



WorkKeys Workplace Documents Technical Manual

Table of Contents

List of Tables	v
List of Figures	vii
Chapter 1	
General Description of the Workplace Documents Assessment	1.1
1.1 WorkKeys and the Workplace Documents Assessment	1.1
1.2 The Workforce Skills Gap and the WorkKeys Solution	1.1
1.3 Reading in the Classroom and the Workplace	1.3
1.3.1 Workplace Reading	1.3
1.4 Workplace Documents—Assessment Claims	1.5
1.5 Test Users and Stakeholders	1.6
1.6 Alignment to ACT’s Holistic Framework	1.7
Chapter 2	
Test Development.	2.1
2.1 Workplace Documents—Overview	2.1
2.2 Document Level Complexity	2.2
2.2.1 Document Classification Evaluation	2.4
2.3 Workplace Documents—Skill Domain Definitions	2.4
2.4 Workplace Documents—Multiple Related Documents	2.6
2.5 Workplace Documents—Performance Level Descriptors	2.6
2.6 Designing Items to Elicit Examinee Evidence of Reading Workplace Documents	2.8
2.6.1 Item Writing	2.9
2.6.2 Item Review	2.9
2.6.3 Item Pretesting	2.10
Chapter 3	
Test Specifications	3.1
3.1 WorkKeys Workplace Documents Specifications—Overview	3.1
3.2 Content Relevance and Representativeness	3.2
3.3 Workplace Documents—Test Blueprint	3.2
Chapter 4	
Test Administration	4.1
4.1 Policies and Procedures	4.1
4.1.1 Standardized Procedures	4.1
4.1.2 Selecting Testing Staff	4.2

4.2 Test Administration Personnel and their Responsibilities	4.3
4.2.1 Test Coordinator	4.3
4.2.2 Back-up Test Coordinator	4.4
4.2.3 Test Accommodations Coordinator	4.5
4.2.4 Room Supervisor	4.5
4.2.5 Proctor	4.6
4.3 Training Testing Staff	4.6
4.3.1 Training Session	4.6
4.3.2 <i>Administration Manual</i>	4.7
4.4 Test Administration Room Requirements	4.7
Chapter 5	
Accessibility	5.1
5.1 ACT WorkKeys Workplace Documents Assessment Support System	5.1
5.2 Test Administration and Accessibility Levels of Support	5.4
Support Level 1: Default Embedded System Tools	5.5
Support Level 2: Open Access Tools	5.6
Support Level 3: Accommodations	5.7
Support Level 4: Modifications	5.8
5.3 Allowable Embedded Tools, Open Access, and Accommodations	5.8
5.4 Valid Test Scores and Equal Benefit for All Examinees	5.9
Chapter 6	
Test and Information Security	6.1
6.1 Test Security	6.1
6.2 Information Security	6.2
Chapter 7	
Reporting	7.1
7.1 Workplace Documents Reports	7.1
Chapter 8	
Scores and Score Scales	8.1
8.1 Overview	8.1
8.2 Selected-Response Item Scoring	8.2
8.3 Scale Score and Level Score Differences and Rationale	8.2
8.4 Procedures for Establishing the Score Scale	8.3
8.5 Procedures for Establishing the Level Scores	8.7

Chapter 9

Equating and Linking.	9.1
9.1 Equating Method and Procedures.	9.1
9.2 Mode Comparability.	9.2
9.2.1 Mode Comparability: Study Design	9.3
9.2.2 Mode Comparability: Sample.	9.3
9.2.3 Mode Comparability: Comparisons on Items, Tests, and Score Conversions.	9.4
9.2.4 Mode Comparability: Score Comparisons	9.7
9.3 Linking Reading for Information to Workplace Documents Score Scale.	9.9
9.3.1 Study Design and Sample Representativeness.	9.9
9.3.2 Comparison of Omit Rates and Testing Time Between Reading for Information and Workplace Documents	9.10
9.3.3 Scale Score Distributions for the Reading for Information and Workplace Documents	9.11
9.3.4 Concordance from Reading for Information to Workplace Documents	9.12
9.3.5 Evaluation of Reading for Information Forms After Linking	9.12

Chapter 10

Reliability and Measurement Error	10.1
10.1 Overview	10.1
10.2 Reliability Coefficients and Standard Error of Measurement (SEM)	10.2
10.3 Generalizability Theory	10.3
10.4 Classification Consistency of Level Scores	10.4

Chapter 11

Validity.	11.1
11.1 Validation of Test Score Uses and Interpretations.	11.1
11.2 Purpose of the Workplace Documents Assessment	11.2
11.3 Workplace Documents Assessment Claims	11.3
11.4 Workplace Documents—A Measure of Foundational Workforce Skills	11.5
11.4.1 Foundational Workplace Skills	11.5
11.4.2 Reading Workplace Documents—A Foundational Workplace Skill	11.6
11.4.3 Workplace Documents—Construct Defined.	11.7
11.4.4 Workplace Documents—Field Test Sampling	11.8
11.4.5 Measuring Workplace Documents	11.9
11.4.6 Workplace Documents—Evidence Based on Internal Structure	11.10

11.4.7 Standard Setting	11.12
11.4.8 Workplace Documents Measurement—Summary	11.13
11.5 Workplace Documents—Primary Claims and Relevant Findings	11.13
11.5.1 Workplace Documents—Evidence Based on Test Content	11.14
11.5.2 Reading for Information—Evidence Based on Relationships to Work-related Variables	11.16
11.5.3 Reading for Information and Return on Investment	11.18
11.5.4 Reading for Information and Educational Outcomes	11.19
11.5.5 Workplace Documents at the State and Regional Level	11.19
11.6 Workplace Documents—Evaluation of Claims	11.20
11.7 Workplace Documents—Evidence Based on Consequences of Testing	11.21
11.7.1 Intended Outcomes	11.21
11.7.2 Adverse Impact	11.22
11.8 Workplace Documents—Ongoing Validation	11.22
Chapter 12	
Assessment Fairness	12.1
12.1 Test Fairness—Overview	12.1
12.2 Fairness and Test Administration	12.2
12.3 Fairness in Access to the Construct Measured	12.2
12.4 Fairness as Lack of Measurement Bias	12.3
12.4.1 DIF Analysis Results from Workplace Documents Field Testing	12.5
12.5 Fairness as Validity of Individual Score Interpretations	12.7
Chapter 13	
Defining Readiness for Work and Careers	13.1
13.1 Work and Career Readiness Standards and Benchmarks	13.2
13.2 Using WorkKeys Assessments for Career and Work Readiness	13.3
13.2.1 Personnel Selection and Development	13.4
13.2.2 Workforce and Economic Development	13.4
13.2.3 Accountability	13.4
References	R.1

List of Tables

Table 1.1: Classroom Reading versus Workplace Reading	1.4
Table 2.1: Workplace Documents—Passage Level Complexity Descriptors	2.3
Table 2.2: Workplace Documents Skills.	2.5
Table 2.3: Workplace Documents—External Subject Matter Experts	2.11
Table 3.1: Skill Domain Item Distribution by Level	3.3
Table 3.2: Skill Subdomain Item Distribution by Level.	3.4
Table 3.3: Number of Passages for each Document Type	3.4
Table 4.1: Responsibilities of the Test Coordinator	4.4
Table 5.1: NCRC Accessibility Supports Permissible by Assessment—Paper and Online Testing	5.9
Paper Testing.	5.9
Computer Testing	5.12
Table 7.1: Workplace Documents Reports and Their Functions	7.3
Table 8.1: Summary of Unrounded and Rounded Scale Score	8.6
Table 8.2: Median Cut Scores for Workplace Documents Assessment	8.8
Table 9.1: Sample Demographic Information for the Two Test Delivery Modes	9.4
Table 9.2: Test Summary Statistics for Workplace Documents	9.5
Table 9.3: Summary for Raw and Scale Scores for the Two Delivery Modes.	9.7
Table 9.4: Summary for Total Testing Time (in minutes)—Reading for Information and Workplace Documents.	9.10
Table 9.5: Test Summary Statistics for Reading for Information and Workplace Documents	9.11
Table 9.6: Scale Scores Summary Statistics for Reading for Information and Workplace Documents	9.11
Table 9.7: Summary Statistics of Scale Scores Before and After Concordance	9.13
Table 9.8: Summary for Level Scores Before and After Concordance	9.13
Table 10.1: Coefficient Alphas and SEMs for Form W2C_S1	10.2
Table 10.2: Estimated Variance Components, Error Variances, and Generalizability Coefficients at Each Level for Workplace Documents Form W2C_S1	10.3
Table 10.3: Estimated Classification Consistency Indices for Level Scores for Form W2C_S1	10.4
Table 11.1: Comparison of WorkKeys Test Population and Field Test Samples by Student/Adult, Gender, and Ethnicity	11.8
Table 11.2: Summary of Eigenvalues and Factor Difference Ratio Index (FDRI)	11.11
Table 11.3: Correlations between Scores on the WorkKeys Reading for Information Assessment and Different Outcomes	11.17

Table 12.1: Differential Item Functioning Evaluations—Group Comparisons	12.4
Table 12.2: WorkKeys DIF Classification Rules	12.4
Table 12.3: Workplace Documents—Number and Percent of Field Test Participants by Demographic Group	12.6
Table 12.4: Identifications of C-Level DIF items on the two Workforce Documents Forms	12.6
Table 12.5: Comparing the Requirements of the <i>Uniform Guidelines</i> to the ACT WorkKeys Job Profiling Procedure	12.9

List of Figures

Figure 5.1: Accessibility Feature Mapping Process	5.3
Figure 5.2: Architectural Structure of Accessibility Supports	5.5
Figure 8.1: Raw Score Distribution for the WD Scaling Study Form (Form W2C_S1)	8.3
Figure 8.2: Item <i>p</i> -values and <i>b</i> -parameter estimates by Item Levels for Form W2C_S1	8.4
Figure 8.3: Test Characteristics Curve (left) and Test Information Function (right)	8.4
Figure 8.4: CSEM for Raw Scores (left) and Scale Scores (right)	8.6
Figure 8.5: Relative Frequency Distribution (left) and Cumulative Frequency Distribution (right)	8.6
Figure 9.1: Comparison of Item Omit Rates for the Two Delivery Modes	9.4
Figure 9.2: Scatterplots of Item <i>p</i> -values (left) and IRT <i>b</i> -parameter estimates (right) for the Two Delivery Modes	9.5
Figure 9.3: Comparisons of Test Characteristic Curves (left) and Test Information Functions (right) for the Two Delivery Modes	9.6
Figure 9.4: Comparison of Unrounded (left) and Reported (right) Raw-to-Scale Score Conversions for the Two Delivery Modes	9.6
Figure 9.5: Comparison of CSEMs for Raw Scores (left) and Scale Scores (right) for the Two Delivery Modes	9.7
Figure 9.6: Comparison of Raw Score Distributions for the Two Delivery Modes	9.8
Figure 9.7: Comparison of Scale Score Distributions for the Two Delivery Modes	9.8
Figure 9.8: Comparison of Item Omit Rates Between Reading for Information and Workplace Documents	9.10
Figure 9.9: Comparison of Relative (left) and Cumulative (right) Frequency Distribution for Reading for Information and Workplace Documents	9.12
Figure 11.1: Workplace Documents—Eigenvalue Scree Plot	11.11
Figure 11.2: Job Profile Process Designed to Align Job Tasks to Skill Levels	11.15
Figure 13.1: Summary of Work and Career Readiness	13.3

Chapter 1

General Description of the Workplace Documents Assessment

1.1 WorkKeys and the Workplace Documents Assessment

ACT WorkKeys[®] is a job skills assessment system that helps employers select, hire, train, develop, and retain a high-performance workforce. It also assists workers in better understanding their foundational skill levels and may assist them in finding employment. The assessments measure foundational skills that are broadly relevant for success in a wide variety of current jobs.

The WorkKeys cognitive assessments are criterion-referenced assessments. Unlike the more commonly used norm-referenced assessments, WorkKeys test scores are not determined by the relationship of an examinee's score to other examinees within a norm group. In WorkKeys, examinees are measured in terms of their ability to demonstrate competency in identified skill sets. As a result, an individual's scores indicate the skills a person can demonstrate in a given domain.

WorkKeys Workplace Documents is a multiple-choice assessment designed to measure the skills people use when they read and use written documents in order to do a job. The documents—which include, but are not limited to, messages, emails, letters, directions, signs, notices, bulletins, policies, websites, contracts, and regulations—are based on materials that reflect actual reading demands of the workplace.

1.2 The Workforce Skills Gap and the WorkKeys Solution

Employers have long relied on America's schools to educate the workforce of the future. Over the past few decades, traditional credentials such as a high school diploma or a four-year college degree no longer assure employers that a worker has the required skills to participate in a fast-paced, high-performing workplace. Increasingly, employers find that workers often have serious gaps in many of the

personal and foundational skills needed for success. As business and industry processes and practices become progressively more complex, they perceive that workers' skill levels have improved little in both behavioral skills (e.g., collaboration, conscientiousness, and timeliness) and foundational skills (e.g., reading, writing, mathematics, and critical thinking).

Over the past 25 years, requirements for nearly all jobs have changed in the developed economies, resulting in drastic changes in worker skill requirements. Work environments are technology-centered, problems are often poorly defined, people work in teams to deal with these problems, and employers seek innovative answers. These new ways of working require a different set of job skills from those found in the manufacturing/industrial economy of the past. Autor, Levy, and Murnane (2003) analyzed job tasks, categorizing them as manual, routine, or abstract. From 1960 to 2002, they found that the percentage of abstract tasks performed in the workplace increased by approximately 25%, while the percentage of manual and routine tasks decreased by nearly 10%. Clearly, 21st-century workers must deal with a technology and information-rich work environment, where abstract thinking is a requirement and fewer and fewer tasks require either manual labor or routine operations (Autor et al., 2003; Griffin, Care, & McGaw, 2012).

Economic and workforce leaders debate the significance of the skills gap and its influence on economic growth (Bessen, 2014; Cappelli, 2012; Krugman, 2014). The skills gap is a term used to describe a problem that employers and hiring managers frequently face. The skills gap occurs because many well-paying jobs exist; but due to the shortage of qualified workers, employers are unable to find qualified workers to fill them. From the workers' perspective, the skills gap means that many are unable to find employment because they do not qualify for the available jobs. From a business perspective, it means that jobs are not filled, resulting in lost opportunities and unrealized economic gains. From an overall economic perspective, it means that unemployment is unacceptably high and that economic growth is stagnant or fails to reach its full potential.

ManpowerGroup® (2015) surveyed 41,700 global employers and found that 38% of employers state they experience problems finding qualified workers. Thirty-two percent of United States employers reported experiencing problems finding qualified workers. Goldin and Katz (2008) provide evidence demonstrating that, since 1970, educational achievement in the United States has increased only marginally while technological advances and job requirements have greatly increased. They analyze the race between education and technology, and conclude that many of the economic trends that have developed over the past 30 years are a result of educational advances not keeping up with the advances in technology and employer demands. As a result, a discrepancy exists between employer expectations and the skill sets that many workers have (Autor, 2015; Goldin & Katz, 2008).

Such perceived gaps in job skills reflect a dynamic redrawing of America's demographic profile. The fastest growing demographic groups in the United States are the least educated (Kirsch, Braun, Yamamoto, & Sum, 2007). Changes in the nation's demographic profile will present challenges to both the educational system and employers seeking highly skilled workers. These challenges require new approaches to both schooling and hiring practices. Paradoxically, these challenges coincide with the growth of a knowledge-based economy in which most job growth will be in areas that require some postsecondary education or training (Carnevale & Desrochers, 2003).

ACT created the WorkKeys system to address the discrepancy between foundational skill levels and job requirements. Because of the discrepancy, the WorkKeys system provides a solution that is beneficial to both employers and workers. WorkKeys assessments provide both employers and test takers with clear,

evidence-based, objective information about job skills. WorkKeys job profiling services provide employers with clear information regarding the foundational skill demands required for success in specific jobs. The ACT KeyTrain® online curriculum program provides workers with the opportunity to improve their skills and achieve the required levels to qualify for jobs. The WorkKeys system provides opportunities for employers to hire the right person for the job, and it provides workers with the opportunity to qualify and demonstrate that they possess the foundational skills required for success.

1.3 Reading in the Classroom and the Workplace

To help delineate the construct of Workplace Documents, ACT reviewed the relevant literature on reading skills. In general, it was noted that reading instruction in the classroom does not always align with workplace needs. As highlighted below, reading and workplace research indicates that successful application of reading skills is situation-specific, with reading behaviors dictated by the reader's purpose and circumstances.

1.3.1 Workplace Reading

While electronic recordings can sometimes be substituted for live speech or demonstrations, the written word is still the most consistently available communication medium in the workplace. Employees who need to learn or review a procedure, verify previously encountered information, or find answers to job-related questions frequently do so by reading. Whether it is gathering ideas for a presentation, safely using a power tool, or mixing a solution in a lab, good reading skills can be the difference between success and failure. Similarly, good communication skills are frequently cited in surveys of employers as one of the top requirements of today's jobs (National Network of Business and Industry Associations [NNBIA], 2014). The ability to comprehend and interpret workplace documents is a critical component of workplace communication.

In contrast to classroom reading selections, workplace reading materials are usually written by individuals more qualified by their content knowledge than their writing skills. While these materials may be intended to convey precise meaning, they are not always easy to understand. Such materials may be used to train employees on safety and work procedures, or to provide information on employee benefits such as insurance policies and retirement plans. Employees read many of these materials in order to make decisions about some immediate course of action. Other materials describe behaviors or circumstances that may be relevant to their jobs in a more general sense. In both cases, the employees' comprehension of the text and their compliance with its dictates may be taken for granted (Sabatini, 2015).

According to Human Resources and Skills Development Canada (2004), "A great deal of workplace reading is 'reading to do,' with the reader taking various actions and assuming risks associated with error. The fact that the reader takes various actions as a result of reading materials changes the dynamics of reading considerably. That is why the person with hands-on experience to support the knowledge gained through reading is often the best equipped to carry out the work." Thus, one important difference between workplace and school reading is the degree to which individuals must directly apply information gathered from texts—often with serious consequences for themselves and their teams.

On the other hand, a primary function of reading in a school environment is to teach widely applicable literary skills. Not surprisingly, there are several foundational reading skills developed in primary and secondary schooling that transfer over into workplace reading situations. Table 1.1 summarizes the essential differences and points of overlap between classroom reading and workplace reading. The differences are likely to be in the purposes for reading, the type of materials that are read, and the amount of help that readers can expect when they approach reading tasks.

Table 1.1: Classroom Reading versus Workplace Reading

Reading in School	Reading in the Workplace	Points of Overlap
Texts		
Typical Text Types		
<ul style="list-style-type: none"> • Literature (fiction and non-fiction) • Informational textbooks on different subjects • Assignments and worksheets • Informational websites 	<ul style="list-style-type: none"> • A range of procedural and informational documents <ul style="list-style-type: none"> ◦ Instructions ◦ Notices ◦ Bulletins ◦ Policies ◦ Regulations • Email messages, memos, and other communications • Informational websites 	<ul style="list-style-type: none"> • Informational texts and websites • Instructions and procedures
Authors		
<ul style="list-style-type: none"> • Literary authors • Multiple or unspecified authors who contribute to a textbook 	<ul style="list-style-type: none"> • Technical writers, content experts, specialists (e.g., lawyers), coworkers, and customers • Multiple or unspecified authors who contribute to a document 	<ul style="list-style-type: none"> • Multiple or unspecified authors
Text Complexity Features and Readability Levels		
<ul style="list-style-type: none"> • Texts selected and adjusted for grade level • Theoretical, academic language with emphasis on concepts and symbolic meaning • Largely prose organizational features and formatting (topic-focused paragraphs, sections, and chapters) • Online texts with hyperlinks and various navigation features 	<ul style="list-style-type: none"> • A wide range of levels, related to specific features of task • Technical, job-specific language with emphasis on concrete tasks • A wide range of organizational features and formatting suited to specific task and purpose (e.g., mixtures of paragraphs, bullets/numbered lists, and other formatting elements) • Online texts with hyperlinks and various navigation features 	<ul style="list-style-type: none"> • Precise terminology • Texts organized into paragraphs, sections, and chapters • Interactive online texts

Applying the above-discussed requirements of the workplace, ACT designed Workplace Documents to assess a wide range of skills related to reading and understanding workplace information, instructions, procedures, and policies. The action-oriented texts found in many workplaces differ from the explanatory and narrative texts on which most academic reading programs are based. In addition, unlike academic texts, which are usually organized to ease understanding and facilitate learning, workplace communication is not necessarily well written or written with ease of reading as a primary consideration. The reading selections in Workplace Documents are based on actual workplace materials representing a variety of occupations and workplace situations. These selections and their associated test items are designed to the Workplace Documents construct defined below.

1.4 Workplace Documents—Assessment Claims

The three Workplace Documents claims address workforce development issues including improving worker access to better jobs, improving worker productivity, and reducing employee turnover rates. The Workplace Documents assessment was designed to measure specific reading skills and is one part of a suite of assessments designed to measure (a) work and career readiness for high school students as a part of state accountability programs, (b) work and career readiness indicators for adults seeking state unemployment services, and (c) work readiness at the individual and community level.

ACT has defined the following three claims regarding Workplace Documents score interpretation and usage.

Claim #1: U.S. examinees of high school or workforce age who demonstrate scores that reach at least a given level on the Workplace Documents assessment are more likely to successfully perform in more and higher levels of U.S. jobs (in the ACT job taxonomy) than examinees whose scores do not reach that level.

Claim #2: U.S. companies who hire U.S. examinees of high school or workforce age who demonstrate scores that reach at least a given level on the Workplace Documents assessment are more likely to achieve gains in productivity (for example, measured as increased output per day) from new employees than if the company had hired examinees whose scores do not reach that level.

Claim #3: U.S. companies who hire U.S. examinees of high school or work force age who demonstrate Workplace Documents scores that reach at least a given level are more likely to reduce turnover (retain those examinees for at least 6 months) than if the companies had hired examinees whose scores do not reach that level.

Note. For further elaboration on the Workplace Documents assessment claims, including the assumptions associated with each claim, see Chapter 11—Validity.

1.5 Test Users and Stakeholders

The critical stakeholders and intended test users are business employers, regional workforce development offices, schools that use the assessment as a measure of workforce readiness, and states or regions committed to developing their workforce. They are the individuals and groups who are invested in finding the right people for the right jobs.

Examinees. Individuals who take the Workplace Documents assessment are students and workers interested in demonstrating their foundational workplace reading skill level in order to qualify as career ready, receive specific skill-related training, or qualify for a specific job. The examinee group includes individuals from high school age through the adult working lifetime. High school students take the assessment to gain an understanding of their level of career readiness in workplace reading and/or as a part of state accountability programs. Community college students take the assessment to demonstrate they possess foundational skills and are ready to move forward for advanced training. College graduates take the assessment to demonstrate their level of career readiness as a means of separating themselves from other graduates. Working adults take the assessment to either qualify for a job or demonstrate that they have the foundational workplace reading skills needed for promotion or advanced training. In short, the examinee group includes high school students and adults who are either seeking employment or looking to advance in their field.

Stakeholders. Stakeholder groups include high schools and local school districts, state departments of education, community colleges, state and local workforce development departments, and employers.

High schools and local school districts administer the WorkKeys assessments in order to evaluate whether their curricular programs are enabling students to become career ready. In doing this, they are also providing their students the opportunity to earn a career ready certificate. State departments of education use the WorkKeys assessments as an accountability measure for evaluating the effectiveness of high schools and school districts in assisting their students to become career ready.

More specifically, the WorkKeys Workplace Documents assessment provides high schools and school districts with student data regarding the extent to which students have mastered the K to 12 reading curriculum and can apply foundational reading skills to actual workplace situations. The application of these reading skills to workplace scenarios differentiates the Workplace Documents assessment from other standardized reading assessments. The assessment provides students the opportunity to demonstrate their mastery of workplace reading along with the application of their reading skills to real-world problems.

Community colleges utilize the WorkKeys assessments in a variety of ways. Many community colleges use the WorkKeys program as part of the process for determining acceptance into Career and Technical Education programs. Other community colleges use the assessments for program evaluation. Additionally, community colleges use the assessments as a means of assisting their graduates in obtaining employment.

The Workplace Documents assessment has the flexibility to assist community colleges to improve their programs in different ways. It can assist a program in identifying students who have the foundational reading skills required to complete a specific program of study. In this way, it assists a program in achieving higher completion rates. In other cases, it can be used as a means of program evaluation allowing teachers to evaluate the extent to which students have mastered foundational skills. Lastly, because it is recognized by thousands of employers, it can help graduating students obtain employment.

State and local workforce development offices utilize the assessments as a means of assisting unemployed or underemployed individuals in finding employment or better opportunities. The assessment provides a means for workforce development office personnel to better understand the skill levels of individuals and to provide better guidance and assistance to them in finding employment.

Employers may use the assessments, when coupled with a job profile analysis, to assist them in screening job applicants and finding sufficiently-qualified employees. A WorkKeys Job Profile allows the employer to understand the level of skill needed by a newly hired employee to successfully meet job expectations. Following the profile process, the employer may have job applicants take the appropriate WorkKeys assessments and then use their test scores as an additional piece of information to determine which candidates to interview.

1.6 Alignment to ACT's Holistic Framework

Building on research conducted over the last 50 years, ACT has developed its Holistic Framework (Camara, O'Connor, Mattern, & Hanson, 2015), which provides a more complete description of college and career readiness. The framework is organized into four broad domains: core academic skills, cross-cutting capabilities, behavioral skills, and education and career navigation skills.

1. Core academic skills include the domain-specific knowledge and skills necessary to perform essential tasks in the core academic content areas of English language arts, mathematics, and science.
2. Cross-cutting capabilities include the general knowledge and skills necessary to perform essential tasks across academic content areas. This includes technology and information literacy, collaborative problem solving, thinking and metacognition, and studying and learning.
3. Behavioral skills include interpersonal, self-regulatory, and task-related behaviors important for adaptation to and successful performance in education and workplace settings.
4. Education and career navigation skills include the personal characteristics, processes, and knowledge that influence individuals as they navigate their educational and career paths (e.g., make informed, personally relevant decisions; develop actionable, achievable plans).

The skills measured by the Workplace Documents assessment fall into three major categories: identify main ideas and details, apply instructions or information, and identify meanings and definitions of words or phrases. These skills align primarily with the first broad domain of ACT's Holistic Framework, which includes domain-specific knowledge and skills necessary for performing essential tasks.

The Workplace Documents assessment uses authentic workplace documents and scenarios in order to determine an examinee's level of proficiency in reading workplace documents and applying the information within these documents to the types of tasks an employee would be expected to perform. The ability to use and interpret entire texts or parts of a text, summarize a text, locate key details, draw conclusions and inferences, and understand vocabulary used in context are skills that are necessary in both academic and workplace settings. As such these skills are the focus of the Workplace Documents assessment and align this assessment to the skills defined in the Holistic Framework of education and work readiness.

Chapter 2

Test Development

2.1 Workplace Documents—Overview

WorkKeys[®] Workplace Documents is designed to assess the extent to which individuals can read and comprehend written documents in order to do a job. The documents—which include, but are not limited to, messages, emails, letters, directions, signs, notices, bulletins, policies, websites, contracts, and regulations—are based on materials that reflect the actual reading demands of the workplace. The ability to read and comprehend written information is critical for workplace success. The Workplace Documents assessment measures skills that individuals use when they read workplace documents and use that information to make decisions and solve problems.

To ensure that the Workplace Documents assessment would measure useful and relevant skills, a team composed of individuals from within ACT including Test Development Content, Measurement and Research, Industrial/Organizational Psychology, and Assessment Design was established to design the specifications for the Workplace Documents assessment. The team pooled resources to define the Workplace Documents construct, test specifications, and develop item prototypes. The design team's work was reviewed by external Subject Matter Experts (SMEs) who also provided feedback and recommendations, which were incorporated by the team.¹

Through a review of the pertinent empirical and professional literature and through deliberations among team members, the team determined that the Workplace Documents construct was defined through the interplay of three aspects: Document Level Complexity, Reading Skills, and Document Types. Although each aspect is defined separately, collectively they interact to provide meaning and interpretability to test scores.

For the Workplace Documents construct, reading and skill progressions are highly relevant. As a result, the team began by defining the characteristics of different levels of reading difficulty, and then by identifying the pertinent associated reading skills.

2.2 Document Level Complexity

Document level complexity refers to the text complexity of the reading documents examinees are required to read in order to respond to the items. The design team organized document level complexity into five levels. Document (text) complexity for the Workplace Documents assessment is defined by the document's word count, reading level, clarity, amount of detail, and vocabulary level (including the use of technical terms, jargon, and acronyms). Additionally, different document types are permitted at specific levels. Table 2.1 provides the Workplace Documents complexity criteria along with the descriptor for each level.

Table 2.1: Workplace Documents—Passage Level Complexity Descriptors

WD Document Criteria	Level 3	Level 4	Level 5	Level 6	Level 7
Word Count	Range: 80–150	Range: 100–200	Range: 150–350	Range: 200–450	Range: 250–500
Flesch-Kincaid Reading Grade Level*	6	7.5	10	12	13
How complex is the stimulus document?	Short with no extra information and simple sentences	Straightforward with some longer sentences; may contain conditional situations	Mostly clear and direct, but with multiple details; may have complex sentences and/or contain conditional situations	Somewhat complicated sentences, document may be long and/or complex and/or contain conditional situations	Complex sentences with many details; may cover uncommon topics and/or contain conditional situations
Is the information in the document clearly stated?	Yes	Yes, mostly	Not necessarily; may need to make inferences	No, information is often not explicit	No, pieces of information may be spread throughout documents and may be extraneous
How detailed is the document?	Not very; will include a small number of details	There are a number of details	There are many details and some may be extraneous	There are implied and/or extraneous details	There are many implied and extraneous details
How difficult is the vocabulary?	Common, familiar, not difficult	Not too difficult; common vocabulary with some advanced words	Unfamiliar words, professional jargon, and acronyms; may need to use context to determine correct meaning	Difficult words, professional jargon and technical terms; meanings may need to be determined from context	Advanced, unfamiliar, and/or uncommon words, technical terms, and professional jargon; meanings must be determined from context
Document Type	Informational, Instructional, Policy	Informational, Instructional, Policy	Informational, Instructional, Policy, Contracts, Legal, Multiple Related Documents	Informational, Instructional, Policy, Contracts, Legal, Multiple Related Documents	Informational, Instructional, Policy, Contracts, Legal, Multiple Related Documents

*The Flesch-Kincaid Reading Grade Level is a quantitative measure of the level of readability.

2.2.1 Document Classification Evaluation

ACT conducted a study to evaluate the Content Specialists' ability to consistently classify different reading passages into the five levels applying the criteria described in Table 2.1.

The study asked four content specialists who regularly worked on the Workplace Documents assessment to discuss how they classified workplace documents and the merits of using the table to determine the level of such documents. Following the discussion, the four content specialists independently evaluated 20 reading passages and classified them into one of the five levels.

ACT utilized Generalizability Theory (Brennan, 2001) to analyze the consistency of the content specialists' categorizing. A graphics x rater design was modeled and used the GENOVA software program (Crick & Brennan, 2001) to analyze the ratings. The analysis provided a Generalizability Coefficient of 0.93, and a Phi Coefficient of 0.92. These consistency indices revealed that the four content specialists, using Table 2.1 along with their training, classified workplace documents in a relatively consistent manner.

2.3 Workplace Documents—Skill Domain Definitions

ACT's reading content specialists reviewed the original list of reading skills measured through the Reading for Information assessment. They determined that several of the defined skills overlapped and caused confusion in identifying the skill that aligns to the item. Consequently, the design team concluded that many of the old Reading for Information skill definitions were confusing and needed to be simplified.

In an effort to achieve greater clarity regarding the skill definitions, the content specialists reviewed the professional literature on reading and the workplace, and they asked the external SMEs for direction and insight. Through this work, they concluded that three primary skill domains exist in regards to reading: comprehending written text, interpreting written text, and applying information and instructions derived from written text to workplace situations. As a result, the design team identified three primary reading-related workplace skills:

- Identify Main Ideas and Details
- Apply Instructions or Information
- Identify Meanings and Definitions of Words or Phases

From these three primary skills, they defined a progression of reading subskills within each primary skill relevant to workplace applications. The workplace reading skills and subskills progression is presented in Table 2.2.

Table 2.2: Workplace Documents Skills

Skills and Subskills	
1.0	Identify Main Ideas and Details
1.1.a.	Identify the main idea
1.1.b.	Identify the rationale behind an entire document or a section of a document <i>Identify an underlying reason for a task or procedure. Often, “what is the main reason . . .?”</i>
1.2.a.	Identify specific details
1.2.b.	Infer implied details <i>The details needed to complete a task or procedure are not explicit at all; inferences need to be made to determine the necessary information.</i>
2.0	Apply Instructions or Information
2.1	Choose when to perform a step in a series of steps <i>Often includes questions such as “What should you do first/next/last?”</i>
2.2.a.	Apply information/instructions to a described situation <i>Identify the necessary information/instructions to complete a task and correctly apply them to a situation described in the document—“You should . . .”</i>
2.2.b.	Apply information/instructions to a situation not directly described or to a completely new situation <i>Identify the necessary information/instructions to complete a task and correctly apply them to a situation that is not described in the document.</i>
2.2.c.	Apply principles inferred from a passage to a situation not directly described or to a completely new situation <i>Infer the reasons behind instructions/information described in the document and correctly apply them to a situation that is not described.</i>
3.0	Identify Meanings and Definitions of Words and Phrases
3.1	Infer the meaning of a word or phrase from context (not jargon or technical terms) <i>Infer the correct meaning of words and phrases as they are used in a specific workplace scenario from the context of the document.</i>
3.2.a.	Identify the meaning of an acronym, jargon, or a technical term <i>Identify the meaning of words, phrases, acronyms, or jargon that have an exclusive meaning in a particular job or career cluster.</i>
3.2.b.	Infer the meaning of an uncommon acronym, jargon, or a technical term from context <i>Infer the meaning of words, phrases, acronyms, or jargon that have an exclusive meaning in a particular job or career cluster from the context of the document.</i>

After developing the skills and subskills along with having the external SMEs review them, the team concluded that the critical workplace reading skill was Apply Instructions and Information. In a workplace context, employers and supervisors are most concerned that workers not only are able to read and understand written texts, but, more importantly, that they understand how and when to apply instructions

and information contained in the documents. Being able to apply information appropriately and accurately is critical to being a successful worker, and in today's workplace much of the information is presented to workers in written documents.

2.4 Workplace Documents—Multiple Related Documents

Reading for Information has traditionally utilized five document types for developing documents: instructions, informational, policies, legal, and contracts. In the redesign of the assessment, ACT has expanded these documents to include multiple related documents. The rationale for this change is that real-world reading situations often require an individual to identify information from multiple documents, make connections and conclusions, and apply this information to accomplish tasks.

The definition of multiple related documents is that they

- consist of two or more documents that are related or cover a common topic, and
- have two or more authors.

Examples of these multiple related documents may include:

- an email string
- two webpages on a similar topic
- a company policy followed by a question raised in an email or message by a client or customer
- a formal document followed by an informal document that elaborates or explains

The Workplace Documents team considered it critical to include this document type in order for the assessment to accurately represent the types of reading content workers use on a daily basis. It provides examinees the opportunity to demonstrate that they are able to read complex text materials, understand and apply differing perspectives, and utilize the information contained in these documents to complete workplace tasks. In many ways, this step not only represents a unique passage type, but is also a step toward the inclusion of authentic and up-to-date reading passages and item tasks (Binkley et al., 2012).

2.5 Workplace Documents—Performance Level Descriptors

The Workplace Documents construct is defined through a combination of the text complexity level of a reading passage and the skill elicited by the item. Based on the text complexity level and skill, the design team was able to define the Workplace Documents Performance Level Descriptors.

Level 3—Document types include informational, instructional, and policy-related materials.

Examinees scoring at Level 3 are able to read and comprehend relatively short workplace documents which contain no extra information. The document contains short sentences using common, everyday

workplace vocabulary. All the information in these documents is clearly and directly stated, and it contains a small number of details. In reading these documents, they are able to:

- Identify the main idea
- Identify specific details
- Choose when to perform a step in a series of short steps
- Apply information/instructions to a situation that is the same as the situation in the reading materials

Level 4—Document types include informational, instructional, and policy-related materials.

Examinees scoring at Level 4 have the skills defined at Level 3 and in addition are able to read and comprehend workplace documents written in straightforward sentences that use familiar vocabulary and the occasional use of conditionals and a few advanced words. In reading these documents, they are able to:

- Identify the main idea
- Identify specific details
- Use the reading materials to figure out the meanings of words that are not defined for them
- Choose when to perform a step in a series of steps
- Apply information/instructions to a situation that is the same as the situation in the reading materials
- Choose what to do when changing conditions call for a different action

Level 5—Document types include informational, instructional, policy-related, contractual, legal, and multiple related document materials.

Examinees scoring at Level 5 have the skills defined at Levels 3 and 4, and in addition are able to read and comprehend longer workplace documents written in more complex sentences that use more advanced vocabulary, including unfamiliar technical words, jargon, and acronyms. The information in Level 5 documents is generally stated directly, but specific details may be more difficult to find because of extraneous information. In reading these documents, they are able to:

- Identify specific details
- Infer the meaning of a word or phrase from context
- Apply information/instructions to a new situation that is similar to the one described in the document while considering changing conditions
- Apply information/instructions that include conditions to situations described in the document
- Identify the appropriate meaning of an acronym, jargon, or technical term defined in the document
- Apply technical terms and jargon to stated situations
- Make some inferences to accomplish a goal

Level 6—Document types include informational, instructional, policy-related, contractual, legal, and multiple related document materials.

Examinees scoring at Level 6 have the skills defined at Levels 3, 4, and 5, and in addition are able to read and comprehend longer workplace documents written in lengthy, complex sentences that use advanced vocabulary including unfamiliar words, jargon, and acronyms where the meaning is often implied. In reading these documents, they are able to:

- Infer implied details
- Infer the meaning of an acronym, jargon, or technical term from context
- Apply information/instructions to a situation not directly described or to a completely new situation
- Apply principles inferred in a passage to a situation not directly described or to a completely new situation
- Identify the rationale behind an entire document or a section of a document

Level 7—Document types include informational, instructional, policy-related, contractual, legal, and multiple related document materials.

Examinees scoring at Level 7 have the skills defined at Levels 3, 4, 5, and 6, and in addition are able to read and comprehend long workplace documents containing many details and are written using lengthy, complex sentences that use advanced vocabulary (including esoteric words, jargon, and acronyms) where meanings must be inferred from context. In reading these documents, they are able to:

- Infer implied details
- Infer the meaning of an acronym, jargon, or technical term from context
- Apply information/instructions to a situation not directly described or to a completely new situation
- Apply principles inferred in a passage to a situation not directly described or to a completely new situation
- Identify the rationale behind an entire document or a section of a document

2.6 Designing Items to Elicit Examinee Evidence of Reading Workplace Documents

Workplace Documents uses multiple-choice items to measure examinees' proficiency in reading and comprehending workplace texts to gain information and guidelines to apply in workplace situations. The domain of workplace reading skills measured by the assessment was defined by the design team and confirmed by external SMEs with backgrounds in business, industry, and education (see Table 2.3). To properly elicit evidence of the skills in the workplace reading domain, ACT follows an item-design model aligned with both evidence-centered assessment design (Mislevy, Steinberg, & Almond, 1999) and the *Standards for Educational and Psychological Testing* (American Educational Research Association [AERA], American Psychological Association [APA], & National Council for Measurement in Education [NCME], 2014).

2.6.1 Item Writing

Item writers qualify to write for the Workplace Documents assessment by completing item-writing training modules. The modules cover numerous aspects of developing quality multiple-choice items including creating text that elicits evidence of the skill the item measures, writing effective distractors, employing realistic workplace contexts, and avoiding common item-writing errors. For workplace reading, the training also provides explicit direction in terms of acceptable workplace reading texts. Once an item writer has successfully completed all required training modules, he or she is given an item-writing assignment that details the number of items to be developed at specific levels. Once an item writer has completed training and demonstrated the ability to write items, they receive materials explaining item task models.

The task models provide item writers with the following instruction: (a) skill name, (b) skill description, (c) evidence statement, (d) item components, and (e) item exemplars. Additional requirements related to the items include:

- All items are linked to a workplace-oriented passage
- Workplace passages are written documents taken from workplace situations and scenarios
- Workplace passages are evaluated by the content team in terms of workplace realism
- Workplace passages are evaluated by the content team and classified into one of the five levels
- Workplace passages must be designed for one of the following purposes: (a) convey information to workers; (b) instruct workers on a procedure, process, or other activity; (c) convey a workplace policy; (d) convey contractual and/or legal information; and (e) convey information in multiple related documents written by two or more authors
- Multiple items should be developed for each workplace passage
- Each item is aligned to one of the skills defined as part of the construct

2.6.2 Item Review

After items have been developed, edited, and tentatively finalized by the Content Assessment team, they are submitted to external consultants with backgrounds in workplace reading and documents for review. They review the item in terms of

- the content, including concerns about whether the item is appropriately aligned to the construct;
- whether the context and the solution method are workplace relevant; and
- whether there is one, and only one, correct response.

The reviewer is also required to evaluate the item and the reading passage on the basis of fairness and cultural bias. The reviewer is asked to evaluate the item and passage in terms of how members of different demographic groups would respond to them. (ACT asks the item reviewer to evaluate the item from the perspective of men and women examinees, and from the perspective of African-American, Hispanic-American, and Asian-American examinees.) The reviewer is asked to comment on whether there is anything within the item that any group might find offensive. Also, the reviewer is to evaluate if each demographic group has equal access to, and opportunity to learn, the information and skills assessed.

For both the content and fairness reviews, item reviewers complete a questionnaire either approving the item as written or identifying specific concerns. The content team gathers the information from the reviewers and determines how to appropriately address any concerns. Items are not classified as ready for pretesting until after the content specialists conclude that all relevant issues are resolved.

2.6.3 Item Pretesting

All Workplace Document items are pretested before they become operational. Newly developed or recently revised items are embedded in current forms of the Workplace Documents assessment. As a result, examinees respond to the pretest items as a part of their responses to the operational assessment.

ACT conducts statistical analyses to determine if each pretest item meets required statistical criteria. ACT analyzes the items using both classical and item response theory (IRT) statistics to evaluate their psychometric properties. Items must meet criteria based on overall difficulty and discrimination. If the pretest item meets the statistical criteria, it has passed pretesting. If it fails to meet the criteria, the Workplace Documents content team reviews it and considers whether it should be edited, modified, or removed from the pool. When items are edited, the item receives a new item identifier and is pretested a second time.

To ensure item fairness, ACT compares item difficulty values based on group membership (item analysis is conducted comparing difficulty levels by gender and ethnic status) and performs Differential Item Functioning (DIF) evaluations. Items that are flagged through the DIF evaluations are sent to the Workplace Documents content team for review. The content team determines whether the flagged item should remain as it currently is, be revised and returned to pretesting, or be removed from the pool. (For detailed information on the evaluation of items for fairness, please refer to Chapter 12.)

Note

¹ Eleven external SMEs reviewed the Workplace Documents test development documentation and provided feedback. The SMEs were provided notebooks that included information on the definition of workplace reading, description of the difference between reading in the classroom and reading in the workforce, cognitive skill domains and subdomains, sample items, and related questions. The SMEs reviewed the notebooks and then participated in small group two-hour interviews (between three and four SMEs participated in each interview). Following the interviews, the SMEs were asked to make comments and notes in their notebooks and return them to ACT. Based on this feedback, the design team made modifications to all related materials. The individuals who served as external SMEs are provided in the table below along with their affiliations.

Table 2.3: Workplace Documents—External Subject Matter Experts

Name	Institution	Qualifications
Beverly Deal	S.B. Phillips	Workforce Readiness Director
Ana Gilbertson	Kirkwood Community College	Advanced Manufacturing Department Coordinator
Julia Holdridge	Sedgwick Industries	Director, Colleague Resources
Randy Lane	Eastman Chemical	ACT Job Profiler; Industrial Engineer
Chris Manheim	Manheim Solutions (Independent Consultant)	President and ACT Job Profiler
Scott Oppler	Society for Human Resource Management (SHRM)—VP of Psychometric and Test Development	Psychometrician; developed multiple assessments for certification and licensing programs
Wayne Rollins	Mid-East Commission of North Carolina	ACT Job Profiler; community college vocational-technical advisor
Priti Shah	University of Michigan	Professor of Cognition and Cognitive Neuroscience and Educational Psychology
Andrew Stull	University of California Santa Barbara	Scientist studying the cognitive and perceptual effects of concrete and virtual reality manipulatives
Charles Wayne	State of Pennsylvania Department of Education	State Assessment Programs; former middle school and high school math instructor
Eric Vincent	VIO Consulting (Independent Consultant)	Former ACT employee in I/O Psychology; currently working as independent consultant to business and industry in Phoenix area

Chapter 3

Test Specifications

3.1 WorkKeys Workplace Documents Specifications—Overview

The purpose of the WorkKeys[®] assessment program is to assist workers, students, employers, and workforce development leaders by providing a system to measure and improve individuals' skills. Chapter 1 of the Technical Manual provided evidence demonstrating that the ability to read, comprehend, and apply information conveyed through written workplace documents was a foundational skill required for success in the modern economy.

In this chapter, the Workplace Documents test specifications are provided. An assessment's test specifications are developed by first developing the assessment's claims and score interpretations, followed by articulating the set of behaviors that need to be elicited through the test content to provide evidence in support of the claims. In articulating the set of behaviors, the team evaluated the degree to which examinee responses to the item content provided support for the assessment's claims and score interpretations. Item and test content must elicit examinee behaviors that are aligned to the Workplace Documents construct and that provide evidence supporting score interpretations (Kane, 2013; Messick, 1989).

The Workplace Documents design team utilized a variety of reputable source materials to identify relevant content that should constitute a measure of workplace reading. Over the past 25 years, through its job profiling services, ACT has gathered information related to workplace reading texts, tasks, and skills from the manufacturing, health care, construction, transportation, financial, and sales sectors. The Workplace Documents team reviewed these findings and used the information to determine what types of reading materials should be included and which skills were most frequently required. To further support content-related decisions, the team reviewed professional literature around workplace reading (Binkley, et al., 2012; Smith, Mikulecky, Kibby, Dreher, & Dole, 2000) and workplace competency models (NNBIA, 2014). Lastly, the team consulted with a group of external Subject Matter Experts (SMEs) to obtain their perspective on workplace reading texts and skills. (See list of participating SMEs in the Chapter 2 Note.)

Based on the findings from the review of these resources, ACT formulated the Workplace Documents test specifications. Using the findings in conjunction with the assessment's purpose, claims, and score interpretations, the team defined the critical content facets and weighted the skills based on their importance and frequency.

3.2 Content Relevance and Representativeness

Test specifications must be carefully defined to ensure that the assessment tasks are construct relevant and representative of the domain purported to be measured (Messick, 1989; Mislevy et al., 1999). In the context of Workplace Documents, construct relevance requires not only that the examinee demonstrate the ability to read and comprehend a workplace document, but that he or she also demonstrates the ability to apply the information conveyed by the document to complete a job task. Because WorkKeys assessments are designed to measure skills that are widely applicable to a large number of jobs, construct representativeness refers to a range of reading passages and the various reading skills needed in the workplace. To illustrate, reading materials must represent the full range of job sectors, from manufacturing to construction to office work and beyond. The reading materials must also represent appropriate ranges of difficulty, from straightforward easy-to-read texts to more complicated and nuanced writings.

A second purpose of the test specifications involves the development of alternate forms. The size of the WorkKeys test population combined with the need for security and fairness necessitates the construction of alternate forms of Workplace Documents. In developing alternate forms, ACT believes that all forms must meet Lord's (1980) equity property. Lord's equity property states, from the test taker's perspective, it must be a matter of score indifference whether he or she is administered Form A or Form B of an assessment. To achieve alternate forms that meet the equity property, the content representativeness of each form must be identical (Kolen & Brennan, 2014).

As a result, by carefully defining the content specifications, ACT accomplishes two critical assessment goals:

1. Content is construct relevant and representative.
2. Content representation is identical across alternate forms.

3.3 Workplace Documents—Test Blueprint

ACT developed detailed blueprints defining the content attributes of each test item. The content specifications were developed by clearly specifying the attributes of a reading passage at each of the five levels (see Chapter 2: Test Development). They were further defined by specifying the workplace reading skills and subskills. Within the test specifications table, each subskill was evaluated and aligned to one or more levels. Following the alignment of skill subskills, weights were determined based on the overall importance of the subskill to the construct of workplace reading (Allen & Yen, 2002).

The Workplace Documents construct was based on three critical facets:

- Reading Complexity Level of the Passage
- Reading Skill elicited by the Item
- Document Type

The Reading Complexity Level was divided into five levels and defined by the passage’s word count, reading level, clarity, amount of detail, and vocabulary level (see Table 2.1). ACT content specialists evaluated each passage and, based on these factors, determined its level.

Workplace reading skills were divided into three primary skills: identify main ideas and details, apply instructions or information, and identify meanings and definitions of words or phrases. Through analyzing the professional literature on workplace reading and data from ACT’s job profiling, ACT learned that workplace documents are used not just to communicate information, but also to direct people toward specific actions. As a result, the reading skill of applying instructions and information received greater weighting in terms of measuring an individual’s workplace reading skills.

Five critical document types were identified as relevant to workplace reading: informational, instructional, policy, legal, and multiple related. At the lowest two levels (Level 3 and Level 4), only informational, instructional, and policy documents were considered relevant for workplace reading. At the intermediate level (Level 5), the most relevant documents were informational, instructional, and policy, although Level 5 passages may include a legal or multiple related document. At the two highest levels, all five document types were considered relevant.

Tables 3.1, 3.2, and 3.3 present the Workplace Documents test specifications. The test specifications provide a blueprint for form development and also represent the relative importance of the reading skills and subskills in the workplace.

Table 3.1: Skill Domain Item Distribution by Level

Domain	Number per Level					Total
	Level 3	Level 4	Level 5	Level 6	Level 7	
1.0 Identify the Main Idea and Details	2	3	1	2	2	10
2.0 Apply Instructions or Information	2	4	4	3	2	15
3.0 Identify Meanings and Definitions of Words and Phrases	0	1	2	1	1	5
	4	8	7	6	5	30

Table 3.2: Skill Subdomain Item Distribution by Level

Subdomain	Number per Level					Total
	Level 3	Level 4	Level 5	Level 6	Level 7	
1.1.a Identify the Main Idea	1	1	0	0	0	2
1.1.b Identify the Rationale Behind an Entire Document or a Section of a Document	0	0	0	1	1	2
1.2.a Identify Specific Details	1	2	1	0	0	4
1.2.b Infer Implied Details	0	0	0	1	1	2
2.1. Choose When to Perform a Step in a Series of Steps	1	1	0	0	0	2
2.2.a Apply Information/Instruction to a Described Situation	1	3	2	0	0	6
2.2.b Apply Information/Instructions to a Situation Not Directly Described or to a Completely New Situation	0	0	2	1	0	3
2.2.c Apply Principles Inferred from a Passage to a Situation Not Directly Described or to a Completely New Situation	0	0	0	2	2	4
3.1 Infer the Meaning of a Word or Phrase from Context (Nonprofessional)	0	1	1	0	0	2
3.2.a Identify the Meaning of an Acronym, Jargon, or Technical Term Defined in a Document	0	0	1	0	0	1
3.2.b Infer the Meaning of an Acronym, Jargon, or Technical Term from Context	0	0	0	1	1	2
Total	4	8	7	6	5	30

Table 3.3: Number of Passages for each Document Type

Document Type	Number of Passages per Form	Max Number of Passages (includes pretest)
Instructional (INS)	3–5	5
Informational (INF)	2–4	4
Policy (POL)	2–4	4
Legal (LEG)	1–3	3
Multiple Related (MUL)	1–3	3

Each form of the Workplace Documents assessment is built to conform to test specifications defined in Tables 3.1, 3.2, and 3.3. ACT's test development and psychometric staff members thoroughly review each form to ensure that it meets the specifications, and that each form is parallel in terms of content to all other Workplace Documents forms.

Chapter 4

Test Administration

The *ACT WorkKeys[®] Administration Manual—Paper Testing* and *ACT WorkKeys[®] Administration Manual—Online Testing* manuals contain the instructions for administering the ACT WorkKeys assessments. Staff members associated with approved sites are responsible for the secure administration of the WorkKeys assessments.

In addition to the testing manuals, ACT WorkKeys has additional resources available online.¹ (The online resources are available through the ACT website. See the Note at the end of the chapter for the link to the online resources.)

4.1 Policies and Procedures

The *ACT WorkKeys Administration Manual—Paper Testing* and *ACT WorkKeys Administration Manual—Online Testing* provide direction in the administration of the WorkKeys assessments including timing instructions. It is important that all staff involved in the administration of WorkKeys assessments follow the instructions as provided by ACT to appropriately measure the skills and abilities of the individuals completing the assessments.

4.1.1 Standardized Procedures

Included in the two manuals are detailed directions for securing materials and administering the assessments in a standardized manner. The following actions violate ACT policies and procedures for delivering WorkKeys assessments:

- accessing or obtaining a test booklet or test questions prior to the test for any reason (An exception is provided for American Sign Language and Signing Exact English interpreters assisting examinees)
- photocopying, making an electronic copy, or keeping a personal copy of the test or of any test items

- taking notes about test questions or any paraphrase of test questions to aid in preparing examinees for testing
- aiding or assisting an examinee with a response or answer to a secure test item, including providing formulas
- rephrasing test questions for examinees
- creating an answer key or “crib sheet” of answers to test questions
- editing or changing examinee answers after completion of the test, with or without the examinee’s permission
- allowing examinees to test in an unsupervised setting
- leaving test materials in an unsecured place or unattended
- failing to properly report and document incidents of prohibited behavior involving examinees, staff, or others
- allowing examinees to test longer than the permitted time
- failing to return and account for all testing materials after the testing session has ended

4.1.2 Selecting Testing Staff

Test Coordinators are responsible for selecting their testing staff. The Test Coordinator provides the continuity and administrative uniformity necessary to ensure that all examinees are tested under the same conditions, and to ensure the security of the test. Relatives and guardians of individuals taking the WorkKeys assessments are not allowed to participate in the delivery of WorkKeys assessments.

The school or organization should strive to ensure that all individuals administering the assessment are of sound ethical standing. Room supervisors and proctors may be current or retired faculty members, school administrative or clerical employees, substitute teachers, student teachers, or paraprofessionals.

The following individuals may *not* act as testing staff:

- High school examinees, volunteers, and lower-division undergraduates
- Anyone who intends to take ACT WorkKeys tests within the next 12 months
- Anyone involved in ACT WorkKeys test preparation activities at any time during the current testing year (September 1 through August 31), due to potential conflict of interest. (**Note:** ACT recognizes that the normal duties of a counselor or teacher may involve some responsibilities for test preparation. These activities are not a conflict of interest, provided they are part of job responsibilities specifically defined by one’s employer and the employer is not a commercial enterprise.)

In addition, if any relative or ward will test at your site or any school in the state during the testing window:

- You *may not* serve as Test Coordinator for the administration of any of the tests. You must delegate all supervisory responsibilities—including the receipt and return of test materials—to a qualified colleague.
- You *may not* have access to the secure test materials prior to test day.

- You *may* serve as a room supervisor or proctor, provided that the examinee is not assigned to test in a room where you are working. You must not have access to the examinee's answer document or test materials.
- Relatives and wards include children, stepchildren, grandchildren, nieces, nephews, siblings, in-laws, spouses, and persons under your guardianship.

Scores for an examinee will be cancelled if any of these policies are violated.

4.2 Test Administration Personnel and their Responsibilities

4.2.1 Test Coordinator

The Test Coordinator ensures that examinees test under the same conditions as examinees at every other site. The Test Coordinator can serve at only one test site.

Table 4.1: Responsibilities of the Test Coordinator

Category	Responsibility
Facilities and Staffing	<ul style="list-style-type: none"> • Selecting and reserving test rooms and preparing them for test day according to ACT guidelines • Selecting and training qualified testing staff
Before Testing	<ul style="list-style-type: none"> • Reading the testing manuals and ensuring compliance with its policies and procedures • Viewing and participating in training provided by ACT • Ordering standard time materials for the initial test date • Ordering alternate testing formats for examinees needing accommodations • Receiving, checking-in, and securely storing test materials • Arranging for the application of barcode labels on the answer documents by testing staff if required • Arranging for examinees to complete the non-test portions of their answer documents • Preparing rosters and organizing test materials • Notifying examinees of the test date(s), location, and materials needed
On Test Day	<ul style="list-style-type: none"> • Conducting a briefing session for testing staff • Counting and distributing test materials to staff • Ensuring that testing begins at the same time in all rooms • Supervising and assisting staff during testing • Arranging for transfer of test responses to answer documents for examinees approved by ACT for alternate response modes, or approved locally to mark answers in the test booklet • Serving as room supervisor as needed

4.2.2 Back-up Test Coordinator

The Test Coordinator should have a qualified Back-up Test Coordinator available if the Test Coordinator becomes ill or is otherwise unable to be present on test day. The Back-up Test Coordinator is encouraged to assist the Test Coordinator prior to, during, and after testing.

He or she is also expected to participate in training conducted by ACT (if previously untrained by ACT) prior to the test date. The Back-up Test Coordinator can serve at only one test site.

If the Test Coordinator is not able to supervise the administration, the Back-up Test Coordinator must complete and submit a profile change form online by going to the web address listed on your *Checklist of Dates*.

4.2.3 Test Accommodations Coordinator

The Test Coordinator must name a qualified Test Accommodations Coordinator. The Test Accommodations Coordinator is responsible for the following:

- Assisting the Test Coordinator in his or her responsibilities as needed
- Reading the testing manuals and complying with its policies and procedures
- Evaluating and approving requests for ACT WorkKeys accommodations
- Notifying the Test Coordinator of any examinees needing alternate format test materials from ACT
- Viewing and participating in accommodations training provided by ACT
- If the Test Accommodations Coordinator is no longer able to serve in his or her role, the Test Coordinator must contact ACT at 800.553.6244, ext. 1788, to designate a replacement

4.2.4 Room Supervisor

Each room is required to have a Room Supervisor who must serve for the entire session. The Test Coordinator or Test Accommodations Coordinator may serve as room supervisor if only one room is used.

Specific responsibilities include:

- Reading the testing manuals and complying with the policies and procedures it describes
- Attending both the training and briefing sessions conducted locally by the Test Coordinator
- Being responsible for the test room and providing an environment conducive to testing
- Checking ID or personally recognizing and admitting examinees
- Marking attendance/ID on the roster
- Directing examinees to seats
- Counting test booklets upon receipt from the Test Coordinator
- Distributing test materials and keeping test booklets in sequential serial number order
- Reading verbal instructions to examinees exactly as they are written
- Properly timing tests and recording the start, 5-minutes-remaining, and stop times in the manual using two timepieces
- Completing all information on the Seating Diagram and Test Booklet Count Form as found in the *Administration Manual for Paper and Pencil Testing*.
- Being attentive to examinees and materials at all times (Proctor may assist with this activity)
- Walking around the test room during testing to be sure examinees are working on the correct sections of the test booklet and answer document (Proctor may assist with this activity)
- Paying strict attention to monitoring examinees during the entire test session to detect and discourage prohibited behavior (Proctor may assist with this activity)

- Collecting and accounting for all answer documents and test booklets before dismissing examinees (Proctor may assist with this activity)
- Completing detailed documentation of any irregularities and, as required, voiding examinees' tests
- Returning all test materials and forms to the Test Coordinator immediately after testing

4.2.5 Proctor

A Proctor may be used to assist a Room Supervisor or the Test Coordinator if fewer than 10 examinees are testing. A Proctor *is required* (in addition to the Room Supervisor) for every 10 examinees (or portion thereof) after the first 10 in the room. For example, if there are 30 examinees, three proctors are required.

The Proctor's responsibilities include:

- Reading the testing manuals and complying with the policies and procedures it describes
- Attending both the training and briefing sessions conducted locally by the Test Coordinator
- Helping admit examinees and marking attendance/ID on the roster
- Directing examinees to seats
- Helping distribute test materials and keeping test booklets in sequential serial number order
- Verifying the timing of the tests using a different timepiece than the room supervisor
- Being attentive to examinees and materials at all times
- Walking around the room during testing to replace defective materials, to be sure all examinees are working on the correct test, and to observe examinee behavior
- Reporting any irregularities to the room supervisor immediately
- Accompanying examinees to the restroom if more than one is allowed to leave during the timed tests
- Paying strict attention to monitoring examinees during the entire test session to discourage and detect prohibited behavior
- Helping collect and account for all answer documents and test booklets

4.3 Training Testing Staff

For testing to occur successfully, staff members must understand their responsibilities. It is critical that the standardized test administration procedures are followed by every test center.

4.3.1 Training Session

Test Coordinators are required to hold a training session **before** test day to prepare staff for test day activities and to stimulate discussion. In addition, on each test day morning, Test Coordinators are

required to hold a briefing session to discuss any last-minute issues that arise as well as concerns staff members may have.

4.3.2 Administration Manual

ACT provides the *Administration Manual*, which every staff member is expected to read and communicate its expectations. The manual is proprietary information and is copyrighted by ACT. It is to be used only for the purpose of administering the ACT WorkKeys assessments and is not to be copied or shared for any other purpose.

Each testing staff member is to be provided with a complete copy of this manual before the training session. It is especially important that Room Supervisors read and understand the policies, procedures, and directions.

4.4 Test Administration Room Requirements

Test administration rooms must be set up according to the requirements defined below. If these requirements are not met, scores may be cancelled.

- **All examinees in the test room must face the same direction**, regardless of the number of examinees in the room or the distance between them.
- There must be **at least three feet of space between examinees** (side-to-side measured shoulder-to-shoulder, and front-to-back measured head-to-head).
- In a room with multiple-level seating, examinees must be **at least five feet apart** front-to-back.
- There must be sufficient aisle space for staff to get to every seat during testing without disturbing examinees.
- Seat examinees in straight rows and columns, directly in line with each other.
- If a clock is in the room, seat examinees facing the clock whenever possible so they can see it without looking around.
- The room supervisor must be stationed in the room facing the examinees. Staff must be able to see every examinee clearly. Seating with dividers or partitions, such as study carrels, partitioned tables, or booths, is not acceptable because it obstructs staff's view of examinees.

Note

¹ ACT WorkKeys provides test administrators multiple support materials. The support materials can be found at <http://www.act.org/content/act/en/products-and-services/workforce-solutions/act-workkeys/administer.html#techspecs>.

Chapter 5

Accessibility

The ACT WorkKeys® Workplace Documents assessment uses a variety of levels of accessibility supports including default embedded tools, open access tools, and full accommodations to allow all examinees, including those with disabilities, to participate in testing.

5.1 ACT WorkKeys Workplace Documents Assessment Support System

ACT has established for the Workplace Documents assessment a continuum of supports for effective communication that spans from the most simple, common accessibility tools used by everyone, to the most intensive accessibility supports that require the user to have specific qualifications and expertise. To build an assessment system that meets the needs of all populations tested and provides a fair communication and performance pathway for all learners, more than one level of support is needed.

“Accessibility is the degree to which the items or tasks on a test enable as many test takers as possible to demonstrate their standing on the target construct without being impeded by characteristics of the item that are irrelevant to the construct being measured” (AERA et al., 2014, p. 215). The Workplace Documents assessment support continuum is an inclusive concept that recognizes that the need for personalized communication supports is not restricted to any one group of examinees. It describes needs of all examinees, regardless of whether or not they have an official diagnostic label. It encompasses the needs of the entire testing population, including those with disabilities, those who are English Learners, as well as all the rest who have no diagnostic label at all. All of these individuals have a shared need to be able to fairly and effectively communicate what they know and can do when they take a test.

To provide a fair performance pathway for all learners, including populations with diverse needs, the development of the Workplace Documents assessment followed a theory of action known as Access by Design (Fedorchak, 2013) which incorporates elements of Universal Design for Learning (UDL) described by the Center for Applied Special Technologies (CAST, 2011), and Evidence-Centered Design (Mislevy, Almond, & Lukas, 2004; Mislevy & Haertel, 2006) into its conceptual structure.

In September 2015, in anticipation of the development of this assessment, a week-long accessibility test development workshop was held with leadership and content developers of ACT WorkKeys National Career Readiness Certificate (NCRC[®]) Assessments. The topic of this workshop focused on methods of mapping the characteristics and accessibility needs of learner populations to the content models intended to be measured by the ACT WorkKeys NCRC Assessments. During this training, accessibility consultants provided feedback with respect to accessible definitions of constructs to be tested and a plan was established for ongoing accessibility consultation and advisement during test development.

The mapping process presented in Figure 5.1 provides an evidence-based structure to determine accessible communication and performance pathways as well as accessibility support options to be allowed for the ACT WorkKeys NCRC assessments.

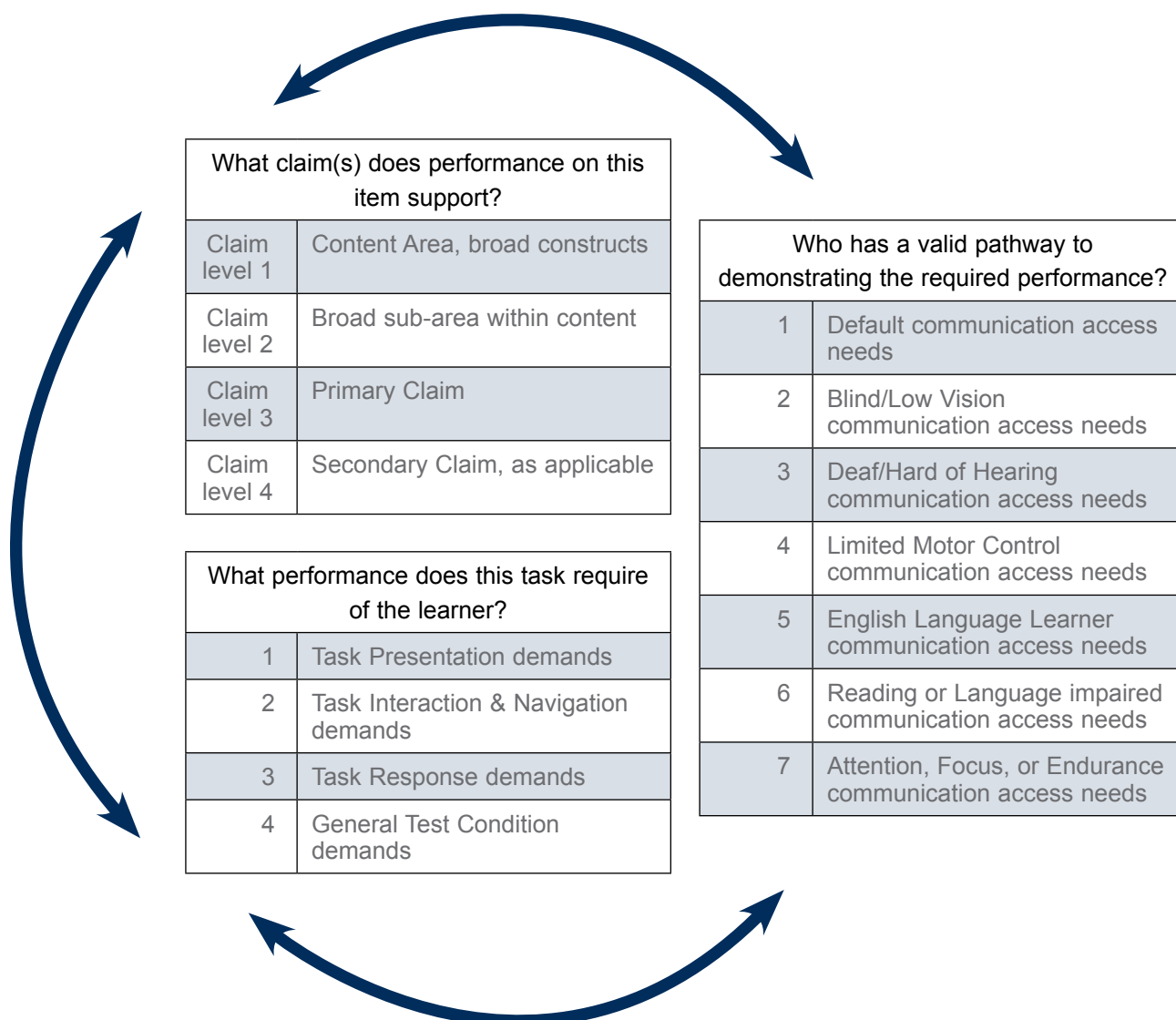


Figure 5.1: Accessibility Feature Mapping Process

The Workplace Documents assessment accessibility supports are structured along a continuum of increasingly intensive supports designed to meet the needs of all participating learner populations. Three levels of accessibility supports are offered: 1) Embedded Tools, 2) Open Access Tools, and 3) Accommodations. Embedded tools are commonly used by many people, available to all examinees, and do not need to be requested in advance. Open Access Tools are used by fewer people, are also available to anyone, but their use must be identified and planned for locally in advance. Accommodation-level supports and tools are the most intensive levels of support. Accommodations are available to those who are qualified to use them. Currently, certain supports are only available with the paper form of the test. These are outlined later in this chapter. Beginning in 2018, several new accessibility supports will be added to the Workplace Documents assessment for both paper and online forms. These additions will fill out the planned continuum of accessibility supports and will provide many options for unique personalization of experience for each examinee.

5.2 Test Administration and Accessibility Levels of Support

Educational researchers and practitioners have learned over the last decade that all examinees have tools they need and use every day to engage in the classroom and to communicate effectively what they have learned and can do. There are different levels of support that examinees may need in order to demonstrate what they know and can do on academic tests. The Workplace Documents assessment makes several possible levels of support available. All these levels of support taken together are called accessibility supports. These accessibility supports:

- allow all examinees to gain access to effective means of communication that in turn allow them to demonstrate what they know without providing an advantage over any other examinee;
- enable effective and appropriate engagement, interaction, and communication of examinee knowledge and skills;
- honor and measure academic content as the test developers originally intended;
- remove unnecessary barriers to examinees demonstrating the content, knowledge, and skills being measured on the Workplace Documents assessment.

In short, accessibility supports do nothing for the examinee academically that he or she should be doing independently; they just make interaction and communication possible and fair for each examinee.

The Workplace Documents assessment accessibility system defines four levels of support that range from minor support (default embedded system tools) to extreme support (modifications). Figure 5.2 shows the architectural structure of ACT WorkKeys assessments accessibility supports.

The Workplace Documents assessment permits the use of only those accessibility supports that validly preserve the skills and knowledge that the assessment claims to measure, while removing needless, construct-irrelevant barriers to examinee performance. The four levels of support in the Workplace Documents assessment accessibility system represent a continuum of supports, from least intensive to most intensive, and assumes all users have communication needs that fall somewhere on this continuum. The continuum of supports permitted in the Workplace Documents assessment results in every examinee having a personalized performance opportunity.

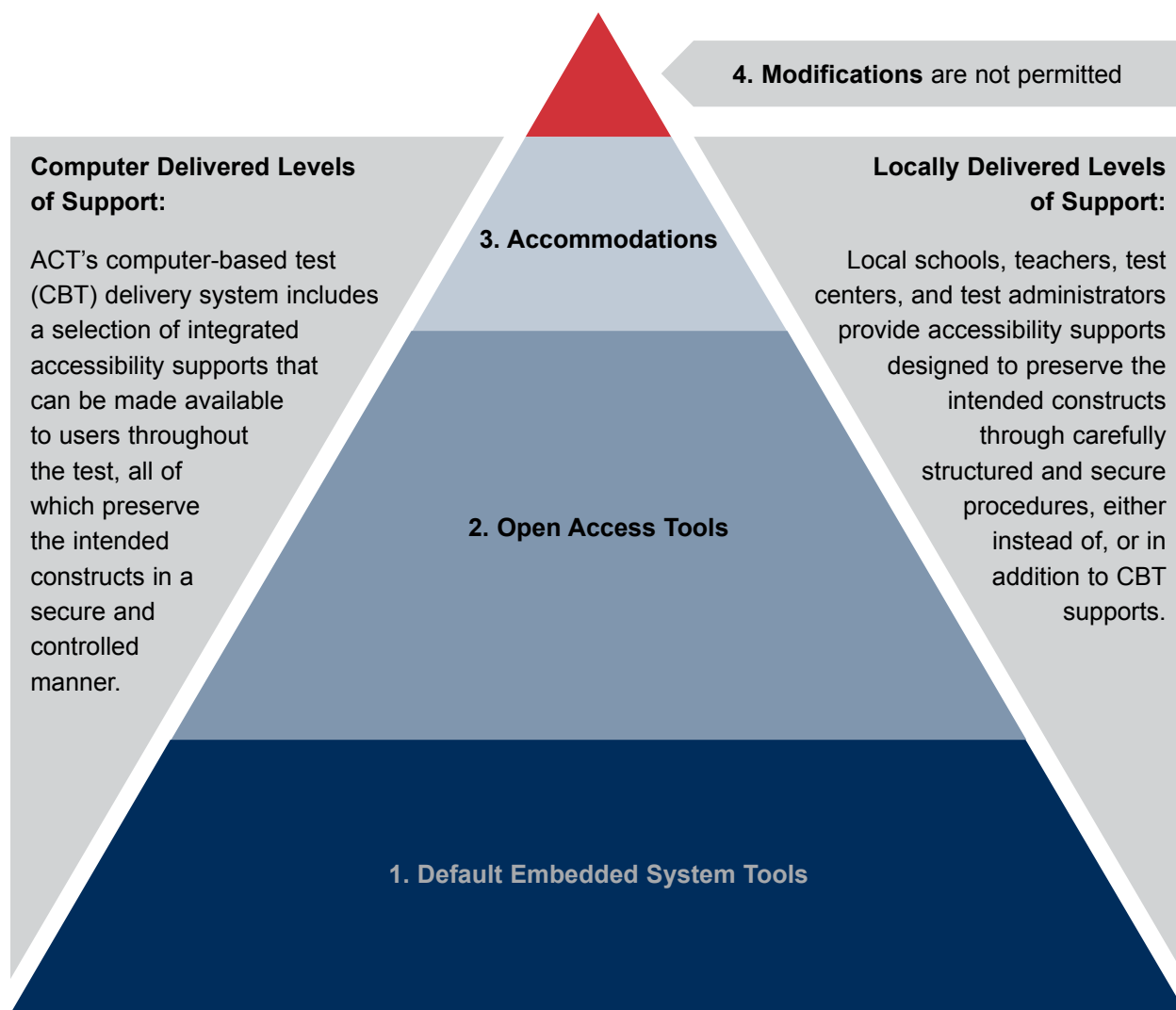


Figure 5.2: Architectural Structure of Accessibility Supports

Note. Width of the triangle above shows the proportion of examinees who use that set of assessment tools.

Support Level 1: Default Embedded System Tools

The first level of supports is called the Default Embedded System Tools. (See the first level of the pyramid in Figure 5.2.) They are automatically available to a default user whose accessibility needs are sufficiently met through the basic test administration experience.

Default embedded system tools meet the common, routine accessibility needs of the most typical test takers. All examinees are provided these tools as appropriate, even examinees who have no documented support plan. Default embedded system tools include, but are not limited to, the following examples in online and paper tests:

- Magnifier Tool (online and paper)
- Browser Zoom Magnification (online)
- Answer Eliminator (online and paper)
- Test Directions Available on Demand (online and paper)
- Highlighter (online and paper)
- Keyboard Navigation (online)
- Scratch Paper (online and paper)
- Mark Item for Review (online and paper)

Default embedded system tools are common supports made available to all users upon launch or start of the test; they are the accessibility tools that nearly everyone uses routinely and assumes will be made available although they are seldom thought of in this way. These tools are either embedded in the basic computer test delivery platform, or they may be locally provided as needed. No advance request is needed for these supports.

Support Level 2: Open Access Tools

Open Access tools (See the second level of the pyramid in Figure 5.2.) are available to all users, but must be identified in advance, planned for, and then selected from the menu inside the test to be activated (online), or else provided locally.

Many examinees' unique sensory and communication accessibility needs are predictable and can be met through a set of accessibility features designed into the underlying structure and delivery format of test items. Rather than overwhelm the user with all the possible tools, Open Access tools provide just the tools needed by individual users, allowing true personalization of the test experience.

Open Access tools are slightly more intensive than default embedded system tools but can be delivered in a fully standardized manner that is valid, appropriate, and personalized to the specific access needs identified for an individual examinee. Some of these require the use of tool-specific administration procedures. In the Workplace Documents assessment, Open Access tools include, but are not limited to the following examples:

- Color Contrast (online and paper)
- Line Reader (online and paper)
- Translated Verbal: Directions Only (online and paper) locally provided
- Signed Exact English (SEE) for Directions Only—locally provided (paper)
- Answer Masking (online and paper)
- Dictate Responses (online and paper)

- Respond in Test Booklet or on locally provided separate paper (online and paper)
- Audio Indicator of Time Remaining (online and paper)
- Individual Administration (online and paper)
- Special Seating/Grouping (online and paper)

Open Access tools should be chosen carefully and specifically to prevent the examinee from becoming overwhelmed or distracted during testing. Room supervisors must follow required procedures. Prior to the testing experience, examinees need to have an opportunity to practice and become familiar and comfortable using these types of tools as well as using them in combination with other tools.

Support Level 3: Accommodations

Accommodations are high-level accessibility tools needed by relatively few examinees. (See the third level of the pyramid in Figure 5.2.) The Workplace Documents assessment system requires accommodation-level supports to be requested by education personnel on behalf of an examinee. The accommodations must be identified in advance, planned, and selected from the menu inside the test to activate them (online), or else provided locally. Accommodations use often requires advance ordering of specialized paper materials from ACT. The advance planning process allows any needed resources to be assigned appropriately and documented for the examinee.

Typically, examinees who receive this high level of support have a formally documented need and have therefore been identified as qualifying for resources or specialized supports that require expertise, special training, and/or extensive monitoring to select, administer, and even to use the support effectively and securely. These can include but are not limited to the following examples:

- Braille EBAE, contracted, includes tactile graphics (paper)
- Braille UEB with Nemeth contracted, includes tactile graphics (paper)
- Cued Speech (online and paper)
- Word-to-Word Bilingual Dictionary, ACT approved (online and paper)
- English Audio DVD (designed for user with blindness) (paper)
- English Audio Reader Script (designed for user with blindness) (paper)
- Signed Exact English (SEE): Test Items
- Abacus
- Extra Time

Decisions about accommodation-level supports are typically made by an educational team on behalf of, and including the examinee. Accommodation decisions are normally based on a formal, documented evaluation of specialized need and require the examinee to have personal familiarization and successful prior experience with the tools so they may be used fluidly and effectively during the test experience. Accommodation supports require substantial additional local resources or highly specialized, expert knowledge to deliver successfully and securely.

Accommodations are available to users who have been qualified by the local governing school or employment authority to use them, (e.g., a school district, a work training agency, an employer, or a

branch of military or other government service). Official determination of qualification for accommodation-level support by a governing school or workforce authority is usually documented in writing in the form of an accommodation plan, or such qualification may have been routinely recognized and permitted for this examinee by that governing authority. ACT WorkKeys NCRC Assessments require that examinees who use accommodation-level supports have a formally documented need, as well as relevant knowledge and familiarity with these tools. Accommodations must be requested through the local test site according to ACT WorkKeys NCRC Assessments procedures, as defined in the administration manual. Appropriate documentation of accommodation need, as specified in the manual, must be provided prior to testing by the examinee, or by a local governing educational authority on behalf of the examinee.

Support Level 4: Modifications

Modifications are supports that are sometimes used during instruction, but when used in a testing situation, they alter the construct that the test is designed to measure. While they may provide an individual with the experience of taking ‘a test,’ modifications provide so much support that they actually prevent the examinee from having meaningful access to performance of the construct being tested. (See the top level of the pyramid in Figure 5.2.) Because modifications violate the construct being tested, they invalidate performance results and communicate low expectations of examinee achievement. Modifications are not permitted during Workplace Documents testing, and, if used, invalidate the resulting test score.

5.3 Allowable Embedded Tools, Open Access, and Accommodations

In our commitment to provide a fair testing experience for all examinees, ACT WorkKeys NCRC Assessments provide an integrated system of accessibility supports that include accommodations as well as other forms (less intensive levels) of accessibility support. There are times when supports provided for those who test using the online format are combined with other types of locally provided or paper-format supports. The reverse is also true, as examinees using the paper format sometimes also take advantage of certain online options. Regardless of test format, all examinees who use Accommodation-Level accessibility features must have this use documented by appropriate school (or test site) personnel. For this reason, we have provided the general description of ACT WorkKeys NCRC Assessments Accessibility Supports here in one section. Full procedural requirements and instructions for using permitted supports during test administration are provided in the ACT WorkKeys NCRC Assessments Administration Manual.

5.4 Valid Test Scores and Equal Benefit for All Examinees

ACT aims to ensure that all examinees may benefit equally from the WorkKeys Workplace Documents assessment. Accommodations and other accessibility supports administered under these standardized conditions result in a valid and fully reportable NCRC score. Use of any accessibility supports that are not specified by ACT or not properly administered violate what the test is designed to measure and result in a score that is invalid and non-comparable for the stated purposes of the assessment.

Table 5.1: NCRC Accessibility Supports Permissible by Assessment—Paper and Online Testing Paper Testing

Presentation Supports	Support Level	Workplace Documents
Test Directions Available on Demand (Printable)	Embedded	Yes
Magnifier Tool	Embedded	Yes
Full Page Magnification	Embedded	Yes
Line Reader	Open Access	Yes
Color Contrast (Color Overlays)	Open Access	Yes
Large Print Test Booklet, Printed	Open Access	Yes
Translated Verbal: Directions only (locally provided)	Open Access	Yes
American Sign Language (ASL) Directions Only	Open Access	Yes
Signed Exact English (SEE): Directions Only	Open Access	Yes
Signed Exact English (SEE): Test Items	Accommodation	Yes
Cued Speech (Directions and Test Items)	Accommodation	Yes
English Audio DVD (designed for user with blindness)	Accommodation	Yes
English Audio Reader Script (designed for user with blindness)	Accommodation	Yes
Word-to-Word Bilingual Dictionary, ACT approved	Accommodation	Yes
Braille EBAE, contracted, includes tactile graphics	Accommodation	Yes
Braille UEB with Nemeth, contracted, includes tactile graphics	Accommodation	Yes

Paper Testing (continued)

Interaction & Navigation Supports	Support Level	Workplace Documents
Answer Eliminator	Embedded	Yes
Highlighter (Online-use highlighter tool. In paper form, for this purpose, a standard pencil must be used instead of a pen)	Embedded	Yes
Scratch Paper	Embedded	Yes
Calculator (includes accessible) See: http://www.act.org/content/dam/act/unsecured/documents/ACT-calculator-policy.pdf for allowable devices	Embedded	No
Answer Masking	Open Access	Yes
Custom Masking	Open Access	Yes
Abacus	Accommodation	Yes

Response Supports	Support Level	Workplace Documents
Mark Item for Later Review (requires examinee mark to be erased thoroughly)	Embedded	Yes
Dictate Responses	Open Access	Yes
Respond in Test Booklet or on separate paper	Open Access	Yes
Accessible Keyboard or AAC Device, with local print-out	Accommodation	Yes
Large Print Answer Document	Accommodation	Yes

Paper Testing (continued)

General Test Conditions	Support Level	Workplace Documents
Proctor ability to add Extra Time (in event of test administration incident)	Embedded	Yes
Audio Indicator of Time Remaining	Open Access	Yes
Audio Indicator: 5-minute Warning	Open Access	Yes
Break: Supervised within each day (stop the clock)	Open Access	Yes
Individual Administration (not home)	Open Access	Yes
Location for Movement	Open Access	Yes
Other Setting (not home)	Open Access	Yes
Physical/Motor Equipment	Open Access	Yes
Special Seating/Grouping	Open Access	Yes
Visual Environment	Open Access	Yes
Audio – Acoustic Environment	Open Access	Yes
Extra Time (Time-and-a-half, Double Time, or Three Hours)	Accommodation	Yes
Break: Securely extend session over multiple days	Accommodation	Yes

Computer Testing

Presentation Support	Support Level	Workplace Documents
Test Directions Available on Demand (on screen)	Embedded	Yes
Magnifier Tool	Embedded	Yes
Browser Zoom Magnification (full page)	Embedded	Yes
American Sign Language (ASL) Directions Only	Open Access	Yes
Line Reader	Open Access	Yes
Color Contrast (High/Low Contrast Colors)	Open Access	Yes
Translated Audio: Directions Only	Open Access	Yes
Signed Exact English (SEE): Directions Only	Open Access	Yes
Cued Speech	Accommodation	Yes
Word-to-Word Bilingual Dictionary, ACT Approved	Accommodation	Yes

Interaction & Navigation Support	Support Level	Workplace Documents
Answer Eliminator	Embedded	Yes
Highlighter	Embedded	Yes
Keyboard Navigation	Embedded	Yes
Scratch Paper	Embedded	Yes
Calculator	Embedded	NA
Answer Masking	Open Access	Yes
Custom Masking	Open Access	Yes
Abacus	Accommodation	NA

Response Support	Support Level	Workplace Documents
Mark Item for Review	Embedded	Yes
Dictate Responses	Open Access	Yes
Respond on Separate Paper	Open Access	Yes
Electronic Spell Checker	Accommodation	Yes
Accessible Keyboard or AAC device, with local print-out	Accommodation	Yes

Computer Testing (continued)

General Test Conditions	Support Level	Workplace Documents
Proctor ability to add Extra Time (in event of test administration incident)	Embedded	Yes
Audio Indicator of Time Remaining	Open Access	Yes
Audio Indicator: 5-minute Warning	Open Access	Yes
Break: Supervised within each day (stop the clock)	Open Access	Yes
Individual Administration (not home)	Open Access	Yes
Location for Movement	Open Access	Yes
Other Setting (not home)	Open Access	Yes
Physical/Motor Equipment	Open Access	Yes
Special Seating/Grouping	Open Access	Yes
Audio—Acoustic Environment	Open Access	Yes
Visual Environment	Open Access	Yes
Extra Time (Time-and-a-half, Double Time, or Three Hours)	Accommodation	Yes

Chapter 6

Test and Information Security

6.1 Test Security

In order to ensure the validity of the ACT WorkKeys[®] Workplace Documents test scores, test takers, individuals that have a role in administering the tests, and those who are otherwise involved in facilitating the testing process, must strictly observe ACT's standardized testing policies, including the Test Security Principles and test security requirements. Those requirements are set forth in the *ACT WorkKeys Administration Manual—Paper Testing* and the *ACT WorkKeys Administration Manual—Online Testing* and may be supplemented by ACT from time to time with additional communications to test takers and testing staff.

ACT's test security requirements are designed to ensure that examinees have an equal opportunity to demonstrate their academic achievement and skills, that examinees who do their own work are not unfairly disadvantaged by examinees who do not, and that scores reported for each examinee are valid. Strict observation of the test security requirements is required to safeguard the validity of the results.

Testing staff must protect the confidentiality of the ACT WorkKeys test items and responses. Testing staff should be competent and aware of their roles, including understanding ACT's test administration policies and procedures and acknowledging and avoiding conflicts of interest in their roles as test administrators for ACT WorkKeys.

Testing staff must be alert to activities that can compromise the fairness of the test and the validity of the scores. Such activities include, but are not limited to, cheating and questionable test taking behavior (such as copying answers or using prohibited electronic devices during testing); accessing questions prior to the test; taking photos or making copies of test questions or test materials; posting test questions on the internet; or test proctor or test administrator misconduct (such as providing answers or questions to test takers or permitting test takers to engage in prohibited conduct during testing).

In addition to these security-related administration protocols, ACT engages in additional test security practices designed to protect the WorkKeys assessment and the validity of its scores. These practices include: (1) use of a reporting hotline through which individuals with information about misconduct on

an ACT WorkKeys test can anonymously report such information to ACT; (2) data forensics in support of ACT WorkKeys related investigations; and (3) web monitoring to detect testing misconduct, possible unauthorized disclosure of secure ACT WorkKeys test content, and other activity that might compromise the security of the ACT WorkKeys test or the validity of its scores.

6.2 Information Security

ACT's Information Security program framework is based on the widely recognized ISO/IEC 27000 standard (International Organization for Standardization, 2017). This framework was selected because it covers a range of information security categories that comprehensively matches the broad perspective that ACT takes in safeguarding information assets. The categories covered by the framework and brief statements of their importance to ACT are:

1. **Information Security Program Management:** This is overseen by the Information Security Officer at ACT. The Information Security Officer has responsibility for providing guidance and direction to the organization to ensure compliance with all relevant security-related regulations and requirements. The program itself is designed to cover all security domains identified in the ISO 27001 standards and provides comprehensive oversight for Information Security at ACT.
2. **Information Security Risk Management:** The cornerstone of the ACT Information Security program is a risk assessment that conforms to the ISO 27005 standard. The identification, management, and mitigation of information security risks are managed using the ISMS (Information Security Management System) guidelines defined in the 27005 standard. ACT also makes use of the SP NIST 800-37 Risk Assessment which complies with FISMA security requirements for risk management (National Institute of Standards and Technology, 2017).
3. **Information Security Policies and Standards:** ACT established an Information Security policy to set direction and emphasize the importance of safeguarding information and data assets. Additional supporting policies, standards, and procedures have been developed to communicate requirements.

ACT's Information Security Policy and the Assessment Data Sharing procedures govern the handling of examinee data that is classified as confidential restricted. The policy states that confidential restricted information must meet the following guidelines:

- Electronic information assets must only be stored on ACT-approved systems/media with appropriate access controls.
- Only limited authorized users may have access to this information.
- Physical records must be locked in drawers or cabinets while not being used.
 - ACT also has Access Management, Business Continuity Standard, Clear Desk/ Clear Screen, End User Storage, External Authentication, Information Security Incident Management, Malware Protection, Mobile Device, Network Security Management, Payment Card Security, Secure Application Development, Secure System Configuration, Security Event Logging and Monitoring Standard, System Vulnerability and Patch Management and Web Content Standard to form a system of control to protect examinee data.

4. **Information and Technology Compliance:** The systems that store, maintain, and process information are designed to protect data security through all lifecycle stages. The security considerations surrounding ACT's systems include measures such as encryption, system security requirements, and logging and monitoring to verify systems are operating within expected parameters.
5. **Business Continuity and Disaster Recovery:** ACT maintains a Business Continuity program designed to provide assurance that critical business operations will be maintained in the event of a disruption. An essential part of the program includes a cycle of planning, testing, and updating. Disaster Recovery activities are prioritized by the criticality of systems and recovery times established by the business owners.
6. **Security Training and Awareness:** At ACT, Information Security is everyone's responsibility. All employees take part in annual Information Security awareness training on topics covered in the Information Security policy. Additionally, ACT has individuals within the organization who are responsible for the management, coordination, and implementation of specific Information Security objectives and who receive additional Information Security Training.
7. **Identity and Access Management:** ACT addresses data integrity and confidentiality by implementing policies and procedures that limit access to individuals who have a business need to know the information and that verify the individual's identity. Access to ACT systems and data requires authorization from the appropriate system owner. Active Directory, file permissions, and VPN (Virtual Private Network) remote access is administered by an Identity and Access management team who are part of the Information Security organization.
8. **Information Security Monitoring:** The foundation of ACT's Information Security Program is reflected in the Information Security Policy which is presented and reinforced with training to all ACT employees. ACT is held accountable to following the Information Security Program through internal assessments of the security control environment. Additionally, ACT works with independent third-parties to provide assessment feedback.
9. **Vulnerability and Threat Management:** ACT has several mechanisms in place to identify vulnerabilities on networks, servers, and desktops. Monthly vulnerability scanning is performed by a qualified ASV (Approved Scanning Vendor). ACT has always maintained a "compliant" status in accordance with PCI-DSS (Payment Card Industry Data Security Standards) requirements. In addition to the scans performed for PCI compliance, ACT has a suite of vulnerability scanning tools which are coordinated with a log management and event monitoring tool to provide reporting and alerting.
10. **Boundary Defense:** ACT utilizes multiple intrusion protection and detection strategies, tools, processes, and devices to look for unusual attack mechanisms and detect any kind of compromise of these systems. Network-based IDS sensors are deployed on Internet and extranet DMZ systems and networks which provide alerting and procedures for review and response. Procedures include security review and approval of changes to configurations and semi-annual firewall rule review and restrictions to deny communications with, or limit data flow to known malicious IP addresses.
11. **Endpoint Defenses:** A variety of tools are utilized to ensure that a secure environment is maintained at the end-user device level. This includes segmentation within the ACT network,

anti-virus programs, and data-loss prevention programs. VPN is required for all remote access to the ACT network. Wireless access on the ACT campus requires authentication credentials and continuous scanning for rogue access points is performed.

12. **Physical Security:** Maintaining security on the premises where information assets reside is often considered the first line of defense in Information Security. ACT has implemented several security measures to ensure physical locations and equipment used to house data are protected, including card-key access to all facilities and camera monitoring at all entry points.
13. **Security Incident Response and Forensics:** Planning for how to handle information security incidents is a critical component of ACT's Information Security program. Formal policy guidance outlines response procedures, notification protocols, and escalation procedures. Forensic investigations are performed at the direction of the Information Security Officer. ACT maintains a subscription service with a third-party specializing in computer forensics in the event of a declared incident.

ACT's Information Security Incident Response Plan (ISIRP) brings needed resources together in an organized manner to deal with an incident, classified as an adverse event, related to the safety and security of ACT networks, computer systems, and data resources.

The adverse event could come in a variety of forms: technical attacks (e.g., denial of service attack, malicious code attack, exploitation of a vulnerability), unauthorized behavior (e.g., unauthorized access to ACT systems, inappropriate usage of data, loss of physical assets containing Confidential or Confidential Restricted data), or a combination of activities. The purpose of the plan is to outline specific steps to take in the event of any information security incident.

This Information Security Incident Response Plan charters an ACT Security Incident Response Team (ISIRT) with providing an around-the-clock (i.e., 24/7) coordinated security incident response throughout ACT. Information Security management has the responsibility and authority to manage the Information Security Incident Response Team and implement necessary ISIRP actions and decisions during an incident.

Chapter 7

Reporting

7.1 Workplace Documents Reports

ACT WorkKeys[®] Workplace Documents reports are designed to provide detailed information to examinees, test administration officials, employers, workforce development officials, and educators. With the updated assessments and systems, the WorkKeys Online Reports Portal (WKRP) has been designed to provide real-time electronic information to test users. This information is available through the portal whether an examinee takes an assessment online or on paper.

The objectives of the Workplace Documents reports are:

- To clearly communicate to examinees, employers, educators, and workforce development officials the skills demonstrated by examinees
- To provide examinees with insights on their current skill levels and how they might improve
- To provide employers and educators actionable information to assist in decision making
- To provide workforce development officials and educators insights needed to improve examinee performance
- To provide information that connects skill levels to worker success
- To leverage technology to make the reporting user experience faster and more effective through the use of the WKRP

The Workplace Documents assessment is a criterion-referenced test. A criterion-referenced test differs from a norm-referenced test in that scores are interpreted based on the skills demonstrated through testing. The Workplace Documents Performance Level Descriptors (PLDs) provide a detailed summary of the skills demonstrated by the examinee at each score level. (See Chapter 2 for the complete Workplace Documents PLDs.)

For the person who takes the assessment, performance is summarized through the Individual Examinee Score Report. For each WorkKeys assessment that a person takes, a separate Individual Examinee Score Report is generated. It provides the following information:

- ACT WorkKeys Realm Name
- Test Date
- Report Date
- Examinee's name
- Examinee's ID
- Assessment Title
- Scale Score (including possible scale score range)
- Level Score (including possible level score range)
- What your score means—a section that includes the PLD for the specified Level Score
- How you can use your scores—a statement that directs the examinee to a WorkKeys URL where additional score interpretation information is found

In addition to the Individual Examinee Score Report, ACT provides other reports that are available to either examinees or institutions. Table 7.1 presents the list of available Workplace Documents reports.

Table 7.1: Workplace Documents Reports and Their Functions

Report	Function
Individual Examinee Score Report	This report provides information to the examinee about his or her score and what it means to be at a specified skill level.
Individual Summary Score Report	This report provides information to the examinee about his or her scores and skill levels for all tests taken online.
Roster Score Report	This report is a list of all examinees, the tests taken, and the scores examinees received.
Data Export Report	This report exports data from the Validus system into an Excel file format. It provides all of the information about the examinee including demographics, date tested, test titles, and scores.
Individual Score Reports (by Group)	This report provides information to the examinee about their score and what it means to be at that skill level. This report is run for all examinees in the selected group.
Individual Score vs. Profile Report	This report is used to show a comparison of a required skill level with the skill level the examinee achieved. For example, a company may want this report if they are hiring for a job that has been job profiled and they know the level required for a specific skill area. This report will print with the skill level required and the skill level of the applicant.
Group vs. Profile Report	This report displays the scores that a group of examinees achieved compared to a score that is required for a job. For example, a company may want this report if they are hiring for a job that has been job profiled and they know the level required for a specific skill area. This report will print with the skill level required and the skill level of all applicants in the group.
Registered to Test Report	This report provides a list of examinees registered for tests who have not yet tested. Proctors of a realm who are not administrators of that realm will be able to run the Registered to Test Report.
Test Usage Report	This report provides a count of the tests launched at the site for a given test date range.

Chapters 8–11 of the Technical Manual describe in detail Workplace Documents assessment scores, metrics, and interpretations.

Chapter 8

Scores and Score Scales

8.1 Overview

This chapter describes the rationales, procedures, and outcomes for scoring the WorkKeys[®] Workplace Documents items, establishing scale scores, and defining level scores for the assessment.

Raw and scale scores are two types of scores used to facilitate score interpretation and use. The *Standards for Educational and Psychological Testing* (referred to as *the Standards* below) defines a raw score as “a score on a test that is calculated by counting the number of correct answers, or more generally, a sum or other combination of item scores” (AERA et al., 2014, p. 222). Raw scores are frequently transformed to scale scores to facilitate and standardize score interpretations. To produce scale scores for a new assessment, a scaling analysis is required; that is, “the process of creating a scale or a scale score to enhance test score interpretation by placing scores from different tests or test forms on a common scale or by producing scale scores designed to support score interpretations” (AERA et al., 2014, p. 223). For the Workplace Documents assessment, an Item Response Theory (IRT) approach with arcsine transformation was applied to produce a scale with nearly equal conditional standard error of measurement for most score points.

Any WorkKeys foundational skill assessment, including the Workplace Documents assessment, classifies examinee into score levels that are aligned to the Performance Level Descriptors (PLDs). Combining the score level with the associated PLD provides the examinee and the test user with a description of the Workplace Documents skills demonstrated by the examinee. To achieve this alignment, cut scores are established on the reported score scale to support level score interpretations. A cut score is defined as “a specified point on a score scale, such that scores at or above that point are reported, interpreted, or acted upon differently from scores below that point” (AERA et al., 2014, p. 218). For the Workplace Documents assessment, cut scores are established through a standard setting process drawing upon a panel of Subject Matter Experts (SMEs) to ensure the alignment of the level scores to the PLDs (AERA et al., 2014).

8.2 Selected-Response Item Scoring

All items on the Workplace Documents assessment are selected-response items (e.g., multiple choice items). Selected-response items require examinees to select a correct answer from a set of alternative choices. For the Workplace Documents assessment, each selected-response item has five choices or options. Each item that an examinee answers correctly provides the examinee with a score value of one raw point. An incorrect response, a missing response (items that an examinee did not answer), or multiple responses yield a value of zero raw point. The examinee's raw score is calculated by summing the correct responses.

ACT strives to write each Workplace Documents item so that there is only one correct response. To ensure that there is only one correct response, ACT follows the process outlined in Chapter 2 that includes item writing, editing, review, and pretesting. Following these steps, an item may be selected for inclusion on a Workplace Documents form. ACT psychometricians and content specialists regularly conduct preliminary item analysis and review the results for key validation for all the items on a form when initial form administration reaches acceptable sample size.

8.3 Scale Score and Level Score Differences and Rationale

Each item on the assessment is written to assess a specified skill level defined by the Workplace Documents assessment construct. Workplace Documents skills associated with each of the five levels (Levels 3 to 7) were defined through the design process described in Chapter 2. Each Workplace Documents form is composed of the items to assess the skills defined by the level, and it is built to the test specifications described in Chapter 3. When examinees complete the Workplace Documents assessment, they receive a report that includes the scale and level scores. The scale and level scores serve two distinct purposes in facilitating score interpretations and uses.

Scale scores provide finer grain score distinctions than level scores and they are designed to assist in analyzing growth or improvement over time, evaluating group comparisons on outcome measures, and providing evidence of benefit from educational or training programs. The scale scores, ranging from 65 to 90, are constructed such that the Standard Error of Measurement (SEM) is approximately equal at each score point (Kolen, 1988). When the SEM is the same for all scores across the distribution, ACT is able to report all test scores with the same level of precision. Doing so increases the fairness of score interpretation, and it removes the need for ACT to report the SEM at the different score points.

Level scores provide examinees with information as to whether they were able to master the defined skills associated with a specified level. The levels are defined through the PLDs. (See Chapter 2 for the PLDs associated with each level.) ACT implemented a standard setting process by which data was gathered from SMEs to enable the establishment of cut scores to identify the scale score performance required to achieve a specified level score.

8.4 Procedures for Establishing the Score Scale

A scaling study was conducted in spring 2017 as part of a series of field studies to establish the score scale for the updated WorkKeys assessments. ACT recruited examinees to participate in the field studies from various regions in the United States. The sampling plan was designed to achieve a representative sample corresponding to the WorkKeys test taking population in terms of geographic region, gender, and ethnic groups. Following data cleaning, the scaling study included a sample of 1,136 examinees.

Forty sites participated in the scaling study. It included 13 high schools and 27 adult testing centers across 22 states. For the scaling study, female examinees outnumbered male examinees by 53% to 44%. In terms of ethnicity, White examinees comprised approximately 61% of the examinees, while African-American examinees comprised 17%, and Hispanic examinees comprised 6%. ACT concluded that the sample was representative of the current WorkKeys test taking population.

The examinees took the Workplace Documents assessment—Form W2C_S1—in the scaling study. ACT analyzed examinee data from the scaling study applying a three-parameter logistic (3-PL) IRT model to calibrate item parameters. Figure 8.1 presents the raw score distribution from the sample. The distribution appears to be slightly left skewed, which is consistent with distributions observed from previous administrations of the Workplace Documents assessment.

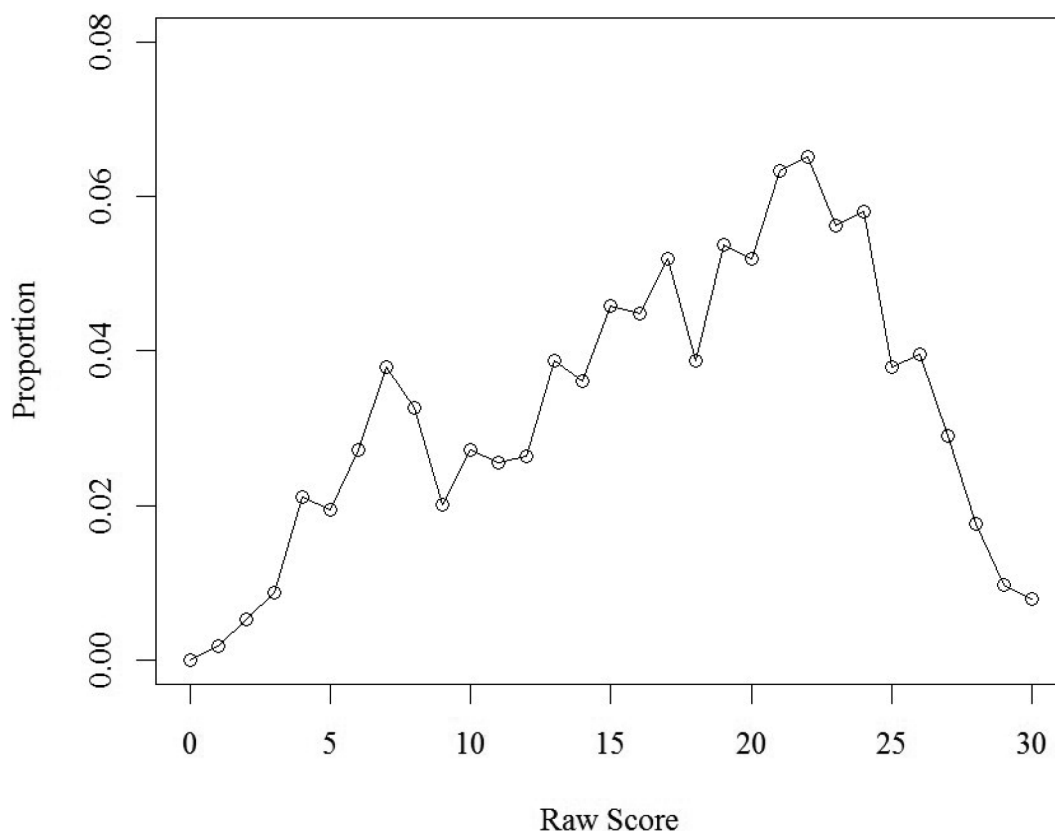


Figure 8.1: Raw Score Distribution for the WD Scaling Study Form (Form W2C_S1)

Note. Mean and standard deviation are 17.24 and 6.82 respectively.

Figure 8.2 illustrates the item p-values (ranging from 0.2 to 0.9) and *b*-parameter estimates by corresponding levels for this form, where the red dots represent the average item p-value or *b*-parameter estimate for that level. The item p-values tend to decrease as the item difficulty increases as expected. The plot on *b*-parameter estimates shows the similar trend (average *b*-parameter values increases as the level increases). Figure 8.3 shows the test characteristic curve (TCC) and test information function (TIF) for the Scaling Study form.

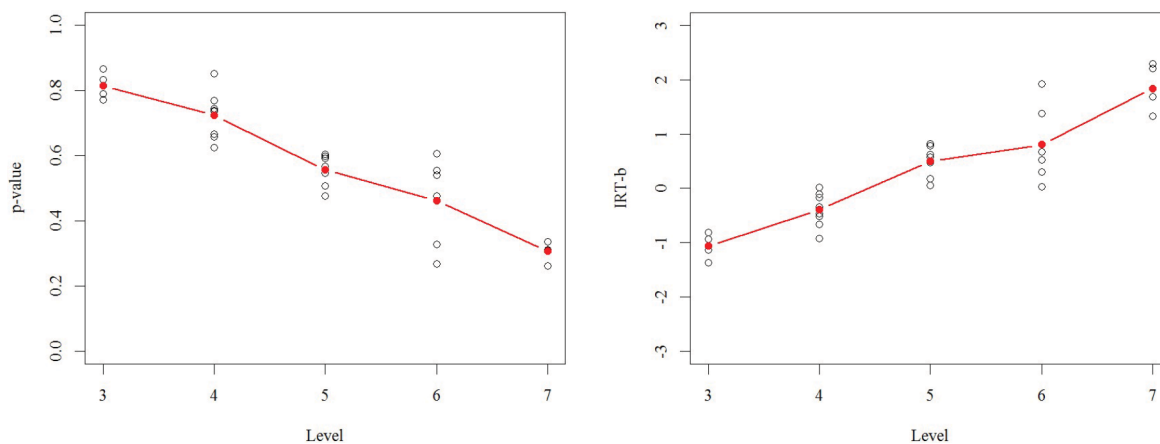


Figure 8.2: Item p-values and *b*-parameter estimates by Item Levels for Form W2C_S1

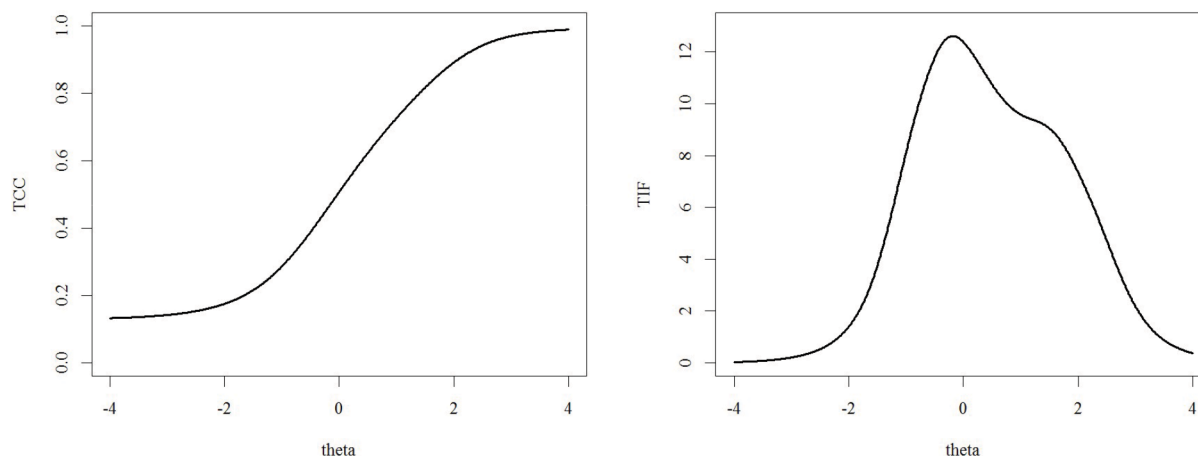


Figure 8.3: Test Characteristics Curve (left) and Test Information Function (right)

To be consistent with the Workplace Documents assessment and the other NCRC assessments, the average scale score was set to be about 78 and the scale score Conditional Standard Error of Measurement (CSEM) was set to less than 2. In addition, the scale score range was defined as 65 to 90, which is identical to the range of NCRC 1.0 assessment scale score. The target scale score mean and target scale score SEM are required to conduct the scaling. IRT (Ban & Lee, 2007) was used to derive the raw-to-scale score conversion, and the arcsine transformation (Kolen & Brennan, 2014) was used

to equalize the CSEM along the score scale. The following five steps were implemented for deriving the raw-to-scale score conversion:

1. Item parameters were calibrated based on the 3-PL IRT model.
2. Theta estimates (ability estimates) for each examinee were calculated based on the item scoring vector data and the item parameter estimates calibrated in step one.
3. The expected raw score distribution was estimated based on the item parameter estimates from step one and theta estimates from step two using the Lord-Wingersky recursive formula (Lord & Wingersky, 1984).
4. Arcsine transformation was used to transform the expected raw scores to g-scores.
5. The g-scores from step four were linearly transformed to the scale scores using the target scale score mean and target scale score SEM. The slope and intercept of the linear transformation are $A = \frac{\sigma(E_s)}{\sigma(E_g)}$ and $B = \mu(S) - \frac{\sigma(E_s)}{\sigma(E_g)} \times \mu[c(\chi)]$, respectively, where $\mu(S)$ and $\sigma(E_s)$ are the target mean and SEM of the scale scores, and $\mu[c(\chi)]$ and $\sigma(E_g)$ are the mean and SEM of the g-scores.

In applying the process to create the raw to scale score transformation, the following requirements were met:

- The reported score scale covered the full range from 65 to 90.
- No more than two raw score points corresponded to one scale score, except at the two ends.
- No gaps were allowed in the score scale except at the two ends.
- Rounding error was minimized. In other words, the number of scale scores with the first decimal place of 0.5 was small.
- CSEM was as similar as possible across the score scale.

The target scale score mean and target scale score SEM were specified to be 77.3 and 1.7. These values were obtained through several explorations using the data from the scaling study and the requirements defined above.

Along with achieving the same conversions as the NCRC 1.0 assessments (e.g., same scale score range and constant CSEM), the base form conversion for the Workplace Documents assessment included the following characteristics: (a) fewer truncated points at the lower end of the scale, (b) fewer and smaller score gaps at the higher end of the scale, and (c) defined target scale score average and CSEM.

The results indicated that the scaling procedures achieved the following goals:

- As shown in Figure 8.4, the scale score CSEMs is flat below 2.0 along the scale score except for two score ends. Note that the CSEMs of the raw scores tend to be larger in the middle and smaller at the two ends.
- The mean scale score (77.4) is very close to the target scale score mean (77.3) used as the input for the arcsine transformation. Table 8.1 presents the summary of the unrounded scale scores (USS) and rounded scale scores (RSS) for this form. Figure 8.5 illustrates the relative and cumulative frequency distributions of the scale scores.

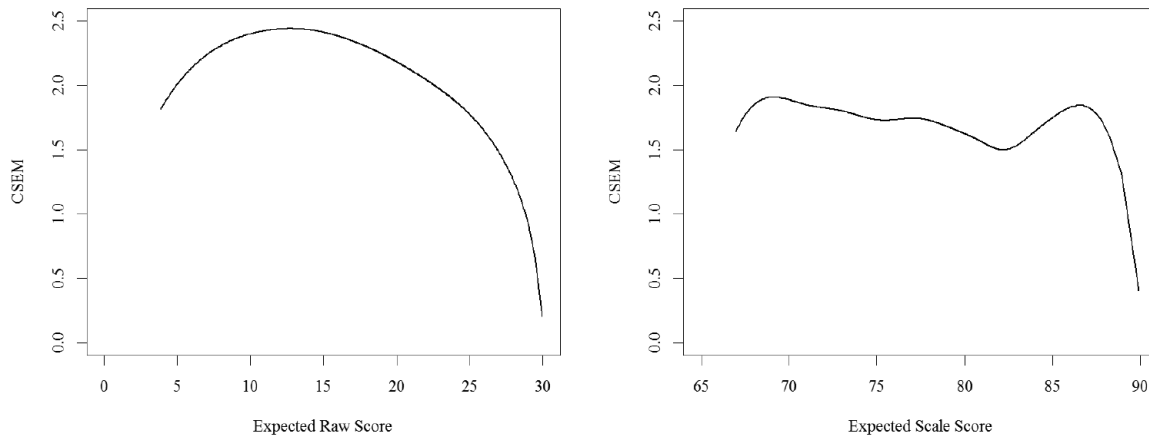


Figure 8.4: CSEM for Raw Scores (left) and Scale Scores (right)

Table 8.1: Summary of Unrounded and Rounded Scale Score

Form	Mean	SD	Min	10th	25th	50th	75th	90th	95th	Max
USS	77.42	5.21	63.59	69.91	73.63	77.80	81.52	84.17	85.20	90.58
RSS	77.41	5.20	65	70	74	78	82	84	85	90

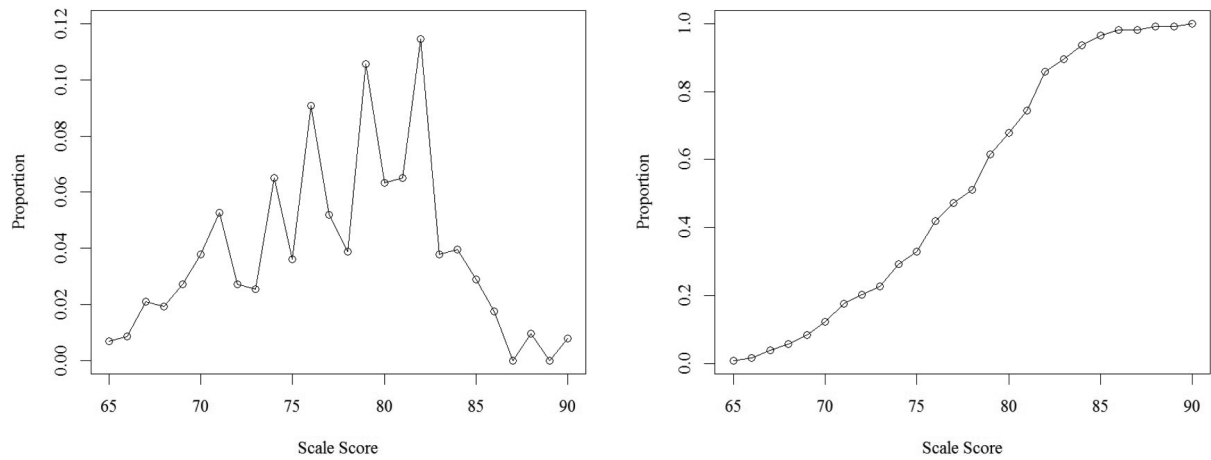


Figure 8.5: Relative Frequency Distribution (left) and Cumulative Frequency Distribution (right)

8.5 Procedures for Establishing the Level Scores

As identified above, when examinees complete the Workplace Documents assessment, they receive a score report that includes a scale score and a level score. Following the establishment of the score scale, ACT undertook a standard setting process to establish the minimum scale scores required to achieve each of the five Workplace Documents levels. To establish the minimum scale scores, ACT assembled a panel of SMEs consisting of educators and business people, some of whom are current WorkKeys customers. The Mapmark standard setting method (Schulz & Mitzel, 2005) with Whole Booklet Feedback was used to establish the cut scores for each of the Workplace Documents score levels.

Mapmark builds on the popular Bookmark procedure (Lewis, Mitzel, Mercado, & Schulz, 2012). The key difference between Mapmark and Bookmark methods is the Item Map contained within the Order Item Booklet (OIB). The OIB contains a sample of items from the Workplace Documents item pool ordered from easiest to hardest. The Mapmark process includes within the OIB the item map, which provides the difficulty of each item mapped to the actual scale value. The item map, therefore, shows “how much” more difficult one item is than another. In other words, the item map provides additional information on item difficulty.

A total of 83 items were selected to create the OIB. The IRT parameter estimates for all the items in the OIB were calibrated and scaled to the base form. All the items were ranked in order by the corresponding scale score (convert item difficulty to scale score) to form the OIB.

ACT conducted a standard setting study with a panel of SMEs (see Chapter 2 for the credentials of the panel), including appropriate training sessions. The purpose of the standard setting process was to gather data to assist ACT in establishing the standards for achieving a defined performance level on the Workplace Documents assessment. Because the Workplace Documents assessment is a criterion-referenced measure, reported scores on the assessment are aligned to the PLDs (see Chapter 2) that a test taker has demonstrated through responding to items on the assessment. Specifically, the purpose is to identify a cut point on the score scale per skill level where examinees who score at or above the point have demonstrated the ability to perform the skills corresponding to that skill level, and examinees who score below the point have not demonstrated the ability to perform the skills. In implementing the Mapmark procedure, ACT instructed the SMEs to define the level scores such that:

- an examinee is expected to correctly respond to at least 67% of the items that belong to his or her reported level.
- an examinee is expected to have demonstrated mastery for all levels below his or her reported level.
- an examinee is NOT expected to correctly respond to more than 67% of the items that belong to levels higher than his or her reported level.

The Mapmark standard setting included a three-round process, with Whole Booklet Feedback. For each of three rounds, the SMEs set cut scores for each level. In Round 1, the SMEs (a) took the Workplace Documents assessment, (b) reviewed the Workplace Documents PLDs, (c) reviewed test items and their associated scale scores, (d) linked test items to the PLDs, and (e) placed bookmarks in the OIB for each level. Specifically, the panelists were asked to divide the items for each skill level into two groups—those items that they felt were easy enough for a minimally qualified examinee in the skill level to have

mastered, and those items that were too difficult for a minimally qualified examinee to have mastered. In this context, mastery was defined as having a 2-in-3 chance of success (or a response probability of .67) on the item. This was done to establish the initial cut scores for the five levels (e.g., Levels 3–7).

In Round 2, the panelists received feedback regarding their bookmark placement relative to recommended scale scores on the item map scale and to the group’s median cut score. The group was then provided with Whole Booklet Feedback. Specifically, they were provided with data showing how 16 test takers (two test takers in each level and one test taker between each level) answered each of the items on Form W2C_S1. Data was provided for two examinees that scored at or near the Round 1 cut score for each skill level and data for a borderline examinee at each level. The purpose was to help the panelists understand what examinees at the Round 1 cut scores “can” do and consider whether this is what examinees “should” be able to do according to the PLD for each skill level. Using all of this information, panelists were asked to repeat the process of placing bookmarks in the OIB for each level.

In Round 3, the panelists received feedback regarding their bookmark placement in Round 2. The feedback included consequences or impact data showing the percentage of examinees performing at or above the cut scores set for each skill level. ACT emphasized to the panelists that the PLDs should take precedence since the assessment is criterion-referenced. With that, they set their bookmarks for the third round.

During the final meeting, the panelists reviewed the Item Map with lines representing the Round 3 median cut scores drawn on the map. Next, they received instructions for recording the Round 3 cut scores in their OIB, and reviewed a Cut Score Distribution Chart showing the distribution of panelists’ Round 3 cut scores across all the skill levels. Finally, the panelists discussed consequences data based on the final cut scores. Following these discussions, the panelists approved the final median cut score to define the five performance levels.

ACT reviewed the work of the Standard Setting panelists and evaluated whether the work of the panelists achieved the desired result of a criterion-referenced assessment with level scores aligned to the PLDs. After reviewing the panelists’ work and recommendations, the cut scores for the five levels were approved for the Workplace Documents assessment. The final median cut scores will be used to define each performance level on the Workplace Documents assessment, and the cut scores are presented in Table 8.2.

Table 8.2: Median Cut Scores for Workplace Documents Assessment

Final Scale Score Cut Points			
Levels	Median Cut	Range of Median Cut	
		Min	Max
Level 3	72	71	74
Level 4	77	77	77
Level 5	81	80	81
Level 6	83	82	84
Level 7	86	85	89

With the establishment of the scale scores and cut scores, new forms will be built to be parallel based on the test specifications (see Chapter 3) and will be equated to the base form to achieve score comparability. As a result, scale scores and level scores for different forms of the Workplace Documents assessment will be comparable (see Chapter 9).

Chapter 9

Equating and Linking

This chapter contains three sections. The first section describes the equating methods used for the ACT[®] WorkKeys[®] Workplace Documents assessment. Because multiple alternate forms of the Workplace Documents assessment are required, ACT applies equating methods to ensure that scores from different forms are interchangeable and comparable across forms. The second section reports the findings of the mode comparability study. ACT administers the ACT[®] WorkKeys[®] NCRC[®] assessments in both paper and online formats. The mode comparability study was conducted to learn if scores earned by an examinee using the paper mode are interchangeable and comparable to scores earned by an examinee using the online mode. The third section presents the findings of a linking study to provide concordance scale scores between the previous version of the Reading for Information and current Workplace Documents assessments. WorkKeys test users want to understand the relationship between scores earned on the Reading for Information assessments and scores earned on the Workplace Documents assessments. Although scores earned on the Workplace Documents assessment are not interchangeable with scores earned on the Reading for Information assessment, the linking study will assist users in understanding the relationship of the current assessment to the previous assessment.

9.1 Equating Method and Procedures

New test forms for the WorkKeys Workplace Documents assessment are developed on a regular basis to ensure the fairness and security of the test scores. Though each form is constructed to meet the same content (see Chapter 3 for the detailed content blueprint) and statistical specifications, the forms may differ slightly in form difficulty. Equating is the process of making statistical adjustments to achieve score interchangeability across the forms so that the reported scale scores have the same meaning regardless of the forms administered (Kolen & Brennan, 2014). Using Item Response Theory (IRT) true-score equating, the Workplace Documents forms are either pre-equated or post-equated to produce scale scores and level scores. Pre-equating refers to the process by which conversions from raw to scale scores are established prior to test delivery. Pre-equating enables test takers to receive their score reports in a relatively short period of time following testing. To construct a Workplace Documents new

test form, items are selected from an item pool which meets the content classification specifications and the item statistical specifications. Test development content specialists and research psychometric specialists review the proposed form to ensure that it meets the complete test specifications. After item selection is approved and finalized, ACT applies pre-equating to derive the raw-to-scale score conversion table (see greater detail about skill level and scale scores in Chapter 8). However, if pre-equating cannot be applied due to a lack of calibrated item statistics, post-equating can be conducted following the test administrations, assuming a sufficient number of examinees have taken the assessment.

To be able to apply pre-equating to a newly developed form, all items in the form need IRT-calibrated parameter estimates that have been placed on the same scale. For the Workplace Documents assessment, ACT is continually developing new items. When newly developed items have been reviewed and approved, they are embedded as pretest items in operational form administrations (see Chapter 8). ACT routinely conducts item calibrations using a three-parameter logistic (3-PL) IRT model. The Stocking-Lord method (Stocking & Lord, 1983) is used to place the item parameter estimates, including those for pretest items, onto the same scale. After each form calibration, the item statistics are reviewed in terms of classical test theory (CTT) and IRT. For example, items with very low discrimination indices (e.g., point biserial correlation or IRT a -parameter estimate) or extreme difficulty indices (e.g., p -value or IRT b -parameter estimate) are either archived or revised for additional pretesting. Through the process of item development, pretesting, and calibrations, new items whose content and statistical properties are reviewed and found to be acceptable, are added to the WorkKeys item pool which is continually expanded and maintained.

In addition, ACT periodically reviews the item pool for the purpose of archiving outdated or overused items. ACT also monitors the stability of item parameters to ensure that all items contained in the pool are suitable for the assembly of new test forms.

9.2 Mode Comparability

ACT developed the Workplace Documents assessment to be administered using both paper and online formats. The *Standard for Educational and Psychological Testing* (AERA et al., 2014) state that evidence supporting score interpretations and uses should be provided when a testing program maintains test forms “administered under different test administration conditions are comparable for the same purpose” (see standard 5.17 of *the Standards*) (AERA et al., 2014, p. 106).

Mroch, Li, and Thompson (2015) proposed a framework of score comparability focusing on construct and score equivalence, while considering a variety of test conditions. For the Workplace Documents assessment, forms are built independently of test mode, using the same item pool and test specifications. ACT applies the same test equating methods for both paper and online forms to derive raw-to-scale score conversions. The mode comparability study for the Workplace Documents assessment includes an evaluation of items, scores, and score conversions.

9.2.1 Mode Comparability: Study Design

ACT conducted a field study to evaluate the comparability of scores between paper and online administrations. In the field study, test centers were to randomly assign examinees to one of three proposed testing conditions. ACT directed the proctors to randomly assign test takers to take one of the three test forms: a Workplace Documents online Form (W2C_LM1), a Workplace Documents paper Form (W2P_LM2), or a Reading for Information online Form (W1C_LM3). Examinees responded to the items on Forms W2C_LM1 and W2P_LM2 were used to evaluate mode comparability, and examinees responded to items on Forms W2C_LM1 and W1C_LM3 were used for the Linking Study. ACT directed the centers to have each test taker take all three WorkKeys NCRC assessments on the same or different days, with the test order counterbalanced across the sites. The test takers also completed a survey regarding their testing experience either at the end of each online assessment or after finishing all three paper assessments.

9.2.2 Mode Comparability: Sample

Similar to the scaling study presented in Chapter 8, ACT recruited a sample of examinees representative of the WorkKeys test-taker population.

Although ACT had instructed test centers to randomly assign examinees to the three conditions, ACT discovered that in some cases these instructions were not followed. Consequently, ACT did extensive review and cleaning of the test data. ACT removed data from a few centers where examinee distribution in the three conditions was extremely unbalanced (ACT defined an unbalanced test center as a center with a difference of 10 or more examinees between the different test conditions). Following the data cleaning, ACT conducted further reviews to ensure that the remaining data represented random equivalent groups. A total of 37 testing sites participated in this study including 10 high schools and 27 adult testing centers across 20 states from different regions. Because the data may contain additional sampling error, measurement precision may be affected. As a result, the interpretations of the results below should be made with caution.

Final examinee counts are 662 and 669 for online (Form W2C_LM1) and paper (Form W2P_LM2) testing conditions, respectively. Table 9.1 presents the demographic distribution information. In general, the recruited samples for the two mode conditions are acceptable to represent the current WorkKeys test population, and are quite similar except for Caucasian groups (63% vs. 57% for online and paper testing).

Table 9.1: Sample Demographic Information for the Two Test Delivery Modes

Mode	N	M (SD)	Gender		Sample		Ethnicity		
			F	M	HS	AD	W	B	H
Online	662	19.37 (7.07)	55%	44%	45%	55%	63%	15%	10%
Paper	669	19.38 (6.87)	51%	45%	46%	54%	57%	15%	9%

Note. Non-respondent or multi-races not included; F = Female. M = Male; HS = High School; AD = Adult; W = Caucasian; B = African American; H = Hispanic.

Across two mode conditions, the omit rates (no-answer) at each item are compared. As shown in Figure 9.1, the omit rates are generally below 10% for both conditions. The omit rates tend to be slightly higher from the paper form than the online form.

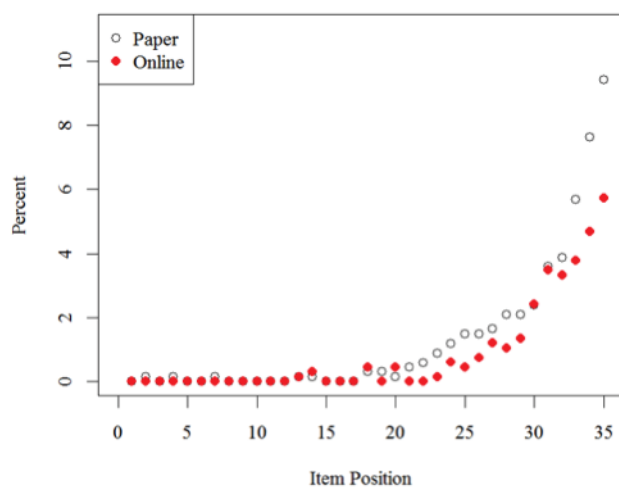


Figure 9.1: Comparison of Item Omit Rates for the Two Delivery Modes

9.2.3 Mode Comparability: Comparisons on Items, Tests, and Score Conversions

Item Level Comparison. Separate calibrations were conducted for the online and paper forms, and the item parameter estimates were transformed to the same pool scale. Table 9.2 shows the summary

statistics between the online and paper forms, and Figure 9.2 presents the scatterplots of item p-values and *b*-parameter estimates. These results indicate that the item statistics were similar across the two mode conditions.

Table 9.2: Test Summary Statistics for Workplace Documents

Mode	P	PBIS	IRT-a	IRT-b	IRT-c
Online	0.625 (0.204)	0.495 (0.095)	1.238 (0.316)	0.342 (1.040)	0.155 (0.045)
Paper	0.630 (0.213)	0.484 (0.081)	1.111 (0.384)	0.210 (1.066)	0.131 (0.041)

Note. P = p-value; PBIS = point biserial correlation; standard deviations are in parentheses.

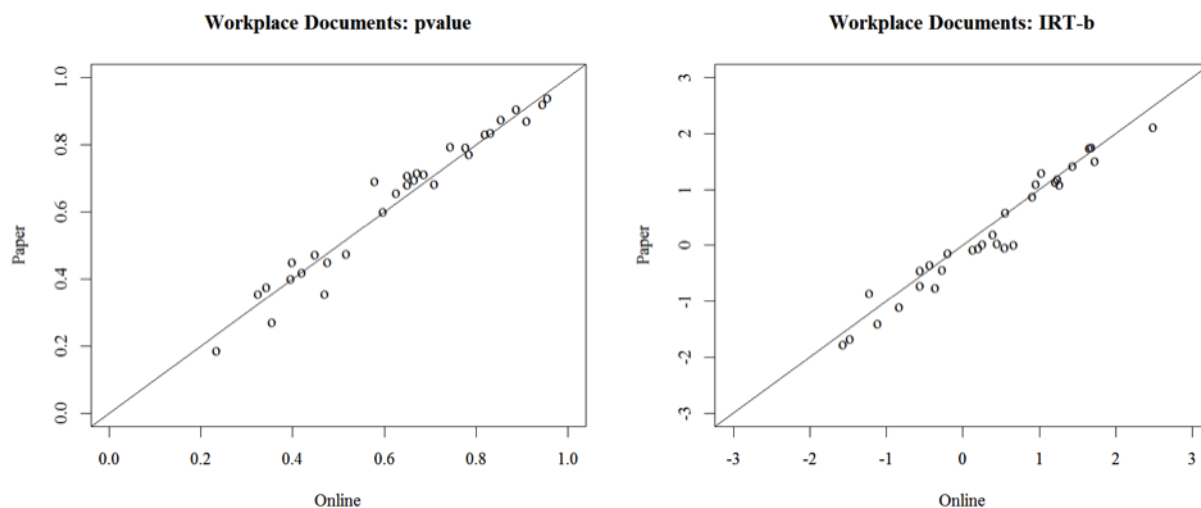


Figure 9.2: Scatterplots of Item p-values (left) and IRT *b*-parameter estimates (right) for the Two Delivery Modes

Differential item functioning (DIF) analysis was also conducted on the items between paper and online forms. Three items are flagged as Category C (favoring one online and two paper testing) using the Mantel-Haenszel method.

Test Comparison. Figure 9.3 shows the comparisons of the Test Characteristics Curve (TCC) and Test Information Function (TIF). The TCCs are almost identical and the TIFs are very similar between modes, which indicate that the average mode effect is negligible.

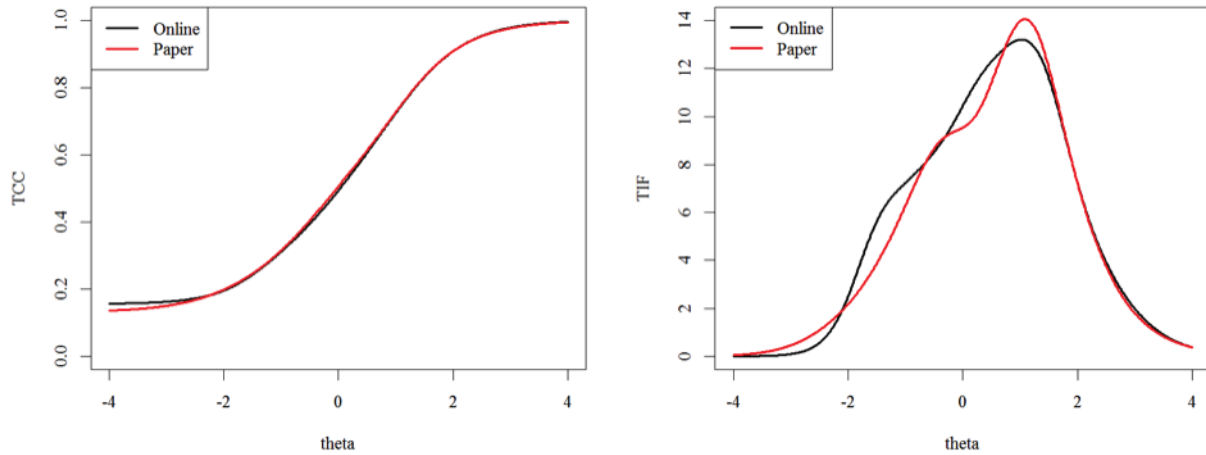


Figure 9.3: Comparisons of Test Characteristic Curves (left) and Test Information Functions (right) for the Two Delivery Modes

Score Conversion Comparison. Figure 9.4 compares the raw-to-scale score conversions. There are only three raw score points difference on reported scale scores; however, the raw to level score cuts are identical between modes.

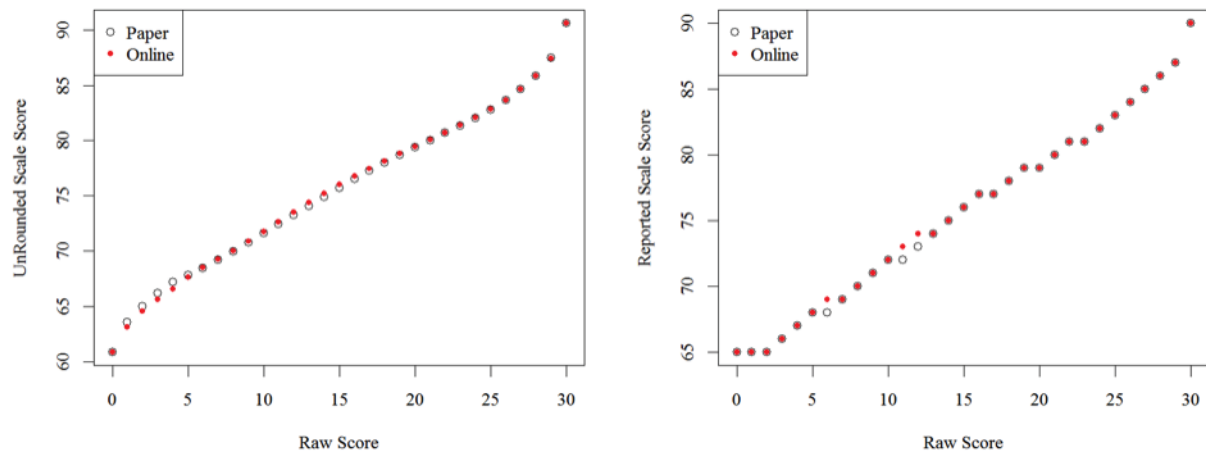


Figure 9.4: Comparison of Unrounded (left) and Reported (right) Raw-to-Scale Score Conversions for the Two Delivery Modes

Figure 9.5 shows the Conditional Standard Error of Measurements (CSEMs). The raw score CSEMs tend to be larger in the middle and smaller at the two ends and the scale score CSEMs tend to be flat for most of the score points. The CSEMs for both scores appear to be similar between modes.

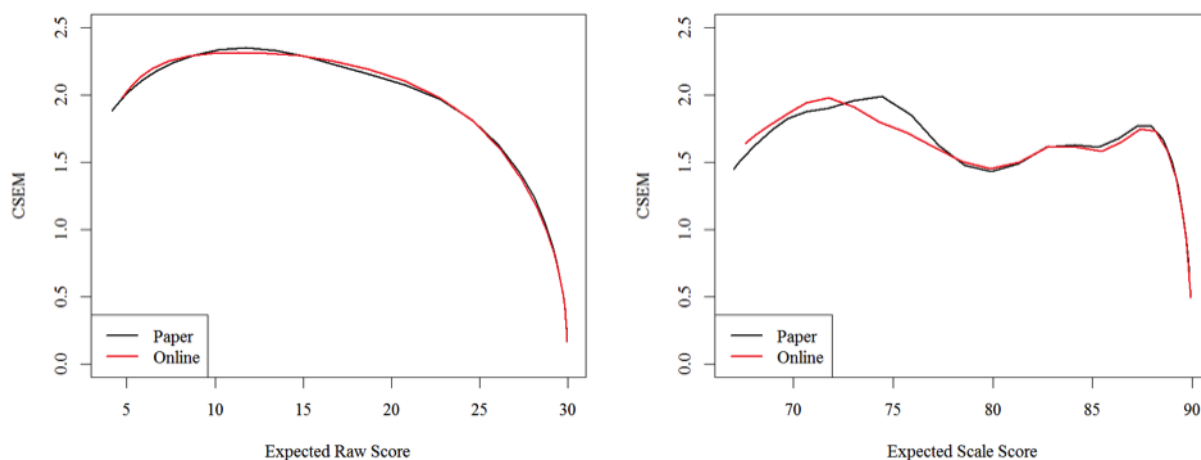


Figure 9.5: Comparison of CSEMs for Raw Scores (left) and Scale Scores (right) for the Two Delivery Modes

9.2.4 Mode Comparability: Score Comparisons

Table 9.3 presents the summary statistics for the raw and scale scores by mode. Figure 9.6 presents the raw score distributions, and Figure 9.7 presents the scale score distribution. The results are very similar between the two modes. For both type of scores, mean differences are below 0.17 and the effect sizes are below 0.025, indicating nearly identical score distributions.

Table 9.3: Summary for Raw and Scale Scores for the Two Delivery Modes

Score	Mode	M	SD	P10	P25	P50	P75	P90	P95	M Diff.	ES	t-test prob
Raw Scores	Online	18.74	6.53	10	14	19	24	27	28	0.17	0.025	0.647
	Paper	18.91	6.31	10	14	19	24	27	28			
Scale Scores	Online	78.57	5.09	72	75	79	82	85	86	0.02	0.003	0.960
	Paper	78.59	4.97	72	75	79	82	85	86			

Note. M Diff. = mean difference; ES = effect size.

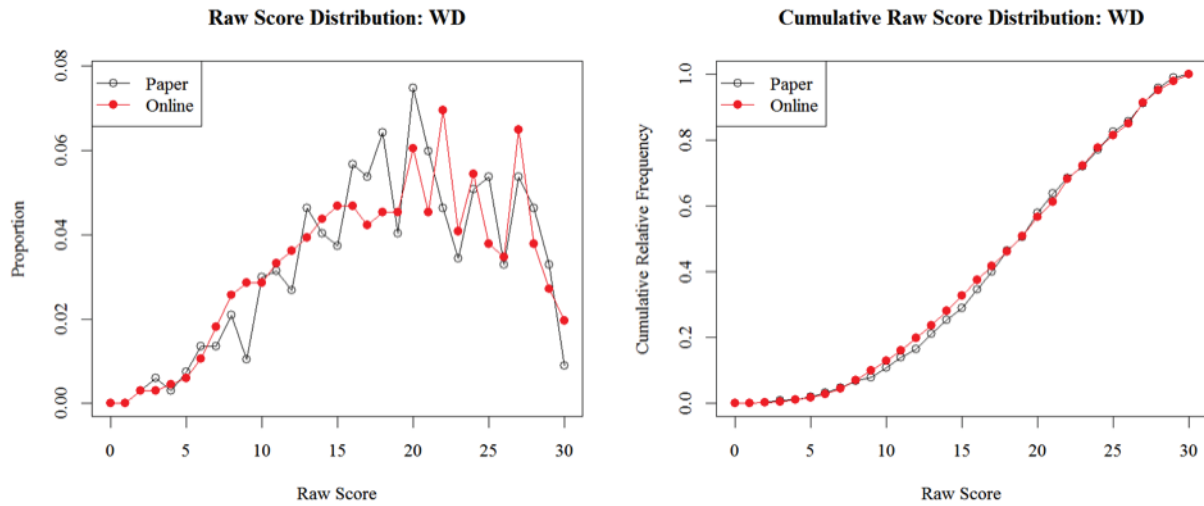


Figure 9.6: Comparison of Raw Score Distributions for the Two Delivery Modes

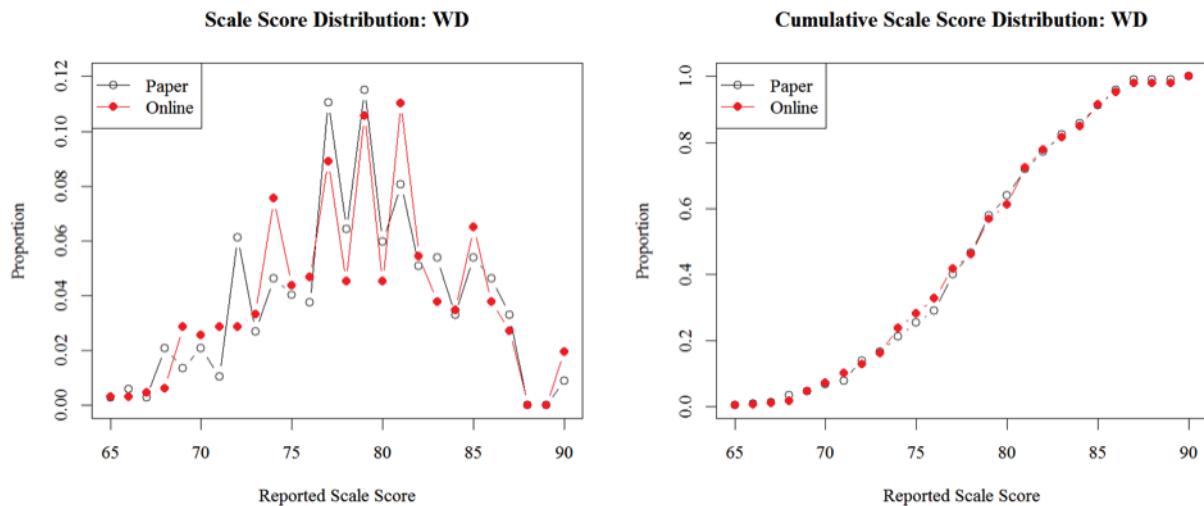


Figure 9.7: Comparison of Scale Score Distributions for the Two Delivery Modes

Based on the findings of the analysis, ACT concluded that no significant mode effect existed. Due to the limitations of the field test data, ACT will continue to monitor potential mode effects on the Workplace Documents assessment to ensure the comparability of test scores for paper and online administrations.

9.3 Linking Reading for Information to Workplace Documents Score Scale

When a test publisher needs to modify the test construct, update test specifications, or refresh content to improve an existing assessment, test score users often need to understand the relationships between the old and new assessments. To facilitate a better understanding of the relationship between the different tests or different versions of a test, a statistical procedure is often used to make adjustments to link the scores from one test to another. There are generally four types of linking which are ordered in terms of the “strength” of the resulting relationship: equating, calibration, projection, and moderation (Linn, 1993; Mislevy, 1992). Concordance is a type of statistical moderation of “matching distributions” using percentile ranks to derive a table that links the scores between two tests. Holland (2007) points out that “Concordance represents scaling of tests that are very similar but that were not created with the idea that their scores would be used interchangeably” (p. 19). Different from the equating of two forms of a same test which produces comparable scores, scores from concordance of two tests are *not* interchangeable.

The Workplace Documents assessment was developed based on modified test specifications of the Reading for Information assessment (see Chapter 3 for the test specifications). To facilitate a smooth transition from Reading for Information to Workplace Documents assessments, ACT conducted a Linking Study in the spring of 2017. The focus of the Linking Study was to develop a concordance between Reading for Information and Workplace Documents assessments. Concordance between the two assessments is defined by identifying the scale scores on the Reading for Information assessment that have the same percentage of test takers at or below the given scale score points on the Workplace Documents assessment within the linking study sample. This document summarizes the findings from the Linking Study, as a means to better understand the relationships between the two assessments and ultimately to assist users in appropriately interpreting the scores or score trends derived from the two assessments.

9.3.1 Study Design and Sample Representativeness

A total of 43 testing sites were administered both Forms W2C_LM1 (Workplace Documents online) and W1C_LM3 (Reading for Information online) including 10 high schools and 33 adult testing centers across 20 states. More than 800 test takers took one of the two Linking forms and they were given 55 minutes to complete each test. The sample sizes were similar between the two forms. In general, the recruited sample is representative of the WorkKeys test population based on the demographic characteristics (see Table 9.1).

Although the Workplace Documents assessment was developed based on modified constructs or test specifications from the Reading for Information assessment, resulting scores are not interchangeable, it is desirable to have similar difficulty and measurement precision to strengthen the concordances. A series of analyses were conducted to evaluate and compare psychometric properties of the two assessments in terms of omit rates, testing time, scale score summary statistics, reliability, and Standard Error of Measurement (SEM).

9.3.2 Comparison of Omit Rates and Testing Time Between Reading for Information and Workplace Documents

Figure 9.8 presents the omit rates for each item in both Workplace Documents and Reading for Information forms administered in the Linking Study. In general, the figure indicates that the omit rates are less than 10% for all items. In addition, as summarized in Table 9.4, test takers on average spent more time on Form W1C_LM3 than on Form W2C_LM1. It should be noted that two more pretest items were added to the Workplace Documents assessment.

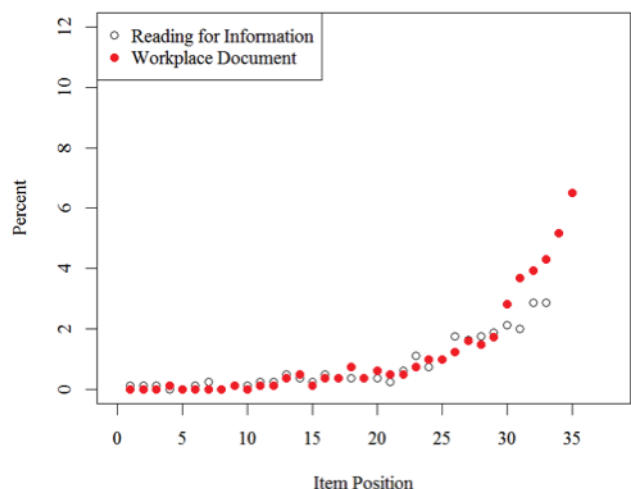


Figure 9.8: Comparison of Item Omit Rates Between Reading for Information and Workplace Documents

Table 9.4: Summary for Total Testing Time (in minutes)—Reading for Information and Workplace Documents

Form	N	Mean (SD)	Min	P5	P10	P25	P50	P75	P90	P95
W1C_LM3	813	33.83 (13.12)	5	9	12	19	29	40	49	53
W2C_LM1	800	29.66 (13.20)	6	12	15	24	34	45	52	54

9.3.3 Scale Score Distributions for the Reading for Information and Workplace Documents

Because no significant mode effect was observed in the Mode Study, the item parameter estimates were then re-calibrated using the combined data from both paper and online administrations to derive the conversion for the Workplace Documents (W2_LM) Form. Tables 9.5 and 9.6 provide the summary statistics for the raw scores and the scale scores for the Linking Study. Based on average IRT-b statistics, the Workplace Documents Form, W2_LM, appears to be slightly easier than the Reading for Information Form, W1C_LM3.

Table 9.5: Test Summary Statistics for Reading for Information and Workplace Documents

Form	p	PBIS	IRT-a	IRT-b	IRT-c
W1C_LM3	0.613 (0.219)	0.457 (0.094)	1.079 (0.319)	0.377 (1.150)	0.155 (0.054)
W2_LM	0.626 (0.208)	0.491 (0.093)	1.232 (0.335)	0.293 (1.048)	0.147 (0.045)

Note. p = p-value; PBIS = point biserial correlation; standard deviations are in parentheses.

Table 9.6: Scale Scores Summary Statistics for Reading for Information and Workplace Documents

Form	N	Mean (SD)	P5	P10	P25	P50	P75	P90	P95
W1C_LM3	800	78.38 (3.91)	71	73	77	79	81	83	84
W2_LM	813	78.51 (5.10)	70	72	75	79	82	85	86

Figure 9.9 presents the relative frequency distributions (left) and cumulative relative frequency distributions (right) for the Reading for Information and Workplace Documents Forms. These plots suggest that the scale score distributions are different between Reading for Information and Workplace Documents where significant modifications were made to the Workplace Documents assessment.

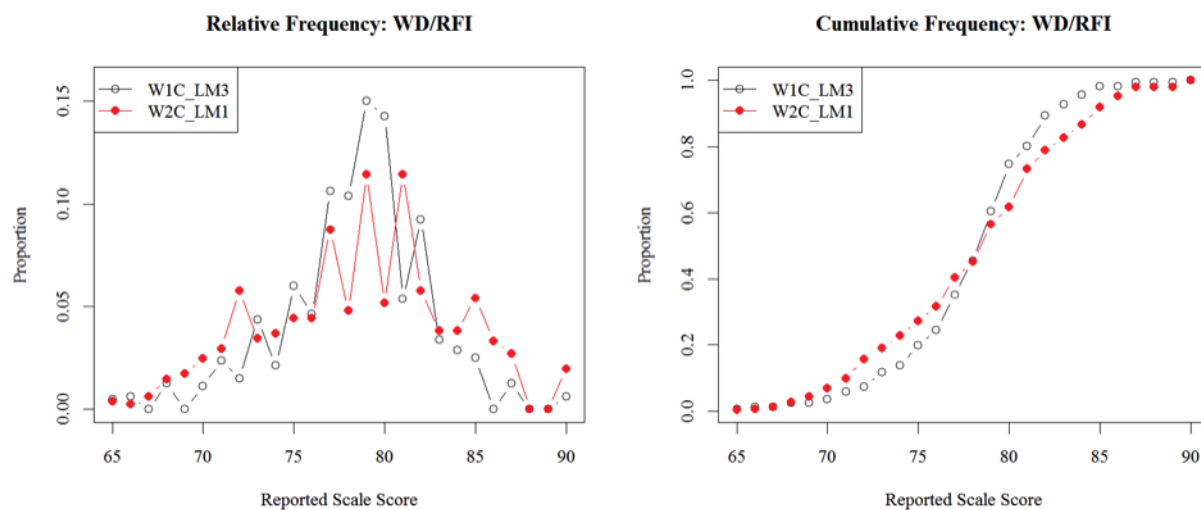


Figure 9.9: Comparison of Relative (left) and Cumulative (right) Frequency Distribution for Reading for Information and Workplace Documents

9.3.4 Concordance from Reading for Information to Workplace Documents

Given the changes in test specifications and the need to link the Reading for Information and Workplace Documents assessments, statistical moderations using an equating method were performed to link scores between the Reading for Information (RFI 1.0) and Workplace Documents (WD 2.0) assessments. The concordance was based on the equipercentile method with smoothing (S) of 0.05 for Reading for Information to Workplace Documents.

9.3.5 Evaluation of Reading for Information Forms After Linking

Table 9.7 provides the summary statistics of the scale scores for the original Reading for Information Form (i.e., W1C_LM3) before and after it was transformed to the Workplace Documents scale (W1C_LM3*), and the Workplace Documents Form (W2_LM). It can be observed that the means, standard deviations, and quantiles of the transformed scale score on the Reading for Information Form (W1C_LM3*) are very similar to the Workplace Documents Form (W2_LM).

Table 9.7: Summary Statistics of Scale Scores Before and After Concordance

Scale	Form	N	Mean (SD)	P10	P25	P50	P75	P90	P95
RFI 1.0	W1C_LM3	800	78.38 (3.91)	73	77	79	81	83	84
WD 2.0	W1C_LM3*	800	78.46 (5.05)	71	76	79	82	85	86
WD 2.0	W2_LM	813	78.51 (5.10)	72	75	79	82	85	86

Note. W1C_LM3* = W1C_LM3 implemented WD 2.0 scale concordance table.

Table 9.8 provides summary statistics of the Level Scores for the original Reading for Information Form (W1C_LM3) before and after it was transformed to the Workplace Documents scale (W1C_LM3*), and the Workplace Documents Form (W2_LM). The means and standard deviations are very similar between W1C_LM3* and W2_LM, except for the P10 quantile. The Level cuts for the Workplace Documents assessment were developed based on a standard setting study using a Mapmark method (see Chapter 8 for greater detail on the Standard Setting process).

Table 9.8: Summary for Level Scores Before and After Concordance

Scale	Form	N	Mean (SD)	P10	P25	P50	P75	P90	P95
RFI 1.0	W1C_LM3	800	4.43 (1.56)	3	4	5	5	6	7
WD 2.0	W1C_LM3*	800	3.96 (1.86)	<3	3	4	5	6	7
WD 2.0	W2_LM	813	4.06 (1.79)	3	3	4	5	6	7

The results suggest that in order to compare the scores from the Reading for Information and Workplace Documents assessments and to understand the score relationships between the two assessments, the scale scores on the Reading for Information assessment need to first be transformed to the Workplace Documents scale based on the concordance table. Test users need to be aware that the concordance scale scores do not always represent the test scores that a test taker would achieve if he or she were to take the Workplace Documents assessment. Similarly, comparing group performance averages or analyzing year-to-year performance trends using concordance scores from a test that has not been taken need to be made with a good deal of caution.

Chapter 10

Reliability and Measurement Error

10.1 Overview

This chapter reports the reliability evidence of the WorkKeys[®] Workplace Documents assessment. Reliability and measurement error are fundamental for evaluating the psychometric qualities of an assessment in order for the assessment claims defined in Chapter 1 to be substantiated. As the *Standards for Educational and Psychological Testing* (referred to as *the Standards* below) states, “for each total score, subscore, or combination of scores that is to be interpreted, estimates of relevant indices of reliability/precision should be reported” (AERA et al., 2014, p. 43 as Standard 2.3).

According to *the Standards*, reliability is the degree to which test scores for a group of test takers are consistent over repeated applications of a measurement procedure and hence are inferred to be dependable and consistent for an individual test taker; the degree to which scores are free of random errors of measurement for a given group (AERA et al., 2014). As a quantitative measure of the consistency of an assessment, reliability is closely related to Standard Error of Measurement (SEM). SEM is the standard deviation of an individual’s observed scores from repeated administrations of a test (or parallel forms of a test) under identical conditions (AERA et al., 2014). The SEM summarizes the amount of error or inconsistency in test scores.

Because any WorkKeys foundational skill assessment, including Workplace Documents assessment, classifies examinees into skill-level groups, classification consistency is important to support level score uses. Classification consistency is defined as the extent to which the classification of examinees into groups is identical when obtained from two independent administrations of a single form or two parallel forms of a test. Because assessments are usually administered only on one occasion to the same examinee, classification consistency is estimated from a single test administration with strong assumptions made about distributions of measurement errors and true scores.

The following sections provide results related to (a) reliability coefficients and SEM estimates of raw scores and scale scores based on Classical Test Theory, (b) reliability coefficients of level scores based on Generalizability Theory, and (c) classification consistency of level scores.

10.2 Reliability Coefficients and Standard Error of Measurement (SEM)

Reliability coefficients quantify the consistency level of test scores. They typically range from zero to one, with values near one indicating high consistency and those near zero indicating little or no consistency. Based on a single test administration, internal consistency reliability, usually measured by Coefficient Alpha (Cronbach, 1951), is one of the most widely used indices of test score reliability. Coefficient Alpha is computed as a reliability estimate for raw scores using the following formula:

$$\hat{\alpha} = \left(\frac{k}{k-1} \right) \left(1 - \frac{\sum_{i=1}^k s_i^2}{s_x^2} \right),$$

where k is the number of test items used for scoring, s_i^2 is the sample variance of the i^{th} item, and s_x^2 is the sample variance of the observed raw score.

For scale scores of test t , the reliability estimate (r_t) can be obtained using the following formula:

$$r_t = 1 - \frac{SEM_t^2}{s_t^2},$$

where SEM_t is the average of estimated scale score CSEMs and s_t^2 is the sample variance of the observed scale score. Scale score SEMs were estimated using a four-parameter beta compound binomial model (Kolen, Hanson, & Brennan, 1992). If the distribution of measurement error is approximated by a normal distribution, true scale scores for about two-thirds of the test-taker group are within plus or minus one SEM of their scale score.

Table 10.1 presents the Coefficient Alphas and the SEMs for the Workplace Documents assessment for both raw scores and scale scores. The reliability and SEM estimates are based on the sample utilized for the Scaling Study described in Chapter 8. The sample included 1,136 examinees following data cleaning. For score use, a minimum value of 0.80 is required for reliable test score interpretations. The reliability estimates for both the raw and scale scores exceed the threshold of 0.80. (Corresponding plots of Conditional Standard Error of Measurement (CSEM) on raw scores and scale scores are presented in Chapter 8.)

Table 10.1: Coefficient Alphas and SEMs for Form W2C_S1

Form	N	Raw Score		Scale Score	
		Coefficient Alpha	SEM	Coefficient Alpha	SEM
Form W2C_S1	1,136	0.89	2.21	0.90	1.70

10.3 Generalizability Theory

Reliability based on Generalizability Theory was also investigated. Generalizability Theory provides a broad conceptual and statistical framework for evaluating measurement precision (Cronbach, Gleser, Nanda, & Rajaratnam, 1972). Generalizability Theory not only produces reliability-like coefficients known as generalizability and dependability coefficients but also disentangles and estimates multiple sources of error. Multivariate generalizability theory (Brennan, 2001) can address issues involved in analyzing data for a stratified test under a table of specifications. In Workplace Documents forms, items are nested (stratified) within specific levels of difficulty, that is, Levels 3 to 7. A mixed model of *persons x (items:strata)* or *p x (i:h)* from a multivariate perspective was used, and the results are presented in Table 10.2 with the following highlights:

- The estimated universe score variance which is analogous to the true score variance, $\hat{\sigma}^2(p)$, is relatively larger at the middle levels of items, suggesting that the average performances can be differentiated more on the moderately difficult items than the easy or difficult items;
- Variability of item difficulty, $\hat{\sigma}^2(i)$, is small, suggesting that difficulty is similar among items within each level;
- Interactions of person-by-item, $\hat{\sigma}^2(pi)$, are greater for the items at Levels 5 to 7 than those at Levels 3 and 4, indicating that performance is less consistent across the items at Levels 5 to 7 than at Levels 3 or 4;
- The estimates of error variances, $\hat{\sigma}^2(\delta)$ for norm-reference decisions and $\hat{\sigma}^2(\Delta)$ for criterion-reference decisions, are similar due to the small $\hat{\sigma}^2(i)$;
- The reliability-like coefficients, $E\hat{\rho}^2$ for norm-reference decisions and $\hat{\Phi}$ for criterion-reference decisions, are 0.42 or higher at each level with Level 7 having the lowest value;
- The estimated effective weights which indicate relative contributions of each level of items to the total variance are higher for the middle levels (Levels 4 through 6) than for Levels 3 and 7. The results, related to the numbers of items by levels, suggest that moderately difficult items are more heavily weighted in forming the total scores than the other items in the test;
- For total scores, the reliability-like coefficients for both rank-ordering test takers and judging performance levels of test takers are both equal to 0.90.

Table 10.2: Estimated Variance Components, Error Variances, and Generalizability Coefficients at Each Level for Workplace Documents Form W2C_S1

Level	I	$\sigma^2(p)$	$\hat{\sigma}^2(i)$	$\hat{\sigma}^2(pi)$	$\hat{\sigma}^2(\delta)$	$\hat{\sigma}^2(\Delta)$	$E\hat{\rho}^2$	$\hat{\Phi}$	Effective Weight
3	4	0.045	0.002	0.104	0.026	0.027	0.63	0.63	0.11
4	8	0.078	0.005	0.117	0.015	0.015	0.84	0.83	0.33
5	7	0.059	0.002	0.186	0.027	0.027	0.69	0.69	0.26
6	6	0.056	0.018	0.178	0.030	0.033	0.65	0.63	0.20
7	5	0.027	0.000	0.185	0.037	0.037	0.43	0.42	0.10

10.4 Classification Consistency of Level Scores

The Standards (AERA et al., 2014, p. 46 as Standard 2.16) recommends that test publishers provide information about the percentage of test takers who would be classified in the same way for classification tests if they were to take a test twice using alternate forms. Classification consistency ranges from 0 to 100 percent, with values near 100 indicating higher consistency and those near zero indicating little or no consistency.

According to Subkoviak (1984), two important classification consistency indices are:

- agreement index p , which is the proportion of consistent classification based on two parallel forms, and
- coefficient κ , which is the proportion of consistent classification adjusted for chance agreement.

The classification consistency indices computed using the IRT methodology (Schulz, Kolen, & Nicewander, 1997, 1999) for Workplace Documents Form W2C_S1 data are presented in Table 10.3. The second row of the table, labeled “Exact,” shows the percentages of test takers who would receive the same level score from two parallel forms. For example, if a test taker were to take two parallel forms of the test and score at Level 3 on both forms, this would be a case of exact agreement. For Workplace Documents Form W2C_S1, the estimated exact agreement is 56 percent. The remaining rows show the consistency of aggregated classifications (i.e., at-or-above) at each level. Aggregated classification consistency for a level score is the summary of test-taker percentages of two groups: Both scores are either below the level score, or at-or-above it. For example, a test taker who scores at Level 4 and Level 5 on two testing occasions would not be consistently classified as Level 5, but would be consistently classified as Level 4 or above. In this study, aggregated classification consistency of level scores is estimated to be 87 percent or higher. As expected, the values of coefficient κ are lower than those of agreement index p .

Estimates of classification consistency are sensitive to the distribution of skill levels in the test taker sample. For example, the mean of the test taker sample is slightly above the Level 4 theta cutoff, suggesting that the true skill of a relatively large proportion of these test takers was close to the Level 4 theta cutoff. Generally, test takers are more likely to be misclassified because of measurement error when their true skill is closer to the cutoff.

Table 10.3: Estimated Classification Consistency Indices for Level Scores for Form W2C_S1

Level	p	κ
Exact	56%	45%
3	92%	71%
4	88%	75%
5	87%	69%
6	90%	63%
7	96%	52%

In summary, the reliability and classification consistency findings above are deemed acceptable based on the available field study data presented in Chapter 8. As the Workplace Documents assessment is administered to large numbers of examinees, ACT will continue to update the findings related to test score reliability and classification consistency.

Chapter 11

Validity

11.1 Validation of Test Score Uses and Interpretations

The *Standards for Educational and Psychological Testing* (AERA et al., 2014) define validity as “the degree to which evidence and theory support the interpretations of test scores for proposed uses” (p. 11). In adhering to this understanding of validity, the ACT[®] WorkKeys[®] incorporated an approach of gathering evidence as a means to enable users to evaluate the appropriateness and reasonableness of test score interpretations and uses.

To validate test score interpretations and/or uses is to review and evaluate the plausibility of the claims made regarding the test and its scores. Kane (2013) maintained that an argument-based approach to validation requires that the score-based claims be clearly articulated along with their associated inferences and assumptions. Validation henceforth becomes a scientific process designed to evaluate the degree to which the analytic and empirical evidence supports the assessment claims.

Validation, as a scientific process, entails the careful articulation of test claims along with the inferences and assumptions required to build the connections from examinee task performance to score-based interpretations and uses. The assessment claims are explicit statements regarding the purpose of the assessment and how test scores are to be interpreted and used. As such, the claims provide the framework for validation. When clearly specified, an evidentiary chain is built between the claims and associated evidence. If the claims are rational, and their associated inferences and assumptions are plausible based on evidence, then the defined test score uses should also be considered plausible or valid (Kane, 2013; Messick, 1989).

Validation of test score interpretations and use through the evaluation of evidence does not lead to a Yes/No validity determination. Validation is a matter of degree, requiring interpretation and insight into the underlying theory supporting the meaning of the test scores and the potential uses and consequences of score-based decisions. As several theorists have argued, a test may be interpreted as appropriate and

valid for one usage, but altogether inappropriate and problematic for a second usage. As a result, it is the usage and decisions stemming from test scores that are validated and not the test itself (Cronbach, 1988; Kane, 2006; Messick, 1989).

In collecting and evaluating evidence regarding the Workplace Documents test score interpretations and usage, WorkKeys Assessments subscribed to the concept of validity as a claims-based argument (Cronbach, 1988; Kane 2006, 2013; Mislevy, 2006). In adhering to a claims-based validation approach, WorkKeys Assessments also utilized the principles of Design Science (Johannesson & Perjons, 2014; Van Aken & Romme, 2012) as a means of clearly defining the assessment problem, developing proposed solutions, gathering feedback and test data, and documenting evidence and decision making.

The Workplace Documents Design Team implemented a process that began by articulating the purpose of the assessment and its associated claims; it culminated with the collection of data from various sources to evaluate the validity use argument. The purpose of the validity chapter is to present the Workplace Documents assessment claims and assumptions, then provide evidence to evaluate the appropriateness of the proposed interpretations and uses.

11.2 Purpose of the Workplace Documents Assessment

The Workplace Documents assessment provides information to examinees, employers, workforce development officials, and educators. For examinees, the assessment provides them with insights in regards to their foundational workplace reading skills and their career readiness. In some cases, scores on the assessment may assist examinees in finding employment. For employers, the assessment provides information that may be used, with other information, for employment decisions. For workforce development officials, the assessment provides information regarding the work-ready status of individuals requesting services and also assists them in guiding individuals toward jobs. For secondary educators, the assessment provides information related to foundational skills and career readiness that may be used as an accountability measure. For postsecondary educators, the assessment provides information related to program readiness or program evaluation. For the assessment to be used appropriately for each of these purposes, ACT needs to collect evidence and evaluate it. Additionally, ACT needs to provide guidance in regards to the proper use for each assessment purpose.

An additional purpose of the Workplace Documents assessment relates to the issuance of the ACT® WorkKeys® National Career Readiness Certificate (NCRC®). The assessment constitutes one of three assessments that are used to determine an examinee's achievement of a WorkKeys NCRC. The WorkKeys NCRC is an evidence-based career readiness credential, which assists both examinees and employers in various ways. For the examinee, the WorkKeys NCRC provides them with a better understanding of their level of foundational skills. The WorkKeys NCRC level and assessment scores provide both examinees and counselors with insights in regard to their skill levels and how these relate to various occupations.

WorkKeys developed the Workplace Documents assessment as an updated version of the WorkKeys Reading for Information assessment. Both the original Reading for Information assessment and the updated assessment measure examinees' ability to comprehend work-related documents in order to

complete a task or problem (ACT, 2008). The updated Workplace Documents assessment builds upon the construct and content of the Reading for Information assessment in new ways.

Using data and knowledge gained through over 20 years of administering the Reading for Information assessment, ACT was able to update the Workplace Documents reading construct and content. Workplace Documents is designed to assess the extent to which individuals can read and comprehend written documents in order to do a job. The documents—which include, but are not limited to, messages, emails, letters, directions, signs, notices, bulletins, policies, websites, contracts, and regulations—are based on materials that reflect the actual reading demands of the workplace. In the design process, ACT expanded the types of documents used on the assessment to include Multiple Related Documents. Multiple Related Documents consist of two or more documents that are related or cover a common topic, and they have two or more authors. In the workplace today, employees frequently need to be able to read and connect messages from multiple sources in order to successfully perform their job.

The WorkKeys assessment program was conceived to mitigate the “skills gap” problem. The skills gap is a term used to describe the challenge that employers and hiring managers face. The skills gap occurs because many well-paying jobs exist; but, due to the shortage of qualified workers, employers are unable to find workers to fill them. Goldin and Katz (2008) provide evidence demonstrating that, since 1970, United States educational achievement has increased only marginally while technological advances and requirements in business and industry have increased greatly. Many of the problems associated with businesses being unable to find quality workers is the result of average worker skill levels being little better than the skill levels of 40 years ago. As a result, a discrepancy exists between employer needs and the skill sets many workers bring to the job (Autor, 2015; Goldin & Katz, 2008). (For more detailed information on the skills gaps, see Chapter 1.)

Because of the discrepancy between educational achievement and job requirements, WorkKeys provided a means of addressing the skills gap for both employers and workers (ACT, 2011). Through the use of assessments and the WorkKeys NCRC, workers can demonstrate the foundational skills needed in today’s economy. For the employer, WorkKeys assessment scores allow them to use skills-based hiring practices as a means of identifying the right person for the job.

11.3 Workplace Documents Assessment Claims

Drawing on its understanding of the skills gap and skills-based hiring practices, the Design Team developed three primary claims for the Workplace Documents assessment.

Claim #1: U.S. examinees of high school or workforce age who demonstrate scores that reach at least a given level on the Workplace Documents assessment are more likely to successfully perform in more and higher levels of U.S. jobs (in the ACT job taxonomy) than examinees whose scores do not reach that level.

Claim #1 Assumptions:

1. The skill of reading workplace documents is a component of foundational workplace skills, and it is required for success in a large number of jobs (based on ACT’s job profile database).
2. ACT has developed a professionally valid and appropriate definition of the reading workplace documents construct.

3. ACT's Workplace Documents assessment provides reliable and interpretable scores that reflect the construct. ACT's Workplace Documents assessment elicits observable evidence of the construct.
4. ACT has defined appropriate Workplace Documents performance level descriptors (PLDs), and ACT has established standards (e.g., cut points) aligned to the PLDs.
5. Cut scores used to delineate each performance level have sufficient classification accuracy.
6. Businesses and employers are able to validly measure employee performance.
7. Scores on the Workplace Documents assessment are positively related to measures of employee performance, including productivity and turnover rates.
8. Examinees who score well on Workplace Documents are more likely to receive higher performance ratings and are more likely to have greater job success (defined as job retention and performance evaluations) than lower scoring examinees.

Claim #2: U.S. companies who hire U.S. examinees of high school or workforce age who demonstrate scores that reach at least a given level on the Workplace Documents assessment are more likely to achieve greater gains in productivity (for example, measured as increased output per day) from new employees than if the company had hired examinees whose scores do not reach that level.

Claim #2 Assumptions:

1. Claim #1 Assumptions 1–7
2. Employees who possess higher foundational workplace skills (as defined by ACT) are more likely to be productive and effective workers (as defined by supervisor evaluations) than employees who possess lower foundational workplace skills.
3. Having more productive workers leads to a business that is more effective and productive.

Claim #3: U.S. companies who hire U.S. examinees of high school or work force age who demonstrate Workplace Documents scores that reach at least a given level are more likely to reduce turnover (retain those examinees for at least 6 months) than if the companies had hired examinees whose scores do not reach that level.

Claim #3 Assumptions:

1. Claim #1 Assumptions 1–7
2. Employees with higher foundational skill levels are less likely to be terminated in the first 6 months of employment than employees with lower foundational skill levels.
3. Employees with higher foundational skill levels are less likely to quit in the first 6 months of employment than employees with lower foundational skill levels.
4. Businesses that utilize scores from the Workplace Documents assessment as part of their hiring process will tend to experience less turnover than businesses who do not use the Workplace Documents assessment as part of their hiring process.

The three Workplace Documents claims addressed questions around examinee job success, improving worker productivity, and reducing employee turnover rates. Based on the claims, the critical stakeholders and intended test users are employers and hiring managers, state or regional workforce development officials, schools that prepare students to take jobs in the state or region, and examinees who are, or will be, seeking employment and career advancement.

The *Standards* (AERA et al., 2014) identify five sources of validity evidence: (a) evidence based on test content, (b) evidence based on internal structure, (c) evidence based on relationships to other variables, (d) evidence based on response processes, and (e) evidence based on consequences of testing. The remainder of the chapter applies a validity use argument (Kane, 2013) to provide evidence first related to the assumptions associated with the claims and then for the claims themselves.

11.4 Workplace Documents—A Measure of Foundational Workforce Skills

All three primary claims are dependent on the validity of initial assumptions:

1. reading workplace documents is a foundational workplace skill and is required for success in a large number of jobs;
2. ACT has developed a valid and appropriate construct definition of reading workplace documents;
3. ACT's Workplace Documents assessment provides reliable and interpretable scores that reflect the construct. ACT's Workplace Documents assessment elicits observable evidence of the construct;
4. ACT has defined appropriate Workplace Documents PLDs, and ACT has established standards aligned to the PLDs; and
5. cut scores used to delineate each performance level have sufficient classification accuracy.

For the primary claims to be plausible, evidence supporting each of the five assumptions needs to be evaluated.

The next subsections present data and analysis related to the five assumptions. The analysis draws on the professional literature from the fields of educational measurement and industrial-organization psychology, as well as data that ACT collected from over 20 years of job profiling, from three separate field test studies, and from a series of standard setting meetings.

11.4.1 Foundational Workplace Skills

Foundational workplace skills are the skills that are essential for conveying and receiving information that is vital to work-related training and success (ACT, 2014; Chinn, 2017). Job skills are different from foundational skills. Job skills are the skills required to perform a specific job. For example, licensed electricians require skills in working with electrical circuits and wiring to perform their jobs. Foundational skills are more general than job skills; they are the skills that enable a person to learn specialized job skills.

Foundational skills are often referred to as basic or academic skills that are taught through formal schooling, but they may be learned from other sources. The foundational skills are frequently defined in terms of academic subjects including reading, writing, mathematics, and science. These skills enable individuals to acquire job-specific skills, communicate information with fellow workers, and engage in lifelong learning.

Foundational skills are fundamental in that they serve as the basis for supporting additional learning. They are “portable” in that, rather than being job specific, they can be applied at some level across a

wide variety of jobs and occupations (Symonds, 2011). In the 21st century, multiple studies and surveys have identified the need for employees to be engaged in lifelong or fluid learning (Infosys, 2016; NNBIA, 2014; OECD, 2016; Society for Human Resource Management [SHRM], 2010). As the economy has become more technical and global, the pace of change has increased greatly. The concept of a job for life has become outdated. Successful workers will have a flexible mind set and the basic skills needed to continually learn and re-train themselves to remain relevant and successful in a dynamic and shifting economy (Infosys, 2016).

11.4.2 Reading Workplace Documents—A Foundational Workplace Skill

In the assumptions supporting the assessment claims, ACT identified reading workplace or work-related documents as one facet of foundational workplace skills. ACT based its argument that reading workplace documents is a foundational workplace skill on three sources of evidence: (1) job analysis data that has consistently indicated that the skill of reading workplace documents is needed to achieve job success, (2) professional literature and job competency models that identify reading work-related materials as a critical 21st century skill, and (3) descriptions of the Programme for the International Assessment of Adult Competencies (PIAAC) assessments in which the ability to understand and interpret information presented in written text was the main component of adult literacy.

Since initiating its job profiling services in 1993, ACT has conducted over 21,000 job profiles representing a wide cross-section of U.S. jobs. Job profiles have been conducted on jobs in manufacturing, health care, construction, financial services, public administration, leisure and hospitality, agriculture, and other sectors. ACT has profiled 193 (just under 50%) of the 387 Bright Outlook Occupations identified by O*NET using Bureau of Labor Statistics projection data (U.S. Bureau of Labor Statistics, 2013). Analysis of the job profile database indicates that the skills associated with reading workplace documents were included in 13,320 profiles or 62.6% of all ACT profiles. When ACT assigned each completed profile to an O*NET job code, reading work-related documents appeared as a required skill for 671 distinct O*NET job codes or 62% of all O*NET job codes.

In recent years, several business and industry associations have built 21st century workplace competency models that provide support for the inclusion of reading workplace documents as a foundational workplace skill (Infosys, 2016; Association for Career and Technical Education [ACTE], 2010; NNBIA, 2014).

The competency model developed by Business Roundtable (NNBIA, 2014) defined common employability skills, classifying them into four categories: personal skills, people skills, applied knowledge, and workplace skills. The first skill identified under applied knowledge was reading. They maintained that employees needed proficiency in the following skills:

- Read and comprehend work-related instructions and policies, memos, bulletins, notices, letters, policy manuals, and government regulations.
- Read and comprehend documents ranging from simple and straightforward, to more complex and detailed.
- Attain meaning and comprehend core ideas from written materials.

- Integrate what is learned from written materials with prior knowledge.
- Apply what is learned from written material to work situations (p. 3).

ACTE (2010) argues that students must be able to apply academic knowledge to authentic situations that they might encounter in their careers. The report asserts that students need foundational academic knowledge in the English language arts. Too often, employers identify deficiencies in employees' abilities to read and communicate effectively as problematic. They find that "most of the written material students will encounter in their careers is informational in nature, such as technical manuals and research articles, and they (students) need to be equipped academically to analyze and use these materials" (p. 1).

Reading as a foundational workplace skill is further supported by PIAAC's assessments of adult competencies. PIAAC evaluates the status of adult workplace competency through three different assessments: Literacy, Numeracy, and Problem Solving in Technology-Rich Environments (OECD, 2016). PIAAC defines literacy in a manner that closely aligns to ACT's definition of Workplace Documents. They place emphasize on the reading of written text to gain information in order to successfully complete a task. Although the PIAAC adult competencies are defined in terms of the skills required for being a successful adult, and the WorkKeys skills are defined in terms of the skills required for successful job performance, the two sets of skill definitions are closely aligned.

Based on the understandings gained from studying ACT's job profiling data, the workforce competency models, and the construct definitions developed for the PIAAC assessments, reading workplace documents is a necessary foundational workplace skill that contributes to employee success and lifelong learning.

Of course, the reading of work-related documents is not universally required across all jobs. As stated above, ACT has found that the reading of work-related documents is used in 671 distinct O*NET job codes or approximately 62% of all O*NET job codes. When the Workplace Documents assessment is used as a part of the hiring process, ACT recommends that the employer gathers evidence to support the relevancy of the assessment and level score requirements. ACT provides its job profiling service as a valid method for gathering the required evidence to demonstrate both assessment relevancy and score level requirements.

11.4.3 Workplace Documents—Construct Defined

A detailed description of the Workplace Documents reading construct is provided in Chapter 2. Summarizing Chapter 2, Workplace Documents is designed to assess the extent to which individuals can read and comprehend written documents in order to do a job. The documents—which include, but are not limited to, messages, emails, letters, directions, signs, notices, bulletins, policies, websites, contracts, and regulations—are based on materials that reflect the actual reading demands of the workplace. The Workplace Documents assessment measures skills that individuals use when they read workplace documents and use that information to make decisions and solve problems.

At a more concrete level, the construct is defined in terms of both the complexity of the workplace documents and cognitive processes required to solve the task required by the test item. WorkKeys has defined the construct as the interaction of the complexity level of the document and the cognitive skill required by the specific task. Scores on the Workplace Documents assessment should be interpreted

in terms of whether an examinee can solve specified tasks by reading different types of workplace documents written at various levels complexity.

11.4.4 Workplace Documents—Field Test Sampling

Workplace Documents was theoretically defined and supported through analyses of professional literature on the use of work-related documents to convey information, data collected by ACT through its job profiling services, and through input provided by a panel of Subject Matter Experts (SMEs).

ACT engaged in a series of three field test studies to evaluate the psychometric properties of initial Workplace Documents forms. For each of the field test studies, ACT attempted to recruit samples that were representative of the WorkKeys test population. In recruiting for the field test studies, ACT was cognizant of recruiting a sufficient number of adult test takers due to the workforce orientation of the assessment. Table 11.1 provides a comparison of the percentages of test takers from the WorkKeys test population (2013–2014) to the three field test samples.

Table 11.1: Comparison of WorkKeys Test Population and Field Test Samples by Student/Adult, Gender, and Ethnicity

Group	WorkKeys Test Population	Field Test #1 Sample	Field Test #2 Sample	Field Test #3 Sample
Age Groups				
High School Age	40.6%*	66.6%	59.4%	45.9%
Adults	59.4%	33.4%	40.6%	54.1%
Gender Groups				
Women	46.0%	48.6%	54.2%	56.4%
Men	54.0%	48.2%	45.8%	43.6%
Ethnic Groups				
White Examinees	58.0%	71.8%	60.8%	66.0%
African-American Examinees	21.2%	16.2%	17.3%	15.2%
Hispanic Examinees	8.2%	3.0%	6.3%	7.7%

Note. The WorkKeys test population percentages are based on examinees self-identifying with a specific group during the testing period from July 1, 2013 and June 30, 2014.

*Based on test-takers who reported their age as 20 and below.

The field testing was designed to (a) determine an acceptable time allotment for testing, (b) develop a standardized score scale that was interpretable and could be applied for developing subsequent Workplace Documents forms, (c) evaluate model-data fit for the three-parameter logistic (3-PL) IRT (Hambleton & Swaminathan, 1985), and (d) evaluate the mode effect on test scores (paper vs. online administration).

11.4.5 Measuring Workplace Documents

Testing Time. ACT conducted two separate studies to assess the appropriate amount of time examinees should be allowed to complete the Workplace Documents assessment. In the first study, examinees were assigned to take either the online or the paper version of the assessment. They were also assigned to have either 55 or 60 minutes to test. Based on the study, ACT wanted to determine (a) whether the test mode (online vs. paper) required the same or different time allotments, and (b) the appropriate amount of time to provide examinees in testing.

ACT defined the assessment as a power test, which is a test that provides examinees sufficient amount of time to answer all items or tasks, and the speed by which an examinee solves the items or tasks should not affect test scores. In a speeded test, examinees' ability to work quickly through the items or tasks is considered a relevant facet of the construct. For Workplace Documents, whether examinees work through the items quickly or slowly, their speed should not affect their scores. Any effect that speed might have on test scores is interpreted as construct irrelevant variance. Regardless, ACT establishes an assessment time limit because administrators at test centers need to be able to schedule examinees for testing and a time limit provides structure for examinees. (In cases where a test taker requires extra time due to a documented need, ACT and the test center are able to provide the additional time period. See Chapter 5 for more information on accessible test features.)

ACT evaluated test speededness by analyzing the percentage of examinees who were able to answer the last item on the assessment and the omit rate of items across the complete assessment. Over 500 examinees participated in the first field study.

From the first field study, ACT found that examinees took approximately the same amount of time to complete the assessment regardless of mode (online vs. paper). They also found that the completion rates for the assessment were only slightly different for the 55-minute time limit compared to the 60-minute time limit. For online testing, where ACT was able to track the amount of time examinees spent on each item, examinees in the 60-minute condition used an average of less than one additional minute for testing than examinees in the 55-minute condition. Ninety-five percent of the examinees in both conditions completed the assessment in 46 minutes or less. The omit rate for the final test item in both conditions was less than 1 percent. For examinees in the 55-minute condition, 98% either strongly agreed or agreed with the statement that they had sufficient time to test. For examinees in the 60-minute condition, 98% also either strongly agreed or agreed with the statement that they had sufficient time to test.

Based on these results, ACT concluded that for both online and paper administration, the allotted testing time should be 55 minutes. In the second field study, ACT continued to evaluate testing time. The findings from the second study confirmed the conclusion of the first study; 55 minutes was a sufficient amount of time to allow examinees. With a 55-minute time allowance, speededness should not affect examinees' Workplace Documents scores.

Scale Scores. Results from the field test studies related to the establishment of the scoring scale are presented in Chapter 8.

Score Reliability and Generalizability. Score reliability or generalizability is essential for interpreting and using scores derived from any measure (Kane, 2013). For test scores to be interpretable, they must be consistent across various testing occasions and across different forms of the assessment. Chapter 10

summarizes analyses of field test data to provide estimates of score reliability and measurement error. Based on the analysis, Workplace Documents scores are reliable and generalizable (i.e., measurement error is minimal) for use in estimating examinee skill levels.

Mode Effects. ACT develops reading passages and items to be used for both paper and online delivery. ACT conducted a field study to determine if scores achieved when taking the Workplace Documents assessment online were comparable to scores achieved when taking the assessment on paper. ACT evaluated the mode effects at the item level, by comparing the similarity of item p-values, point biserial correlations, IRT item parameter estimates (*a*, *b*, and *c* parameters), and omit rates. The evaluation of the different item statistics indicated that examinees responded to the items similarly across modes. Differential Item Functioning (DIF) analyses were conducted to determine if examinees of similar ability had similar probabilities of answering an item correctly in different modes. ACT also evaluated the mode effect by analyzing raw scores across the two modes. Examinee raw scores across the two modes were nearly identical, as was the raw score variance. ACT further analyzed the mode effect by analyzing the factor structure of the assessment delivered in two different formats. Overall, ACT concluded that the mode effect was negligible. (For greater detail regarding the mode analyses, see Chapter 9.)

11.4.6 Workplace Documents—Evidence Based on Internal Structure

ACT analyzes WorkKeys assessment item data using a unidimensional Item Response Theory model (Hambleton & Swaminathan, 1985; Lord, 1980). WorkKeys has traditionally applied unidimensional IRT models to make inferences about examinee proficiency based on observed item scores. This requires the assumption that observed score variance be attributable to a single underlying factor.

Workplace Documents Dimensionality. ACT applied exploratory factor analysis (EFA) to assess dimensionality for the Workplace Documents assessment. EFA uses an inter-item correlation matrix to identify factors underlying observed item variance. In the analysis, ACT applied four criteria to assess dimensionality. A scree plot of eigenvalues is one of the most commonly used tools for determining the test dimensionality. When there is only one eigenvalue above the “elbow” in the scree plot, this indicates a unidimensional test. Hatcher (1994) suggested that a factor should be retained if it accounted for at least 10% of total variance. Reckase (1979) suggested that, if the first factor explains 20% of the variance of a set of items, the item set should be considered unidimensional. Hattie (1985) maintained that the first factor is relatively strong if the factor difference ratio index (FDRI) (Johnson, Yamashiro, & Yu, 2003) is greater than 3. FDRI is the ratio of the difference between the eigenvalue of the first factor and the second factor to the difference between the eigenvalue of the second and the third factor.

The EFA was conducted using data from the second field study. Over 2,100 examinees participated in the second field study. The participants were representative of the WorkKeys testing population in that approximately 60% of the examinees were high schoolers and 40% were adults; approximately 53% of test takers were women and 47% were men.

Figure 11.1 is the scree plot derived from the correlation matrix of item scores for the Workplace Documents assessment. Table 11.2 summarizes the eigenvalues and FDRI for both test forms. Figure 11.1 reveals that the “elbow” appears immediately after the first eigenvalue. Table 11.2 indicates that the percentage of variances accounted for by the first factor is 41% and, for the second factor, it is

less than 10%. Additionally, Table 11.2 indicates that the FDRI is 13.24 or significantly greater than 3. The findings consistently indicate that a single factor underlies item scores on the Workplace Documents assessment.

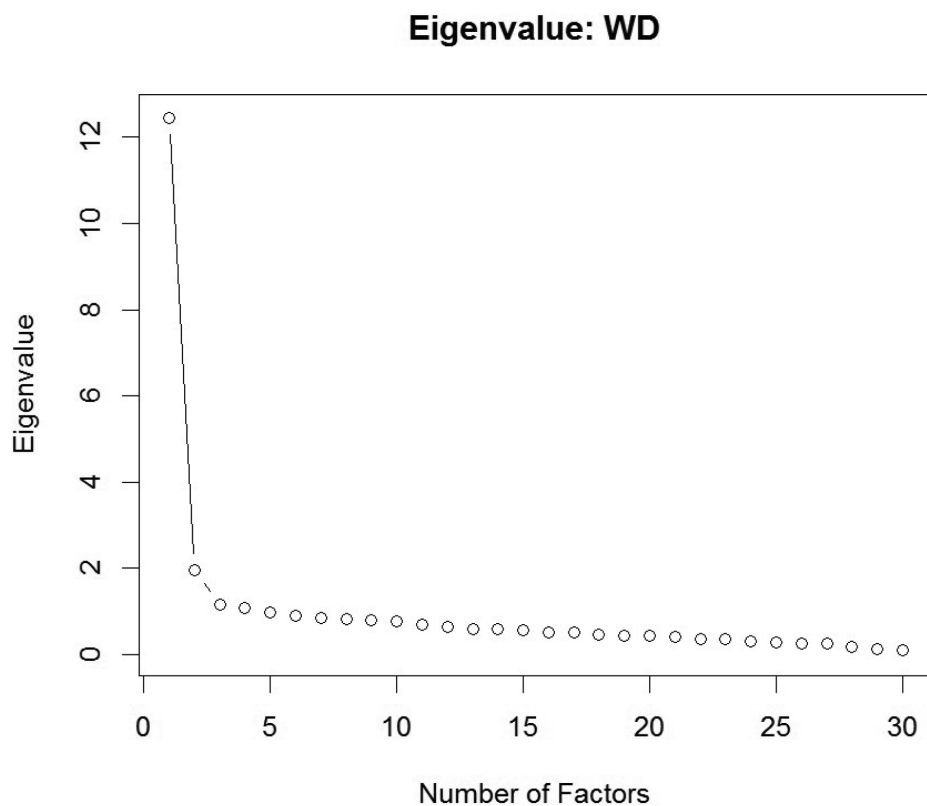


Figure 11.1: Workplace Documents—Eigenvalue Scree Plot

Table 11.2: Summary of Eigenvalues and Factor Difference Ratio Index (FDRI)

Factor	Eigenvalue	Difference between Eigenvalues	FDRI
1	12.45 (41.5%)		
2	1.96 (6.5%)	10.5	
3	1.16 (3.9%)	0.79	13.24

Note: the percentage in the parenthesis is the percentage of total variance accounted for by that factor.

IRT Modeling – Local Item Independence. The 3PL IRT model assumes that items are locally independent, which means that examinees’ scores on different items in an assessment are statistically independent of each other after controlling for the examinee’s ability. For the assumption to be met, examinees’ responses to one item cannot be affected or prompted by other items. When local independence is achieved, the probability of any pattern of item responses for an individual is the

product of the probability of the correct response for each individual item based solely on examinee ability (Hambleton & Swaminathan, 1985). The Workplace Documents assessment design includes a series of reading passages. Each reading passage has two or three items associated with it. This raises the possibility of statistical dependence between items that share passages, so determining whether items are locally independent is critical for applying an IRT model to Workplace Documents.

ACT used Q_3 (Yen, 1984) to evaluate the local item dependence for the items within a Workplace Documents form. For an item pair, Q_3 is the correlation of item residuals where the residual is the difference between the observed item responses and the responses predicted for each item by a 3PL IRT model. In this study, items not in the same set were interpreted as locally independent. The Q_3 indices for all items that were not in a set were computed and served as the baseline. Then, the Q_3 for the items within a set were compared to the baseline to evaluate whether the items in a set were more dependent than the items not within a set. The 95th percentile of the baseline was defined as the cut point. If the Q_3 for a pair of items within a set was larger than the cut point, the item pair was considered to be dependent.

ACT used test data from the second field study to generate the Q_3 matrix to evaluate whether local item dependence was present. Analyzing the Q_3 matrix for the Workplace Documents scaling form indicated that the items within a set do not show higher correlations than those items in the form that were independent. Consequently, after reviewing all of the items in the form, it was concluded that no compelling evidence of item dependence existed. Thus, the items on the Workplace Documents assessment met the assumption of Local Independence.

11.4.7 Standard Setting

The goal of the standard setting process is to translate the Workplace Documents PLDs into a set of cut scores. Essentially, the process is designed to identify a point on the score scale where examinees who score at or above the point have demonstrated that they can perform certain skills, and examinees who score below the point have not demonstrated that they can perform those skills. To provide data and input for setting the cut scores, ACT recruited an external panel of SMEs consisting of educators and business people, some of whom have used WorkKeys products.

ACT implemented the Mapmark standard setting procedure (Schulz & Mitzel, 2005) with Whole Booklet Feedback to establish the standards or cut points for each of the five Workplace Documents score levels. The Mapmark procedure, which was first implemented by ACT for the Grade 12 mathematics National Assessment of Educational Progress (NAEP) achievement level setting project, builds on the widely used Bookmark method (Lewis, Mitzel, & Green, 1996). The Bookmark method was introduced in 1996 and has gained wide acceptance in state educational assessment programs and in professional certification and licensing programs. Mapmark supplements the Bookmark method by including spatially-representative item maps (Masters, Adams, & Lokan, 1994).

To establish the cut points for each of the five score levels, ACT led the SMEs through three rounds of ratings and reviews. In Round 1, the SMEs applied the Mapmark procedure to establish the initial cut points. The initial cut points were refined in Round 2 by providing the SMEs with whole booklet feedback in the form of examinee test answer sheets. In Round 3, ACT provided the SMEs the estimated level score distribution based on data from the second field study to assist them in finalizing the cut points. Chapter 8—Scores and Score Scales—provides a complete description of the Standard Setting process.

11.4.8 Workplace Documents Measurement—Summary

Based on the data analysis presented in Section 11.4, ACT has provided support for the interpretations and use of the Workplace Documents scores. This support was accomplished by starting with the information and data that ACT had gathered over 20 years of conducting job analyses and profiling various jobs requiring work-related reading skills. This information and data was then supplemented by a thorough review of the professional literature around the use of reading skills both in education and the workforce. The external SMEs further assisted ACT in refining the construct definition of reading workplace documents skills and the development of exemplary items.

With the development of the initial forms of the assessment, ACT then conducted field tests to learn more about reading work-related documents and the assessment. The preponderance of the research and data analyses indicated that the Workplace Documents assessment provided a reliable measure of a unidimensional construct built around the concept of examinees working through problems requiring different levels of reading workplace documents. The analysis gathered by having external SMEs evaluate the construct and exemplary items indicated that ACT had appropriately defined reading workplace documents. The analysis of field test responses assisted ACT in identifying the appropriate amount of time for testing. Field testing also allowed ACT to conclude that the assessment was a measure of a unidimensional construct and that construct irrelevant variance was minimal. Analysis of field test data further demonstrated that scores achieved taking the assessment by paper administration were comparable to scores achieved by online administration. Lastly, the analysis found that scale scores and level scores earned on the assessment were reliable.

11.5 Workplace Documents—Primary Claims and Relevant Findings

The purpose of the WorkKeys system is to help build a high-performance workforce by connecting job skills, training, and testing in a manner that benefits both employers and employees. WorkKeys also assists educators in identifying skill gaps between student skills and employment needs, so that they may better address the gaps and thereby improve students' employment prospects.

The three primary claims articulate how scores from the Workplace Documents assessment may provide actionable information to examinees, employers, educators, and workforce development officials to make these connections. The claims differ in who is the focus of the claim, and how score information may be used to accomplish the intended result.

The focus of Claim #1 is the examinee or person seeking employment. Scores on the Workplace Documents assessment are related to workplace success. In other words, an examinee who scores at a prescribed level (as defined through data from a Job Profile) will have a greater probability of achieving success in a corresponding job (based on levels established through a Job Profile) than an examinee who did not score at the prescribed level. Additionally, examinees who score at higher levels on the Workplace Documents assessment will have a higher probability of obtaining jobs with greater

responsibilities and wages. Claim #1 provides the structure for evaluating how high scores on Workplace Documents may help an individual in the labor market.

The focus of the second and third claims is the employer or business. Scores on the Workplace Documents assessment are related to workplace success in ways that will result in improved business productivity and efficiency. Claim #2 states that, if a business determined the Workplace Documents assessment scores required for specific jobs through a job analysis or Job Profile, and if the business then hired people who achieved those scores, the productivity gains provided by the new employees would be greater than if the business had not used the assessment scores to help select employees. Claim #3 states that, if a business follows the hiring process outlined for Claim #2, the business would experience less employee turnover (i.e., more new hires retained) than if the business had not used the assessment to help select employees.

Claims #1 and #2 can be supported by the development of the content-related and construct evidence provided in Section 11.4. Additionally, they can be supported through the analysis of outcome data. Claim #3 requires the analysis of employee turnover rates to be plausible. ACT has embarked on a series of outcome studies collecting data from employers and educators to assess the extent that the claims are plausible. With Workplace Documents being an updated assessment, ACT is in the process of teaming up with businesses and states to collect the necessary data. Following the collection and analysis of the data, ACT will publish the findings and update the technical manual. In the meantime, this section of the technical manual presents information and data derived from the initial Reading for Information assessment, the WorkKeys NCRC, and from meta-analyses relating cognitive assessments to workplace performance.

11.5.1 Workplace Documents—Evidence Based on Test Content

Evidence based on content comprises one source of evidence to establish the validity of test score interpretations and uses (AERA et al., 2014). Content evidence often comprises the first line of evidence to support employment selection practices. The *Uniform Guidelines on Employee Selection Procedures* (Equal Employment Opportunity Commission [EEOC], Civil Service Commission, Department of Labor, & Department of Justice, 2000), the *Standards* (AERA et al., 2014), and the *Principles for the Validation and Use of Personnel Selection Procedures* (Society for Industrial Organizational Psychology [SIOP], 2003) all describe the need to demonstrate that knowledge and skills in employment measures should be demonstrably linked to work behaviors and job tasks. Both the *Standards* (2014) and the *Principles* (2003) suggest that expert judgment can be used to determine the importance and criticality of job tasks and to relate such tasks to the content domain of a measure. This process is commonly conducted through a job analysis that identifies the tasks required for performance on a job and subsequently for the development of the content blueprint and item development to ensure content validity (Cascio, 1982; Dunnette & Hough, 1990). The Workplace Documents assessment was designed to assess foundational skills and skill levels associated with many jobs. As such, the content-related validity evidence for the assessment was originally established by the SMEs across numerous jobs that aligned the Workplace Documents skills and PLDs to specific tasks and job behaviors for a particular job.

ACT applies a job profiling procedure that focuses on the skills and behaviors present across the ACT WorkKeys assessments. It is a multi-step process that includes the creation of one or more groups

of SMEs who are typically job incumbents or supervisors. An ACT-trained and authorized job profiler conducts the profiling procedure. Each profile that is conducted represents a content validation study at the organizational level.

The job profiling process involves several steps to establish a link between the PLDs and the requirements of a particular job. Ideally, the SMEs participating in the job analysis comprise a representative sample across a variety of demographic variables (e.g., race, ethnicity, gender, geographic region).

The process begins with a task analysis where the group of SMEs generates a task list that accurately represents the job at an organization and to rate each task in terms of its importance. Figure 11.2 details the steps in the job profiling procedure where tasks and skills are identified leading to the completion of the job profile.

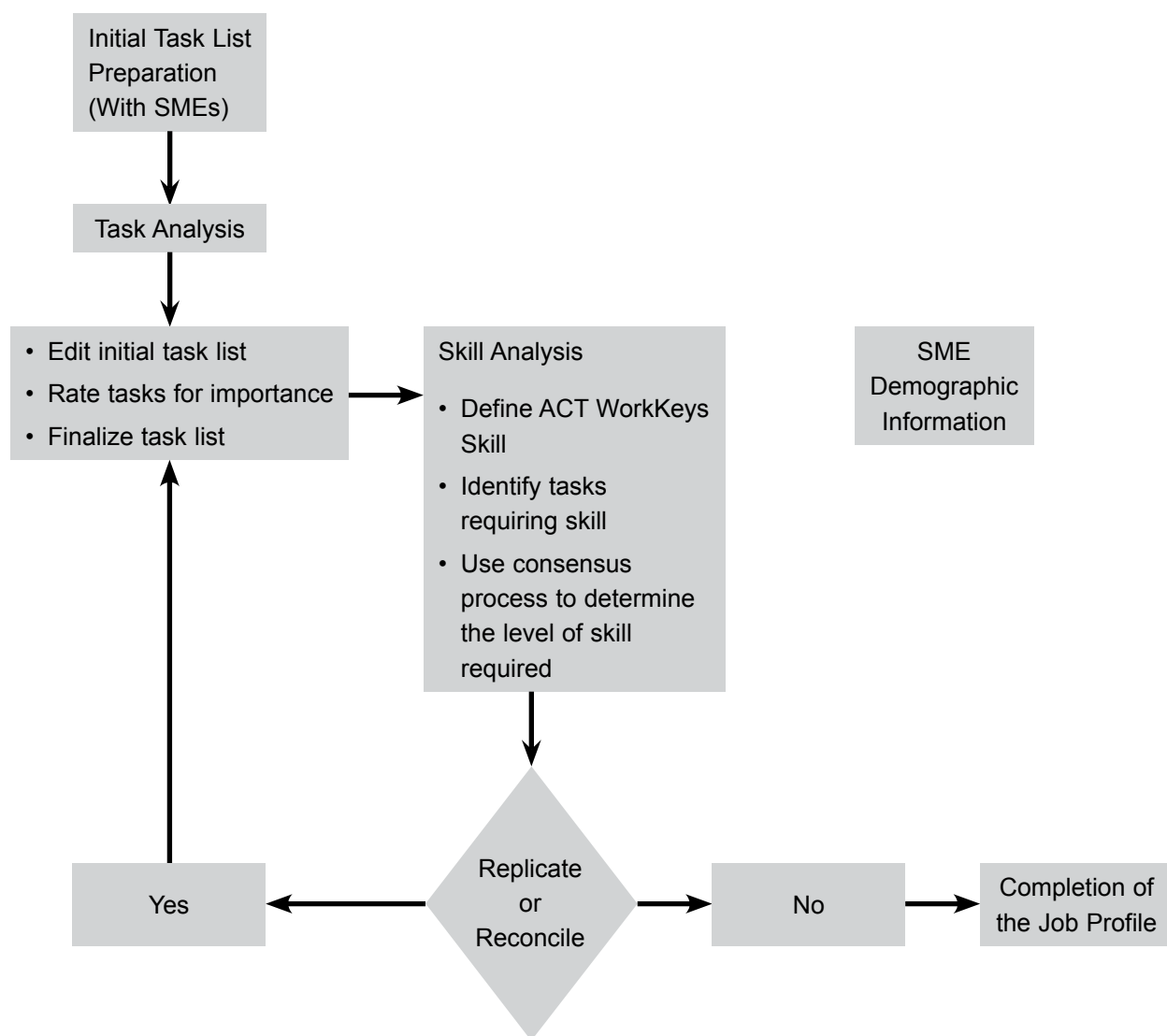


Figure 11.2: Job Profile Process Designed to Align Job Tasks to Skill Levels

Equally important is the skill analysis where the SMEs review each skill measured by the Workplace Documents assessment. Once the SMEs understand the definition of the skill and have determined its relevancy to the job, they independently identify the important tasks on the Final Task List that require the skill. They also identify the ways in which a task uses an identified skill. After discussing the relationship of the skills to the tasks, only those tasks identified as important by a majority of the SMEs are included in subsequent discussions, and only those tasks are used to determine the level of skill required for the job through a consensus process.

As part of the skill analysis segment, the SMEs use successive approximation to determine the skill level required for the final set of tasks. Each skill level denotes a level of difficulty, with the lowest level representing the simplest of tasks related to the skill construct and the highest level representing the most complex. The SMEs typically begin with the lowest skill level. They then determine whether the job requires skills at, above, or below the level described. If the SMEs determine that the skills required for the job are higher than skills described in a level, they proceed to the next higher level; if they determine the required skills are lower, they review the next lower level. If they determine that the skills are about the same as the level they are reviewing, they are still shown the next higher level before confirming agreement between skills and a designated level to confirm their judgment.

No decision is reached until the SMEs have considered a range of skill levels: those skills they have identified at the required level, at least one level above it, and at least one level below it (unless they have chosen the highest or lowest level available).

The process described in this section is documented by the job profiler in a content validity report that is provided to the client. Currently, ACT WorkKeys clients have completed over 21,000 job profiles.

11.5.2 Reading for Information—Evidence Based on Relationships to Work-related Variables

LeFebvre (2016) summarized 22 workplace outcomes studies for the WorkKeys suite of assessments, including the Reading for Information assessment. These studies examined the relationship between scores on the Reading for Information assessment and job performance with sample sizes ranging from 10 to 2,223 participants. The studies included health care service providers, manufacturing workers, motor coach drivers, and students in career technical programs. She concluded that individuals who achieve higher Reading for Information scores tended to receive higher job performance ratings. Further, individuals who achieved higher Reading for Information scores had fewer work-related safety incidents, had lower rates of absenteeism, and experienced fewer customer complaints. Table 11.3 presents a summary of the validity coefficients, which are the correlations between scores on the Reading for Information assessment and different outcomes. Table 11.3 also presents the relationship of composite scores from Reading for Information, Applied Mathematics, and Locating Information with different outcome measures (LeFebvre, 2016).

Table 11.3: Correlations between Scores on the WorkKeys Reading for Information Assessment and Different Outcomes

WorkKeys Assessment	No. of Studies	Sample Size or Range	Validity Coefficient*	Outcome Variable
Reading for Information	1	2,223	.22	Career Tech Course Grades
Reading for Information	1	1,251	.25	Postsecondary GPA
Reading for Information	1	96	.12	HRIS Data—Turnover
Reading for Information	1	96	-.13	HRIS Data—Absenteeism
Reading for Information	1	96	-.15	HRIS Data—Safety Incidents
Reading for Information	1	96	-.24	HRIS Data—Customer Complaints
Reading for Information	16	10–314	.20	Overall Job Performance—Supervisor Ratings
Composite of RFI, AM, and LI	3	68–951	.29	Overall Job Performance—Supervisor Ratings
Composite of RFI, AM, and LI	1	951	.25	Career Tech Course Grades

*When multiple studies are included, the table presents the median validity coefficient for the set of studies.

Hendrick and Raspiller (2011) analyzed data from 12 different companies that used the WorkKeys NCRC to determine its effect on worker retention. They found that businesses using the WorkKeys NCRC as part of the hiring process saw their retention rates increase from 84% to 93%. Further, they found that the higher the WorkKeys scores, the more positive the effect on retention. In follow-up interviews with hiring managers, Hendrick and Raspiller (2011) learned that using the WorkKeys NCRC as part of the hiring process also resulted in new employers requiring less training time and less of a need to be closely supervised.

Greene (2008) analyzed the use of the WorkKeys cognitive assessments in business and industry in North Carolina. She surveyed employers of small and large companies focusing primarily on the use of the WorkKeys NCRC. She found that employers viewed the WorkKeys NCRC as a useful tool to assist in hiring. In using the WorkKeys NCRC to assist in hiring decisions, 60% of hiring managers agreed that training time was reduced, 52% agreed that worker turnover rates were reduced, 40% agreed that company teamwork increased, and 36% agreed that re-work was reduced. In follow-up interviews, the hiring managers stated that the WorkKeys NCRC provided a pre-employment screening device that allowed them to select workers who learned job tasks more quickly, reached production targets more quickly, and produced better overall quality work.

These studies specifically analyzed scores on the Reading for Information assessment or levels achieved on the WorkKeys NCRC to outcome measures, including job performance ratings and grades in career and technical education programs. Other researchers have analyzed measures of cognitive ability and their usefulness in the employment sector. The most reputable of these studies have combined data from many studies and incorporated meta-analysis techniques to draw conclusions.

Prior to the use of meta-analysis and today's understanding of measurement problems associated with outcome variables, researchers believed that validity coefficients varied a great deal from one job to the next. For the first 70 years of the 20th century, researchers evaluated employment selection methods by correlating scores on selection tests to measures of job performance. They found that using the same tests for nearly identical jobs often resulted in quite different validity coefficients. They concluded that the differences in validity coefficients stemmed from subtle differences in job requirements resulting in situational-specific validity (Ghiselli, 1966).

Many of the differences reported across different validity studies have been shown to be the result of statistical and measurement artifacts (Schmidt & Hunter, 1977; Schmidt, Hunter, Pearlman, & Shane, 1979). Subsequently, meta-analytic methods were developed to account for sampling error, selection bias, low reliability of criterion measures, and other artifacts. When statistical and measurement artifacts were accounted for, the findings indicated that the variability of validity coefficients was reduced to near zero (Hunter, 1980). The finding that validity coefficients could be generalized across selection methods and jobs made it possible to compare and analyze different personnel selection methods.

In a comprehensive review, Schmidt and Hunter (1998) examined 85 years of research on personnel selection and concluded that the best predictor of job performance and the ability to benefit from job-related training was general cognitive ability. As an update to the 1998 paper, Schmidt, Oh, and Schaffer (2016) evaluated 31 different methods of personnel selection from cognitive ability testing to job interview rating systems to the analysis of handwriting. They concluded that general cognitive ability was the “gold standard” of selection methods, and they then assessed how much additional predictive power was gained by combining other methods with cognitive ability testing.

Schmidt and Sharf (2010) evaluated the three assessments constituting the WorkKeys NCRC. They concluded that “measures of general cognitive ability such as WorkKeys are the most job related (i.e., most valid) predictors of job performance in both the military and civilian workforces” (p. 12). They defined the Reading for Information assessment as a measure of reading skills that was highly relevant to job performance and learning.

Combining Schmidt and Sharf's (2010) results with LeFebvre's summary reveals a median correlation of 0.29, which appears similar to correlations of the SAT and ACT to first-year college grades. Taking into account selection effects, range restriction, and low reliability of outcome measures, similar to the validity coefficients of the SAT and ACT in predicting student grades, the correlation of 0.29 is a conservative estimate. The disattenuated correlation is likely much greater (Sackett, Borneman, & Connelly, 2008).

11.5.3 Reading for Information and Return on Investment

Hunter, Schmidt, and Judiesch (1990) published a ground breaking analysis indicating that the return on investment (ROI) of hiring the best people was potentially large, and for jobs that required complex information processing, it was very large. They utilized meta-analytic methods to evaluate data from several hundred studies involving thousands of employees doing different jobs. They concluded that, for jobs that required low levels of information processing, a person who was in the top 1% of the applicant pool would be 1.52 times more productive than a person who was at the median of the applicant pool. For jobs that required moderate levels of information processing, a person who was in the top 1% of

the applicant pool would be 1.85 times more productive than a person who was at the median of the applicant pool. Lastly, for jobs that require high levels of information processing, a person who was in the top 1% of the applicant pool would be 2.27 times more productive than a person who was at the median of the applicant pool. They concluded that differences in individual productivity were large and businesses that hire the best people tend to experience a competitive advantage. This difference would be particularly pronounced for a business where large numbers of employees are engaged in high levels of information processing.

Mayo (2012) analyzed hiring data for New Options New Mexico evaluating the ROI of using the WorkKeys NCRC as part of the hiring process. Preexisting data for each employer was collected and outcomes compared pre- and post-WorkKeys NCRC implementation. She found that by implementing the WorkKeys NCRC, businesses experienced a 25–75% reduction in turnover, a 50–70% reduction in time to hire, a 70% reduction in cost-to-hire, and a 50% reduction in training time. Overall, she concluded that using the WorkKeys NCRC, as part of the hiring process resulted in employers making a minimal investment in order to receive a very large return.

11.5.4 Reading for Information and Educational Outcomes

LeFebvre (2016) reviewed studies that related Reading for Information scores to post-secondary educational outcomes (see Table 11.3). In career and technical education programs, individuals who achieved higher Reading for Information scores tended to have higher completion rates and earn higher grades. Also, individuals who achieve higher Reading for Information scores tended to have higher grade point averages in their postsecondary studies.

Schultz and Stern (2015) studied changes in examinee perceptions of career readiness following the administration of the NCRC assessments to high school students in Alaska. They surveyed students in their junior year of high school and asked them if taking the assessments and reviewing their scores were helpful. Students reported that the assessments assisted them in evaluating their career readiness, were useful in career planning, and caused them to think more seriously about different career options. Most interestingly, scores from the assessments provided students with information that appeared to contradict the feedback they had received from their high school course grades. Whereas nearly 75% of the students reported receiving class grades of A's and B's, and they regarded their skills as strong, based on their WorkKeys scores, slightly more than 50% of the students did not meet the college or career readiness standards.

11.5.5 Workplace Documents at the State and Regional Level

LeFebvre (2016) analyzed statewide workforce studies where the WorkKeys NCRC was used to assist individuals in finding employment. Using data from workforce development agencies in Indiana, Iowa, Ohio, and southwest Missouri, she found that individuals who achieved higher levels experienced faster time to hire, earned higher wages, and stayed in their jobs longer.

11.6 Workplace Documents—Evaluation of Claims

The cited studies analyzed data from the Reading for Information assessment, the WorkKeys NCRC, and general measures of cognitive ability. As mentioned earlier, the Workplace Documents assessment constituted one of three assessments of the WorkKeys NCRC. Workplace Documents was designed building on the information that ACT has collected over the past 25 years from the Reading for Information assessment. Its content was updated to better reflect the current uses of written materials in the workforce. Psychometrically, the updated Workplace Documents assessment met or exceeded the psychometric standards that were used to develop forms of the Reading for Information assessment. For these reasons, data collected on Reading for Information can tentatively be used to evaluate the claims, even though ACT is currently collecting outcome data related to Workplace Documents performance.

From the individual examinee perspective, based on the findings, when score information from the Reading for Information assessment and the WorkKeys NCRC are used as part of employment selection or for educational evaluation, it appeared that individuals who achieved sufficient scores on Reading for Information tended to experience the following:

- Reduction in time to hire (LeFebvre, 2016; Mayo, 2012)
- Higher wages (LeFebvre, 2016; Mayo, 2012)
- Longer job tenures (Mayo, 2012)
- Better job performance evaluations (LeFebvre, 2016)
- Better post-secondary grades and higher career-technical program completion rates (LeFebvre, 2016)
- Information that provides insight useful in evaluating career readiness and career planning (Schultz & Stern, 2015)

The findings from the studies provided evidence supporting Claim #1 that examinees who score at given levels of the Workplace Documents assessment are more likely to successfully perform in more and higher levels of U.S. jobs than examinees whose scores do not reach that level.

From the employer's perspective, based on the findings, when score information from the Reading for Information assessment and the WorkKeys NCRC were used as part of the employment selection process, it appeared that businesses tend to have the following outcomes:

- Higher levels of productivity (LeFebvre, 2016; Greene, 2008; Hunter, Schmidt, & Judiesch, 1990)
- Lower rates of re-work (Greene, 2008)
- Lower turnover rates/higher retention rates (Hendrick & Raspiller, 2011; Mayo, 2012; Greene, 2008)
- Less training time (Hendrick & Raspiller, 2011; Mayo, 2012; Greene, 2008)
- Fewer safety incidents (LeFebvre, 2016)
- Less absenteeism (LeFebvre, 2016)

The findings provided evidence supporting Claims #2 and #3 that businesses that use the Workplace Documents assessment as part of the hiring process will experience increases in business productivity and reduced worker turnover rates.

From the state and regional perspective, based on the findings of using test scores from the Reading for Information assessment and the WorkKeys NCRC to promote local workforce development, it appeared that states and regions that have a large number of workers who have earned high scores and credentials have the following characteristics:

- workers with higher levels of the WorkKeys NCRC tend to be hired more quickly (LeFebvre, 2016)
- workers with higher levels of the WorkKeys NCRC tend to earn higher wages (LeFebvre, 2016)
- workers with higher levels of the WorkKeys NCRC tend to stay in jobs for longer periods of time (LeFebvre, 2016; Hendrick & Raspiller, 2011; Mayo, 2012; Greene, 2008)

As ACT builds up the Work Ready Communities, it is collecting data on economic and business productivity. It is also collecting data on job growth and wages.

11.7 Workplace Documents—Evidence Based on Consequences of Testing

Kane (2013) defined consequential evidence that should be evaluated and weighed in making decisions about test use. Two critical components of consequential evidence that need to be evaluated are intended outcomes and adverse impact. The intended outcomes of the Workplace Documents assessment are articulated by the three primary assessment claims. Empirical evidence should indicate that an assessment program achieves its intended outcomes and not unintended negative outcomes. Adverse impact refers to possible performance differences between demographic groups and how decisions derived from scores might adversely affect a specific group. The *Uniform Guidelines on Employee Selection Procedures* (EEOC et al., 2000) defined adverse impact in the area of employment selection.

11.7.1 Intended Outcomes

An evaluation of the three primary claims is presented in Section 11.5. Based on analyses of the Reading for Information assessment and the WorkKeys NCRC, it appears that the scores from the assessment and levels of the credential are assisting individuals in finding employment and assisting businesses in finding qualified workers.

With the updated Workplace Documents assessment, ACT is collecting outcomes data relating test scores to outcomes such as job performance, successful completion of educational programs, and other evaluative measures.

11.7.2 Adverse Impact

Chapter 12—Fairness—specifically addresses the Workplace Documents assessment and adverse impact. The chapter defines adverse impact and provides analysis and recommendations to employers regarding fair employment procedures.

When the Workplace Documents assessment or any WorkKeys assessment is used for pre-employment screening or other employment decisions, employers should conduct a well-documented job analysis that provides appropriate evidence linking the skills required on the job with the skills measured in the assessment. When cutoff scores are used to assist in decision making, they should be established at appropriate levels, and the process for identifying the levels should be clearly documented (AERA et al., 2014; SIOP, 2003).

11.8 Workplace Documents—Ongoing Validation

ACT continually collects and analyzes data related to the validation of its products. With the development of the updated Workplace Documents assessment, ACT has begun the process of collecting data and evidence to determine the plausibility of its claims.

As outcome data is collected and analyzed, ACT will publish the findings through research reports and it will be supplementing the Technical Manual. In collecting and analyzing the data, ACT is cognizant of the two main populations served by the Workplace Documents assessment: adults in the workforce and students in high school, college, or career and technical programs. It is critical that validity evidence is collected and analyzed from both populations to confirm that it meets the needs of both populations. While specific details of the analyses are dependent on the available outcome data, ACT will analyze the relationships of scores on the Workplace Documents assessment to critical outcome variables, including job performance, job attendance, job retention, and completion of training programs. With sufficient sample sizes, ACT will additionally analyze assessment scores and relationships by demographic groups such as gender, ethnicity, and job types.

Note

1. Sackett, Borneman, and Connelly (2008), applying meta-analytic methods to address range restriction and low reliability of outcome measures, estimate that the disattenuated correlation of general cognitive ability with job performance is 0.47.

Chapter 12

Assessment Fairness

This chapter contains evidence to address assessment fairness related to the WorkKeys[®] Workplace Documents assessment. The chapter adheres to the conceptual framework of fairness defined in the *Standards for Educational and Psychological Testing* (AERA et al., 2014). The *Standards* maintain that fairness is a fundamental validity component that requires evaluation throughout the assessment process, from design to test administration to score interpretation and use.

12.1 Test Fairness—Overview

Striving for the fairness of all tests is a professional responsibility and a fundamental component for the validation of test score use. The most recent edition of the *Standards* (AERA et al., 2014) devotes an entire chapter to fairness. The *Standards* divide fairness into four elements, each requiring evaluation: (1) fairness in treatment during the testing process, (2) fairness in access to the construct(s) measured, (3) fairness as lack of measurement bias, and (4) fairness as validity of individual test score interpretations for the intended uses.

Whenever tests are used as part of the decision making process, whether for educational or workforce purposes, it is critical for the testing program to be developed and carried out in a fair and unbiased manner. ACT subscribes to the *Standards* definition of fairness regarding validation and test score usage.

A test that is fair within the meaning of the *Standards* reflects the same construct(s) for all test takers, and scores from it have the same meaning for all individuals in the intended test population; a fair test does not advantage or disadvantage some individuals because of characteristics irrelevant to the intended construct (AERA et al., 2014, p. 50).

As a component of validation, evaluations of fairness are ongoing, with evidence being collected and reported throughout the life of a testing program. Evidence regarding the fairness of the Workplace

Documents assessment is not limited to this chapter and is drawn from other chapters in the technical manual. Further, ACT continually collects and analyzes assessment data. As additional data is collected and analyzed, ACT will continually issue reports related to the fairness of Workplace Documents score interpretations and use.

12.2 Fairness and Test Administration

Fairness during the testing process refers to examinees being assessed in a way that maximizes their opportunity for showing their standing on the construct (Wollack & Case, 2016). In other words, the entire testing process, from test design to scoring, facilitates test takers being able to perform their best and does not adversely affect the performance of an individual examinee or a group of examinees.

The design, development, and scoring of the Workplace Documents assessment incorporated principals of Universal Design (CAST, 2011) and Evidence Center Design (Mislevy, Almond, & Lukas, 2004) to assist in ensuring fairness to all test takers. ACT developed and documented standardized procedures for the training of test center staff for test administration. They have articulated room and equipment standards in an effort to support standardized and fair conditions for all test takers. They further have defined protocols for the handling of secure information to safeguard sensitive information and protect the privacy of examinees. When unexpected events occur at a test center, the Test Coordinator is required to file an Irregularity Report detailing the event and allowing ACT to make a determination as to whether the event compromised validity. WorkKeys has implemented these procedures as a means to attain fairness for all examinees in the administration of the Workplace Documents assessment. (See Chapter 4 of the Technical Manual for a comprehensive review of the test administration procedures.)

The Workplace Documents assessment is administered to examinees in both paper and online formats. To provide evidence of the fairness of scores across both administrative formats, ACT conducted a mode comparability study. ACT evaluated the mode effects at the item and score level. Through the analysis, ACT concluded that modes effects on examinee responses and scores were negligible. (For greater detail regarding the mode analysis, see Chapter 9.)

Although ACT recognizes that the standardization of procedures for test administration is critically important for ensuring that all examinees have an equal opportunity to demonstrate their standing on the construct, ACT also recognizes that flexibility is required to achieve true fairness. When the standardized administrative procedures hinder a test taker from demonstrating his or her standing on the construct, and the test taker provides proper documentation, accommodations to the standardized procedures are considered fair and appropriate.

12.3 Fairness in Access to the Construct Measured

Accessibility in the context of fairness refers to the extent to which examinees can access the knowledge, skills, and/or abilities intended to be measured by the test without being unduly burdened by aspects of the test or test administration that may affect or limit access (Stone & Cook, 2016). For

example, an examinee with a visual impairment may not be able to appropriately answer questions on the Workplace Documents assessment because he or she cannot clearly see the test materials. In such cases, the lack of accessibility to the test materials creates construct irrelevant variance. A second example might involve an examinee who has been diagnosed with mild Autism Spectrum Disorder (ASD). This examinee may require a special testing location, free from distractions with additional time to complete the test. ACT provides a variety of accessibility options for examinees designed to provide access to the intended test construct, while not violating the construct or giving the test taker an unfair advantage.

The supports provided on the Workplace Documents assessment are structured along a continuum of increasingly intensive supports designed to meet the needs of all potential examinees. Three levels of accessibility supports are provided: 1) Embedded Tools, 2) Open Access Tools, and 3) Accommodations. Embedded tools are commonly used by many people, available to all examinees, and do not need to be requested in advance. Open Access Tools are used by fewer people, are also available to anyone, but their use must be identified and planned for in advance. Accommodation supports and tools are the most intensive level of support. Accommodations are available to those who are qualified to use them. Examinees who receive accommodations have a formally documented need and have therefore been identified as qualifying for resources that require expertise, special training, and/or extensive monitoring to select and administer effectively and securely.

All accessibility supports permitted for the Workplace Documents assessment are designed to remove unnecessary barriers to performance, while not violating or interfering with the measurement of the intended construct. (See Chapter 5 for a comprehensive review of test accessibility features available for paper and online administrations.)

12.4 Fairness as Lack of Measurement Bias

Measurement bias has been characterized as “a source of invalidity that keeps some examinees with the trait or knowledge being measured from demonstrating that ability” (Shepard, Camilli, & Williams, 1985, p. 79). Measurement fairness requires that examinees of equal standing on the construct average equal scores on the assessment, regardless of group membership (Sackett, Borneman, & Connelly, 2008). Consequently, measurement bias occurs when score interpretations are differentially valid for any group of examinees. To investigate the potential for measurement bias, ACT evaluates the internal structure of the Workplace Documents assessment by evaluating the invariance of the items and the overall assessment.

ACT evaluates measurement bias at the item level by applying a Differential Item Function (DIF) procedure (Holland & Wainer, 1993). DIF refers to a set of statistical methods used to identify items that individuals from one demographic group respond to differentially than individuals from another demographic group. DIF occurs when equally able examinees have different probabilities of answering an item correctly based on their group membership (AERA et al., 2014). Items flagged as demonstrating DIF contain statistical evidence of bias; but, statistical evidence alone is not sufficient to conclude measurement bias. ACT WorkKeys has established a process for conducting DIF analyses followed by external reviews of flagged items to determine measurement bias.

In conducting the DIF analyses, ACT compares item responses for two groups of test takers. The two groups are termed the Focal Group and Reference Group. The Focal Group is the group of primary interest, and it includes protected classes under federal employment anti-discrimination laws. The Reference Group serves as the basis for comparison.

For WorkKeys DIF studies, for each item, three separate DIF analyses are conducted using three different comparison group pairs. The group pairs are identified in Table 12.1.

Table 12.1: Differential Item Functioning Evaluations—Group Comparisons

	Focal Group	Reference Group
1	Women	Men
2	African American	White non-Hispanic
3	Hispanic	White non-Hispanic

An item is flagged as containing DIF when one group of matched test takers has a higher probability of answering an item correctly than the other group. Because groups may differ on ability, the DIF analysis matches test takers on ability. (For the WorkKeys DIF studies, ACT matches test takers using their total test score.)

For Workplace Documents items, the Mantel-Haenszel Delta DIF statistics (Dorans & Holland, 1993) are computed to classify items into three DIF categories: Group A—negligible DIF, Group B—moderate DIF, and Group C—large DIF. (The rules for classifying items into the three groups are presented in Table 12.2.) Items classified as either Category B or C are interpreted as flagged items requiring further review.

Table 12.2: WorkKeys DIF Classification Rules

Group A	MH delta (MHD) not significantly different from 0 (based on Chi Square test, alpha = .05) or $ MHD < 1.0$
Group B	MHD significantly different from 0 (based on Chi Square test, alpha = .05) and $\{ MHD \geq 1.0 \text{ and } < 1.5\}$; or MHD not significantly different from 0 and $ MHD \geq 1.0$
Group C	MHD significantly different from 0 (based on Chi Square test, alpha = .05 and $ MHD \geq 1.5$

Note. Classification rules adopted from National Assessment of Educational Progress (NAEP) guidelines (Allen, Carlson, & Zelenak 1999).

After ACT has analyzed the DIF statistics and classified items into groups A, B, or C, content specialists evaluate all flagged items (Category B and C) for possible bias. Item bias occurs when an aspect of item content places a group at a disadvantage. As a result, to determine if an item contains bias, item content

must be thoroughly reviewed by external evaluators. ACT contracts with external evaluators who have training and expertise in cultural anthropology or multicultural education to review the flagged items. The review includes evaluating the item's vocabulary or use of numbers and symbols, the knowledge needed to correctly answer, how accessible the knowledge is to test takers, the cognitive processes required, and possible test taker misinterpretations that might occur because of differences in life experiences or opportunity to learn. To assist in this review, ACT has identified five questions for use in the item review:

Status: Are the members of a particular group shown in situations that do not involve authority or leadership?

Stereotype: Are the members of a particular group portrayed as uniformly having certain aptitudes, interests, occupations, or personality characteristics?

Familiarity: Is there greater opportunity on the part of one group to be acquainted with the vocabulary? Is there a greater chance that one group will have experienced the situation or have become acquainted with the processes presented by an item?

Offensive Choice of Words: Has a demeaning label been applied or has a male term been used where a neutral term could be substituted?

Other: Are there any other indications of bias?

After the review of each item, the evaluators recommend one of the following actions:

1. Maintain the item as it is currently constructed and continue to use.
2. Send the item back to the content team for revision; reviewer identifies what aspect of the item should be revised.
3. Remove the item from the item pool.

In the case of the decision to maintain the item as it is currently constructed, the evaluator is essentially stating that the item appears to be fair and the DIF flag was a statistical anomaly. In this case, when the item is used on the next occasion, DIF statistics are again generated. If on the second testing occasion, it is not flagged for DIF, it is assumed to be a fair item and is maintained for use on future forms. If on the second occasion, it is flagged for DIF, it is now assumed to be a biased item, and it is marked in the pool and should not be used.

DIF procedures are an effective method for assessing measurement invariance (Liu & Dorans, 2016). Measurement invariance presumes that an assessment is measuring the same construct for all examinees, regardless of group membership.

12.4.1 DIF Analysis Results from Workplace Documents Field Testing

During the second step in the field testing process, ACT administered the two forms of the Workplace Documents assessment to 2,266 field test participants. Forty testing sites in 22 states participated. Of the sites, 13 were high schools and 27 were adult testing centers. Approximately, 59% of the examinees were high school students and 41% were adults. Prior to administration, ACT required the field test participants to answer a series of questions related to their age, educational background, gender, and ethnicity. From the information the participants provided, ACT was able to conduct a series of

analyses to better understand the fairness of the forms and items. Table 12.3 presents the demographic characteristics by test form for the Workplace Documents assessment.

Table 12.3: Workplace Documents—Number and Percent of Field Test Participants by Demographic Group

Demographic Characteristic	Workplace Documents					
	Form WS1		Form WS2		Total	
	Number	Percent	Number	Percent	Number	Percent
Total Participants	1,136	49.0%	1,181	51.0%	2,317	100%
Men	504	44.4%	511	43.3%	1,015	43.8%
Women	596	52.5%	639	54.1%	1,235	53.3%
African American	197	17.3%	218	18.5%	415	17.9%
American Indian	24	2.1%	21	1.8%	45	1.9%
Asian American	9	0.8%	6	0.5%	15	0.6%
Hispanic	71	6.3%	81	6.9%	152	6.6%
Native HI/Pacific Islander	2	0.2%	1	0.1%	3	0.1%
Two or more ethnicities	93	8.2%	199	16.9%	292	12.6%
White non-Hispanic	691	60.8%	720	61.0%	1,411	60.9%
Prefer not to respond	49	4.3%	34	2.9%	83	3.6%

DIF analyses were generated for comparisons of Women and Men, and for comparisons of African-American and White, non-Hispanic examinees. (The number of Hispanic-American examinees in the field test sample was too small to conduct a DIF analysis.) For the two forms, consisting of 68 items, six items were flagged for C-Level DIF. The summary of the DIF analyses for the two forms are presented in Table 12.4.

Table 12.4: Identifications of C-Level DIF items on the two Workforce Documents Forms

Test	Form	# of Flagged Items	Favored Group
Workforce Documents	WS1	4	Women, African Americans, Whites
Workforce Documents	WS2	2	Men, Whites

The DIF analysis from the field study needs to be interpreted with caution. First, the sample sizes for African Americans for each form was small ($n = 207$ and $n = 225$). Due to the limited size of the samples, generalizing from the analysis could result in unwarranted interpretations. As a result, ACT will continue generating DIF analyses for test forms and will continue to update the technical manual as new data becomes available through the national and statewide testing programs. Because DIF methods require large sample sizes, for other demographic group comparisons, insufficient test sample sizes preclude ACT from conducting additional DIF analyses.

12.5 Fairness as Validity of Individual Score Interpretations

Fairness of individual score interpretations becomes an important consideration when an assessment score is used as part of a process for making high-stakes decisions. ACT concludes that when a WorkKeys score is used as part of the process to make a decision related to employment, it constitutes high-stakes test use. In these cases, federal rules and procedures should be followed by those using the WorkKeys scores in order for them to have valid, fair, and legal score interpretations.

Federal agencies responsible for enforcing civil rights legislation collectively published the *Uniform Guidelines on Employee Selection Procedures* (EEOC et al., 2000), which regulate how an assessment process may be used to assist in employment selection. If a selection procedure produces adverse impact for a protected group, the procedure should not be used unless the employer is able to demonstrate that the assessment measures skills that are job-related.

Adverse impact occurs when a seemingly neutral employment selection practice has a disproportionately negative effect on members of a protected group (Society for Human Resource Management [SHRM], 2015). Under applicable federal law, adverse impact does not require any intention on the part of the employer to discriminate. The EEOC has defined disproportionally negative effect using two different methods. The first method is frequently referred to as the 80% rule. Adverse impact occurs when the protected group is selected at a rate that is less than 80% of the reference group. The second method is referred to as the statistical significance test. This method attempts to answer the question is the difference in selection rates greater than that which would be expected by chance. It uses Fisher's Exact Test and interprets a difference of two standard deviations as indicating adverse impact.¹

When a selection process that uses assessment scores shows adverse impact, the burden of proof shifts to the employer. The employer must then demonstrate that the assessment measures job-related skills and is justified by business necessity. Business necessity requires that the employer demonstrate a clear relationship between the selection procedure and job requirements.

Differences in scores is not evidence of test bias. There are many reasons why such differences may exist with a cognitive ability test. Ultimately, a differential prediction study may be conducted to examine test bias and whether there are differences in the slope and intercept of regression equations used to predict an outcome (e.g., job performance, turnover) for demographic groups. This type of analysis can be conducted with applicants if they are later employed or by administering a test to incumbents and using extant data on outcomes to examine test bias. ACT is actively recruiting organizations to

participate in both validity and fairness studies to examine these issues. Further, organizations using WorkKeys should conduct a job analysis if they intend to use the Workplace Documents test scores as a part of their employment decision.

When the Workplace Documents assessment, or any WorkKeys assessment, is used for pre-employment screening or other employment decisions, employers should conduct a well-documented job analysis that provides appropriate evidence linking the skills required on the job with the skills measured in the assessment. When cutoff scores are used to assist in decision making, they should be established at appropriate levels, and the process for identifying the levels should be clearly documented (AERA et al., 2014; SIOP, 2003).

The *Uniform Guidelines* along with the *Standards* recognize the use of job analysis coupled with a content evaluation as a means of validating the selection process. ACT developed its Job Profiling process to meet the validation requirements of the *Uniform Guidelines*. Table 12.5 describes the validation requirements of the *Uniform Guidelines* and how ACT's Job Profiling process meets the requirements.

Table 12.5: Comparing the Requirements of the *Uniform Guidelines* to the ACT WorkKeys Job Profiling Procedure

<i>Uniform Guidelines</i> Requirement	WorkKeys Job Profiling Procedure
A job analysis that generates descriptions of job behaviors, descriptions of tasks, and measures of their criticality	SMEs (Subject Matter Experts participating in the job profiling procedure) establish a list that describes behaviors and tasks with tasks from O*NET API in SkillPro software and customize using information gained from company materials, interviews, and job shadowing. Then, SMEs rate each task for importance and the SkillPro software averages their ratings in order to yield a list of tasks in order of importance.
Demonstrate that the test is related to the described job behaviors and tasks	ACT job profilers report the percentage of important tasks that require the skill (average SME importance ratings of 2.5 or above on a 0 to 5 scale).
Definition of skills in terms of observable work outcomes	Each WorkKeys skill and skill level is defined with specific criteria and is illustrated with multiple workplace examples. SMEs link these definitions to job behaviors and tasks.
Explanation of how the skills are used to perform the tasks or behaviors	SMEs identify important tasks that require the skill under review. SMEs link specific tasks to a skill level and say how the level is used for the tasks.
No decisions can be made based on knowledge, skills, and abilities that can be learned quickly on the job or in training	SMEs identify the skill level required for job entry. New hires should enter the job with this level, not learn it on the job.
Applicants can be assessed on skills for higher-level jobs only if new hires may advance quickly to the higher-level jobs	SMEs identify the skill level required for performing the job on the first day. In addition, they may set a higher skill level for performing the job effective after training.
The rationale for setting the cutoff score must be provided	SMEs identify cutoff skill levels by describing job tasks and linking skill level descriptions and sample items to cutoff levels.
Cutoff scores are to be consistent with normal expectations of workers	SMEs identify the cutoff skill levels based on the normal requirements of the job; not on unusual situations, desired capabilities, or beliefs regarding their own skill levels.
Scores are interpreted as pass/fail only; they must not be interpreted as rank ordering of test takers	WorkKeys scores show that test takers either have the required skill levels or they do not have them. It is not appropriate to rank order test takers based on their level scores.
Documentation regarding the validation process is maintained	ACT Job Profilers present a full report documenting content-related validity evidence, and retain all related worksheets and computer records.

Anytime an employer wants to use a WorkKeys assessment as part of the selection process, ACT recommends that the employer utilize the Job Profiling process to assist in determining both the requisite skills and levels for the job. In utilizing Job Profiling, the employer is making the most efficient use of

the WorkKeys assessment suite. Further, the employer is also providing job applicants a fair method of selection consistent with the *Uniform Guidelines*.

Note

1. In its commitment to fairness in assessment practices, ACT continually monitors examinee scores by group membership. With the recent launch of the updated assessments, ACT currently does not have sufficient volumes of examinee scores to conduct an analysis by group membership. As the updated assessments are administered to more examinees, ACT plans to analyze and publish score distributions for gender and ethnic groups. ACT plans to publish a revision to the technical manual (specifically adding score distributions by groups to Chapter 12) in the next six to twelve months.

Chapter 13

Defining Readiness for Work and Careers

There are many dimensions along which an individual needs to develop to be prepared for success throughout a lifetime. The path to success becomes more complex as individuals leave formal education systems and enter the workforce, where they must apply their knowledge and skills to demonstrate performance. College readiness, which is defined as having the skills and achievement levels needed to succeed in first-year, credit-bearing courses without remediation, is necessary for college success. On the other hand, core academic skills are necessary but not sufficient for college, career, and workplace success (Mattern, Burrus, Camara, O’Conner, Hanson, Grambrell, Casillas, & Bobek, 2014). A more holistic approach is needed to assess readiness across various transition points along the education and career continuum.

Readiness is applicable along a continuum, starting with a general or global standard for the typical level of skills needed for most jobs in the economy, to skill levels needed to be successful in a career pathway or for specific occupations. Career readiness is defined as having the Knowledge, Skills, Abilities, and Other characteristics (KSAOs) needed and the levels of those KSAOs needed to be successful in a typical job in a typical organization. Within the context of career readiness, foundational skills are the fundamental, portable skills that are critical to training and workplace success (Symonds, 2011). These skills are fundamental in that they serve as a basis—the foundation—for supporting more advanced skill development. And they are portable because, rather than being job specific, they can be applied at some level across a wide variety of occupations or within a career pathway. Readiness for a career pathway requires individuals to have the KSAOs and levels of KSAOs to be successful in a typical job within a career pathway.

In contrast to career readiness, a “work ready” individual possesses the KSAOs needed to be minimally qualified for a specific occupation as determined through a job analysis or occupational profile (ACT, 2013a). The skills needed for work readiness (a) are both foundational and occupation specific, (b) vary in both importance and level for different occupations, and (c) depend on the critical tasks identified via a job analysis or an occupational profile. Work readiness skills include foundational cognitive skills such as reading required for the workplace, applied mathematics, graphic literacy, problem solving, and critical thinking.

13.1 Work and Career Readiness Standards and Benchmarks

ACT® Work Readiness Standards and Benchmarks are precise descriptions of the knowledge and combination of skills that individuals need to be minimally qualified for a target occupation. These standards and benchmarks are determined by the level of skills profiled for a national representative sample of jobs in a given occupation (ACT, 2013a). While work readiness standards establish the mix of skills and range of levels reported by employers (i.e., minimum and maximum) for specific occupations, work readiness benchmarks are considered to be a target skill level (i.e., median) that an individual should aim for in order to be considered work ready for that occupation. The standards and benchmarks ensure that current and prospective employees' skills are aligned with employer skill requirements. They also ensure that individuals develop the foundational and job-specific skills necessary to be successful throughout a lifetime. ACT Career Readiness Standards and Benchmarks apply a similar methodology used to determine work readiness by providing individuals with a snapshot of skill requirements for different career pathways (LeFebvre, 2015). Figure 1 provides a summary of the work and career readiness definitions and corresponding examples of use cases.

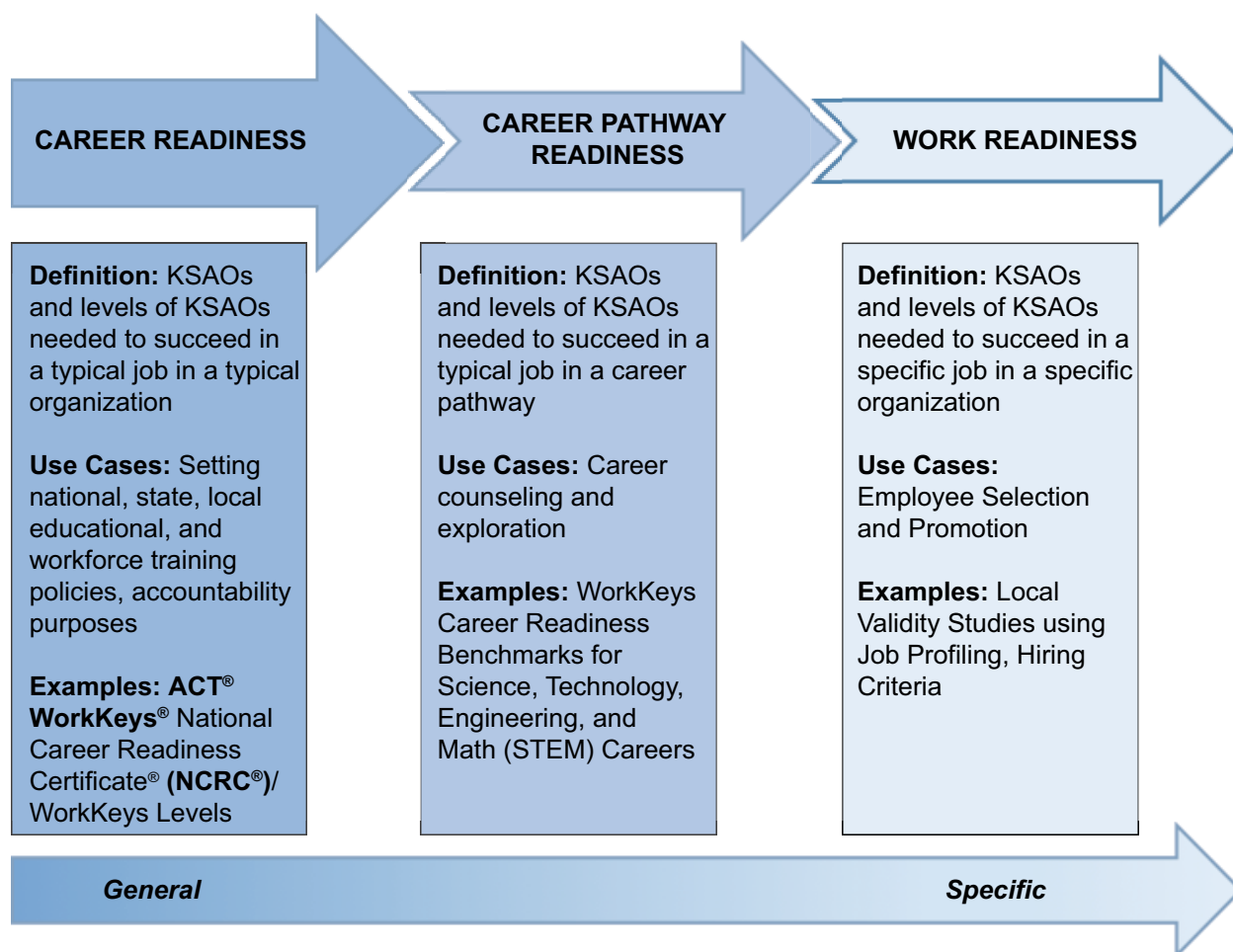


Figure 13.1: Summary of Work and Career Readiness

Hierarchical Education and Workforce Readiness Framework. From *The development of an empirical framework linking college readiness and career readiness* by M. LeFebvre and K. Mattern, in press, Iowa City, IA: ACT, Inc.

13.2 Using WorkKeys Assessments for Career and Work Readiness

The ACT[®] WorkKeys[®] Assessments can be used with ACT[®] WorkKeys[®] Job Profiling and the WorkKeys NCRC as a comprehensive system to support skill training and development, personnel selection, career planning, workforce and economic development, and accountability. While career and work readiness are closely related, the type of use determines whether specific WorkKeys Assessment scores or the WorkKeys NCRC is an appropriate measure for readiness. The following section provides a summary of the different uses of the WorkKeys Assessments and the WorkKeys NCRC.

13.2.1 Personnel Selection and Development

WorkKeys Assessments can be used for (a) pre-employment screening to identify individuals who have achieved levels of proficiency needed for a target job, (b) pre-employment screening to identify less desirable candidates based on behaviors associated with job performance, (c) employee development, and (d) developing the appropriate level of fit with occupations in terms of interests (LeFebvre, 2016).

When WorkKeys Assessments are used for pre-employment screening or other high-stakes employment decisions, employers should demonstrate that the knowledge and skills in the pre-employment measure are linked to work behaviors and job tasks either through job profiling or through research that links the assessment to job performance. When WorkKeys Assessments are used for employee development or the assessment of readiness for individuals or groups, criteria other than job performance may be more relevant (e.g., individual earnings, employment, or training completion). The WorkKeys Assessments should be used in combination with additional measures (e.g., tests, interviews, or other selection procedures) that the employer deems appropriate and relevant for pre-employment selection and other employment decisions.

13.2.2 Workforce and Economic Development

The WorkKeys Assessments and the WorkKeys NCRC are widely used in workforce and economic development programs. For example, the WorkKeys Assessments and the WorkKeys NCRC can be used by (a) an employer who uses the WorkKeys Assessments or the WorkKeys NCRC and other criteria to identify a qualified pool of applicants and requires a specific level of WorkKeys NCRC or WorkKeys scores, (b) an employer who uses the WorkKeys NCRC to make employment decisions and does not require a specific level, (c) states, communities, and schools that use the WorkKeys NCRC to document an individual's level of essential work readiness skills, and (d) states, communities, or schools that use the WorkKeys NCRC to document the aggregate career readiness of a community, region, or state.

ACT® Work Ready Communities (WRC) are an approach for workforce and economic developers to certify that their community has a qualified workforce to support industry demand. This approach uses WorkKeys Assessments and the WorkKeys NCRC to measure foundational workplace skills with goals established for the current, emerging, and transitioning workforce. In order to be certified as a Work Ready Community, states and their counties establish goals based on the Work Ready Communities common criteria. The criteria are evaluated using the WorkKeys NCRC levels obtained across various subpopulations of the workforce (ACT, 2015). Skill gaps across various sectors of the workforce can be identified and addressed by state or local community policies and programs.

13.2.3 Accountability

State accountability systems, such as Career and Technical Education programs, have incorporated WorkKeys Assessments and the WorkKeys NCRC as a measure of employability skills or career readiness (Center on Education Policy, 2013). The WorkKeys NCRC is typically used in conjunction with other technical skills assessments such as industry-based certificates or licensing exams as part of a stackable credentialing system (ACT, 2013b). Some states also report using WorkKeys Assessment results as a requirement for graduation, for receipt of a career/technical diploma, endorsement on a standard diploma, or for scholarship eligibility.

References

- ACT. (2008). *WorkKeys Reading for Information technical manual*. Iowa City, IA: Author.
- ACT. (2011). *A better measure of skills gaps: Utilizing ACT skill profile and assessment data for strategic skill research*. Retrieved from <https://www.act.org/content/dam/act/unsecured/documents/abettermeasure.pdf>
- ACT. (2013a). *Work readiness standards and benchmarks: The key to differentiating America's workforce and regaining global competitiveness*. Iowa City, IA: Author.
- ACT. (2013b). *Skills credentials aid displaced manufacturing workers in Ohio: Case study*. Iowa City, IA: Author.
- ACT. (2014). *Foundational skills: What makes a skill "foundational"?* Retrieved from <https://www.act.org/content/act/en/search.html?searchkey=what%20makes%20a%20foundational%20skill&submit=Search>.
- ACT. (2015). *ACT Work Ready Communities: Common criteria*. Iowa City, IA: Author.
- Allen, M. J., & Yen, W. M. (2002). *Introduction to measurement theory*. Long Grove, IL: Waveland Press.
- Allen, N. L., Carlson, J. E., & Zelenak, C.A. (1999). *The NAEP 1996 Technical Report*. Washington, DC: National Center for Education Statistics.
- American Educational Research Association (AERA), American Psychological Association (APA), & National Council for Measurement in Education (NCME). (2014). *Standards for educational and psychological testing*. Washington, DC: AERA Publications.
- Association for Career and Technical Education (ACTE). (2010). *What is "career ready"?* Retrieved from <https://www.acteonline.org/WorkArea/DownloadAsset.aspx?id=2114>
- Autor, D. H. (2015). Skills, education, and the rise of earnings inequality among the "other 99 Percent." *Science*, 344, 843–851.
- Autor, D. H., Levy, F., & Murnane, R. (2003). The skill content of recent technological change: An empirical exploration. *The Quarterly Journal of Economics*, 118(4), 1279–1333.
- Ban, J., & Lee, W. (2007). *Defining a score scale in relation to measurement error for mixed format tests*. (CASMA Research Report No. 24). Iowa City, IA: University of Iowa.

- Bessen, J. (2014). Employers are not just whining—the “skills gap” is real. *Harvard Business Review*, August 25, 2014. Retrieved from <https://hbr.org/2014/08/employers-arent-just-whining-the-skills-gap-is-real/>
- Binkley, M., Erstad, O., Herman, J., Raizen, S., Ripley, M., Miller-Ricci, M., & Rumble, M. (2012). Defining twenty-first century skills. In P. Griffin, B. McGaw, & E. Care (Eds.), *Assessment and teaching of 21st century skills* (pp. 17–66). New York, NY: Springer.
- Brennan, R. L. (2001). *Generalizability theory*. New York, NY: Springer-Verlag.
- Camara, W., O'Connor, R., Mattern, K., & Hanson, M. A. (2015). *Beyond academics: A holistic framework for enhancing education and workplace success*. (ACT Research Report Series 2015-4). Retrieved from http://www.act.org/content/dam/act/unsecured/documents/ACT_RR2015-4.pdf.
- Cappelli, P. (2012). *Why good people can't get jobs: The skills gap and what companies can do about it*. Philadelphia, PA: Wharton Digital Press.
- Carnevale, A. P., & Desrochers, D. M. (2003). *Connecting education standards and employment: Course-taking patterns of young workers*. Washington, DC: The American Diploma Project.
- Cascio, W. F. (1982). *Applied psychology in personnel management* (2nd ed.). Reston, VA: Reston Publishing.
- Center for Applied Special Technologies (CAST). (2011). *Universal design for learning guidelines version 2.0*. Wakefield, MA: Author. Retrieved from www.udlcenter.org/aboutudl/udlguidelines
- Center on Education Policy. (2013, October). *Career readiness across the states: A summary of survey findings*. Washington, DC: Georgetown University.
- Chinn, D. (2017). *The definition of workplace skills*. Retrieved from http://www.ehow.com/info_7786830_definition-workplace-skills.html.
- Crick, J. E., & Brennan, R. L. (2001). *GENOVA A general purpose analysis of variance system version 3.1*. A Fortran 77 program for analysis of variance and generalizability analyses with balanced designs.
- Cronbach, L. J. (1951). Coefficient alpha and the internal structure of tests. *Psychometrika*, 16(3), 297–334.
- Cronbach, L. J. (1988). Five perspectives on validity argument. In H. Wainer & H. Braun (Eds.), *Test validity* (pp. 3–17). Hillsdale, NJ: Lawrence Erlbaum.
- Cronbach, L. J., Gleser, G. C., Nanda, H. I., & Rajaratnam, N. (1972). *The dependability of behavioral measurement: Theory of generalizability of scores and profiles*. New York, NY: Wiley.
- Dorans, N. J., & Holland, P. W. (1993). DIF detection and description: Mantel-Haenszel and Standardization. In P. W. Holland & H. Wainer (Eds.), *Differential item functioning* (pp. 35–66). Hillsdale, NJ: Erlbaum.
- Dunnette, M. D., & Hough, L. M. (Eds.). (1990). *Handbook of industrial and organizational psychology* (2nd ed., Vol. 1). Palo Alto, CA: Consulting Psychologists Press.

- Equal Employment Opportunity Commission (EEOC), Civil Service Commission, Department of Labor, & Department of Justice. (2000, revised). *Uniform Guidelines on Employee Selection Procedures (1978)*. Federal Register 43, 38290-38315 (August 25, 1978). Codified in 29 CFR 1607.
- Fedorchak, G. (2013). *Access by design—Implications for equity and excellence in education*. Internal whitepaper prepared on behalf of the NH Department of Education for the Smarter Balanced Assessment Consortium. (Internal Document—no public link).
- Ghiselli, E. E. (1966). *The validity of occupational aptitude tests*. New York, NY: Wiley.
- Goldin, C., & Katz, L. F. (2008). *The race between education and technology*. Cambridge, MA: The Belknap Press of Harvard University.
- Greene, B. B. (2008). *Perceptions of the effects of the WorkKeys system in North Carolina*. (Doctoral dissertation, Western Carolina University). Retrieved from ProQuest.
- Griffin, P., Care, E., & McGaw, B. (2012). The changing role of education and schools. In P. Griffin, B. McGaw, & E. Care (Eds.), *Assessment and teaching of 21st century skills* (pp. 1–15). New York, NY: Springer.
- Hambleton, R. K., & Swaminathan, H. (1985). *Item Response Theory: Principles and applications*. Boston, MA: Kluwever-Nijhoff.
- Hatcher, L. (1994). *A step-by-step approach to using the SAS system for factor analysis and structural equation modeling*. Cary, NC: SAS Institute Inc.
- Hattie, J. (1985). Methodology review: Assessing unidimensionality of tests and items. *Applied Psychological Measurement*, 9(2), 139–164.
- Hendrick, R. Z., & Raspiller, E. E. (2011). Predicting employee retention through pre-employment assessment. *Community College Journal of Research and Practice*, 35, 895–908.
- Holland, P. W. (2007). A framework and history for score linking. In N. J. Dorans, M. Pommerich, & P. W. Holland (Eds.), *Linking and aligning scores and scales* (p. 5–30). New York, NY: Springer Science and Business Media.
- Holland, P. W., & Wainer, H. (Eds.). (1993). *Differential item functioning*. Hillsdale, NJ: Erlbaum.
- Human Resources and Skills Development Canada. (2004). *Comparing classroom and workplace reading*. Unpublished Manuscript.
- Hunter, J. E. (1980). *Validity generalization for 12,000 jobs: An application of synthetic validity and validity generalization to the General Aptitude Test Battery (GATB)*. Washington, DC: U.S. Department of Labor.
- Hunter, J. E., Schmidt, F. L., & Judiesch, M. K. (1990). Individual differences in output variability as a function of job complexity. *Journal of Applied Psychology*, 75, 28–42.
- Infosys (2016). *Amplifying human potential. Education and skills for the Fourth Industrial Revolution*. Retrieved from <http://www.experienceinfosys.com/humanpotential>.
- International Organization for Standardization. (2017). *ISO/IEC 27000 family-information security management systems*. Retrieved from <https://www.iso.org/isoiec-27001-information-security.html>.
- Johannesson, P., & Perjons, E. (2014). *An introduction to design science*. Cham, Switzerland: Springer International Publishing.

- Johnson, J. S., Yamashiro, A., & Yu, J. (2003). *ECPC annual report: 2002*. Ann Arbor, MI: English Language Institute, University of Michigan.
- Kane, M. T. (2006). Validation. In R. Brennan (Ed.), *Educational measurement* (4th ed., pp. 17–64). Westport, CT: American Council on Education and Praeger.
- Kane, M. T. (2013). Validating the interpretations and uses of test scores. *Journal of Educational Measurement*, 50 (1), 1–73.
- Kirsch, I., Braun, H., Yamamoto, K., & Sum, A. (2007). *America's perfect storm: Three forces changing our nation's future*. (Educational Testing Service Research Paper). Princeton, NJ: Educational Testing Service.
- Kolen, M. J. (1988). Defining score scales in relation to measurement error. *Journal of Educational Measurement*, 25, 97–110.
- Kolen, M. J., & Brennan, R. L. (2014). *Test equating, scaling, and linking: Methods and practices* (3rd ed.). New York, NY: Springer Science and Business Media.
- Kolen, M. J., Hanson, B. A., & Brennan, R. L. (1992). Conditional standard errors of measurement for scale scores. *Journal of Educational Measurement*, 29, 285–307.
- Krugman, P. (2014). Jobs and skills and zombies. *New York Times*, March 30, 2014. Retrieved from http://www.nytimes.com/2014/03/31/opinion/krugman-jobs-and-skills-and-zombies.html?_r=2
- LeFebvre, M. (2015). *Career readiness in the United States, 2015*. Iowa City, IA: ACT, Inc.
- LeFebvre, M. (2016). *A summary of ACT WorkKeys validation research*. Iowa City, IA: ACT, Inc.
- LeFebvre, M., & Mattern, K. (in press). *The development of an empirical framework for linking college readiness and career readiness*. Iowa City, IA: ACT, Inc.
- Lewis, D. M., Mitzel, H. C., & Green, D. R. (1996, June). Standard setting: A Bookmark approach. In D. R. Green (Chair), *IRT-based standard setting procedures utilizing behavioral anchoring*. Symposium conducted at the Council of Chief State School Officers National Conference on Large-scale Assessment, Phoenix, AZ.
- Lewis, D. M., Mitzel, H. C., Mercado, R. L., & Schulz, E. M. (2012). The bookmark standard setting procedure. In G. J. Cizek (Ed.), *Setting performance standards: Foundations, methods, and innovations* (2nd Edition) (pp. 225–253). New York, NY: Routledge.
- Linn, R. L. (1993). Linking results in distinct assessments. *Applied Measurement in Education*, 6, 83–102.
- Liu, J., & Dorans, N. J. (2016). Fairness in score interpretation. In N. J. Dorans & L. L. Cook (Eds.), *Fairness in educational assessment and measurement* (pp. 77–96). New York, NY: Routledge.
- Lord, F. M. (1980). *Applications of item response theory to practical testing problems*. Hillsdale, NJ: Erlbaum.
- Lord, F. M., & Wingersky, M. S. (1984). Comparison of IRT true-score and equipercentile observed-score “equatings.” *Applied Psychological Measurement*, 8, 452–461.
- ManpowerGroup® (2015). *Talent shortage survey 2015*. Retrieved from www.manpowergroup.com/talent-shortage-2015
- Masters, G. N., Adams, R., & Lokan, J. (1994). Mapping student achievement. *International Journal of Educational Research*, 21, 595–609.

- Mattern, K., Burrus, J., Camara, W., O’Conner, R., Hanson, M., Gambrell, J., Casillas, A., & Bobek, B. (2014). *Broadening the definition of college and career readiness: A holistic approach*. Iowa City, IA: ACT, Inc.
- Mayo, M. J. (2012). *Evaluation metrics, New Options New Mexico, 2011–2012*. Unpublished report, Albuquerque, NM.
- Messick, S. (1989). Validity. In R. L. Linn (Ed.), *Educational measurement* (3rd ed., pp. 13–103). New York, NY: American Council on Education and Macmillan.
- Mislevy, R. (1992). *Linking educational assessments: Concepts, issues, methods, and prospects*. Princeton, NJ: Educational Testing Service.
- Mislevy, R. (2006). Cognitive psychology and educational assessment. In R. Brennan (Ed.), *Educational measurement* (4th ed., pp. 257–305). Westport, CT: American Council on Education and Praeger.
- Mislevy, R. J., Almond, R. G., & Lukas J. (2004). *A brief introduction to evidence-centered design (CSE Report 632)*. Los Angeles, CA: University of California-Los Angeles, National Center for Research on Evaluation, Standards, and Student Testing. Retrieved from <https://www.yumpu.com/en/document/view/40872213/a-brief-introduction-to-evidence-centered-design-cse-report-632->
- Mislevy, R. J., & Haertel, G. (2006). Implications for evidence-centered design for educational assessment. *Educational Measurement: Issues and Practice*, 25(4), 6–20.
- Mislevy, R. J., Steinberg, L. S., & Almond, R. G. (1999). *Evidence-centered assessment design*. Princeton, NJ: Educational Testing Service.
- Mroch, A. A., Li, D., & Thompson, T. D. (2015). *A framework for evaluating score comparability*. Presented at the annual meeting of National Council on Measurement in Education, Chicago, IL.
- National Institute of Standards and Technology. (2017). *Computer security division computer security resource center*. Retrieved from <http://csrc.nist.gov/publications/PubsSPs.html>
- National Network of Business and Industry Associations (NNBIA). (2014). *A foundation for success in the workplace: The skills all employees need, no matter where they work*. Retrieved from <http://nationalnetwork.org/resources/common-employability-skills-3/>.
- Organization of Economic Cooperation and Development (OECD). (2009). *PIAAC literacy: A conceptual framework*. Organization for Economic Cooperation and Development. Education Working Papers, No. 34. Retrieved from <http://dx.doi.org/10.1787/220348414075>
- Organization of Economic Cooperation and Development (OECD) (2016). *The survey of adult skills: Reader’s companion, second edition*. Retrieved from <http://www.oecd.org/publications/the-survey-of-adult-skills-9789264258075-en.htm>.
- Reckase, M. D. (1979). Unifactor latent trait models applied to multifactor tests: Results and implications. *Journal of Educational Statistics*, 4(3), 207–230.
- Sabatini, J. (2015). *Understanding the basic reading skills of U.S. adults: Reading components in the PIAAC literacy survey*. Educational Testing Service Research Report. Princeton, NJ: ETS.
- Sackett, P. R., Borneman, M. J., & Connelly, B. S. (2008). High stakes testing in higher education and employment. *American Psychologist*, 63, 215–227.

- Schmidt, F. L., & Hunter, J. E. (1977). Development of a general solution to the problem of validity generalization. *Journal of Applied Psychology, 62*, 529–540.
- Schmidt, F. L., & Hunter, J. E. (1998). The validity and utility of selection methods in personnel psychology: Practical and theoretical implications of 85 years of research findings. *Psychological Bulletin, 124*, 262–274.
- Schmidt, F. L., Hunter, J. E., Pearlman, K., & Shane, G. S. (1979). Further tests of the Schmidt-Hunter Bayesian validity generalization procedure. *Personnel Psychology, 32*, 257–281.
- Schmidt, F. L., Oh, I. S., & Shaffer, J. A. (2016). *The validity and utility of selection methods in personnel psychology: Practical and theoretical implications of 100 years of research findings* (working paper). Retrieved from https://papers.ssrn.com/sol3/papers.cfm?abstract_id=2853669.
- Schmidt, F. L., & Sharf, J. C. (2010). *Review of ACT's WorkKeys program relative to the Uniform Guidelines and more current professional standards*. Unpublished report, Iowa City, IA.
- Schultz, D., & Stern, S. (2015). *How do WorkKeys assessments affect college and career readiness perspectives of Alaska high school students?* Anchorage, AK: UAA Center for Alaska Education Policy Research: University of Alaska Anchorage.
- Schulz, E. M., Kolen, M. J., & Nicewander, W. A. (1997). A study of modified-Guttman and scale scores using IRT. *Journal of Educational Measurement, 33*, 129–140.
- Schulz, E. M., Kolen, M. J., & Nicewander, W. A. (1999). A rationale for defining achievement levels using IRT-estimated domain scores. *Applied Psychological Measurement, 23*, 347–362.
- Schulz, E. M., & Mitzel, H. C. (2005, April). *The Mapmark standard setting method*. Paper presented at the annual meeting of the National Council on Measurement and Education, Montreal, Canada.
- Schulz, E. M., & Mitzel, H. C. (2005). *The mapmark standard setting method*. Portions of this research paper have been presented to the National Assessment Governing Board for the National Assessment of Educational Progress. ERIC Number: ED490643.
- Shepard, L. A., Camilli, G., & Williams, D. M. (1985). Validity of approximation techniques for detecting item bias. *Journal of Educational Measurement, 22*, 77–105.
- Smith, M. C., Mikulecky, L., Kibby, M. W., Dreher, M. J., & Dole, J. A. (2000). What will be the demands of literacy in the workplace in the next millennium? *Reading Research Quarterly, 35* (3), 378–383.
- Society for Human Resource Management (SHRM) (2010). *Critical employee skills for the changing workforce*. Retrieved from <https://www.shrm.org/search/pages/default.aspx?k=Critical%20employee%20skills%20for%20the%20changing%20workforce&filters=site:www.shrm.org/hr-today/public-policy>.
- Society for Human Relations Management (SHRM). (2015). *Avoiding adverse impact in employment practices*. Retrieved from <https://www.shrm.org/resourcesandtools/tools-and-samples/toolkits/pages/avoidingadverseimpact.aspx>.
- Society for Industrial and Organizational Psychology. (2003). *Principles for the validation and use of personnel selection procedures* (4th ed). Bowling Green, OH: Author.
- Stocking, M. L. & Lord, F. M. (1983). Developing a common metric in item response theory. *Applied Psychological Measure, 7*, 201–210.

- Stone, E. A., & Cook, L. L. (2016). Testing individuals in special populations. In N. J. Dorans & L. L. Cook (Eds.), *Fairness in educational assessment and measurement* (pp. 135–156). New York: Routledge.
- Subkoviak, M. J. (1984). Estimating the reliability of mastery-nonmastery classifications. In R. A. Berk (Ed.), *A guide to criterion-referenced test construction* (pp. 267–290). Baltimore: The Johns Hopkins University Press.
- Symonds, W. (2011). *Pathways to prosperity*. Cambridge, MA: Harvard Graduate School of Education.
- U.S. Bureau of Labor Statistics. (2013). *Occupational employment projections to 2022*. Retrieved from <https://www.bls.gov/opub/mlr/2013/article/overview-of-projections-to-2022.htm>.
- Van Aken, J. E. & Romme, G. L. (2012). A design science approach to evidence-based management. In *The Oxford handbook of evidence-based management* (D. M. Rousseau, Ed.). pp. 140–184. Oxford, England: Oxford University Press.
- Wollack, J. A., & Case, S. A. (2016). Maintaining fairness through test administration. In N. J. Dorans & L. L. Cook (Eds.), *Fairness in educational assessment and measurement* (pp. 33–53). New York, NY: Routledge.
- Yen, W. M. (1984). Effects of local item dependence on the fit and equating performance of the three parameter logistic model. *Applied Psychological Measurement*, 8, 125–145.

