



## STUDENT SERVICES REVIEW **LIMESTONE COUNTY**

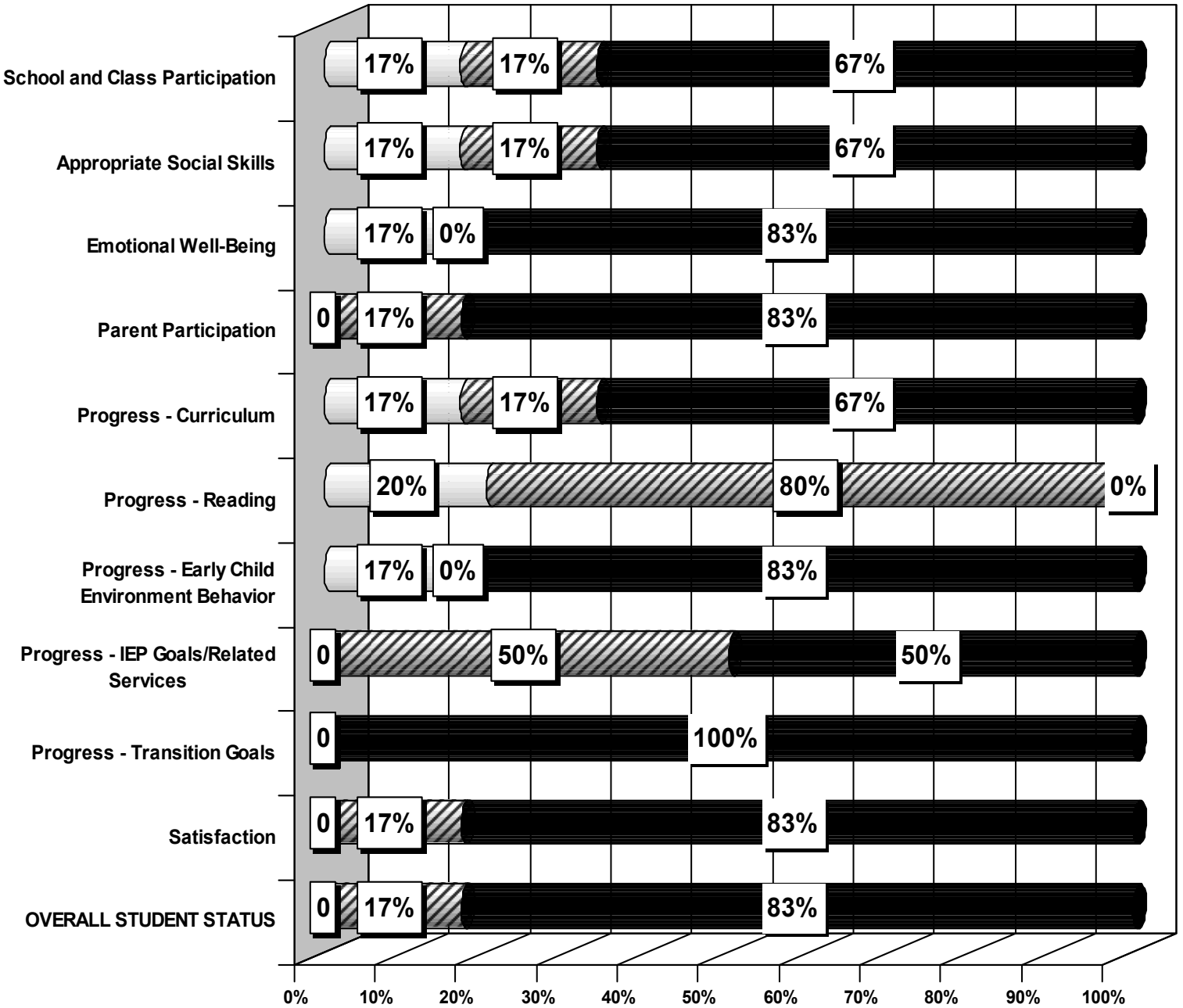
Monitoring Dates: October 30 – November 2, 2017

For more information contact:  
Special Education Services at 334-242-8114 or [speced@alsde.edu](mailto:speced@alsde.edu)

# Limestone County

## Current Student Status

### Aggregate Data N=6

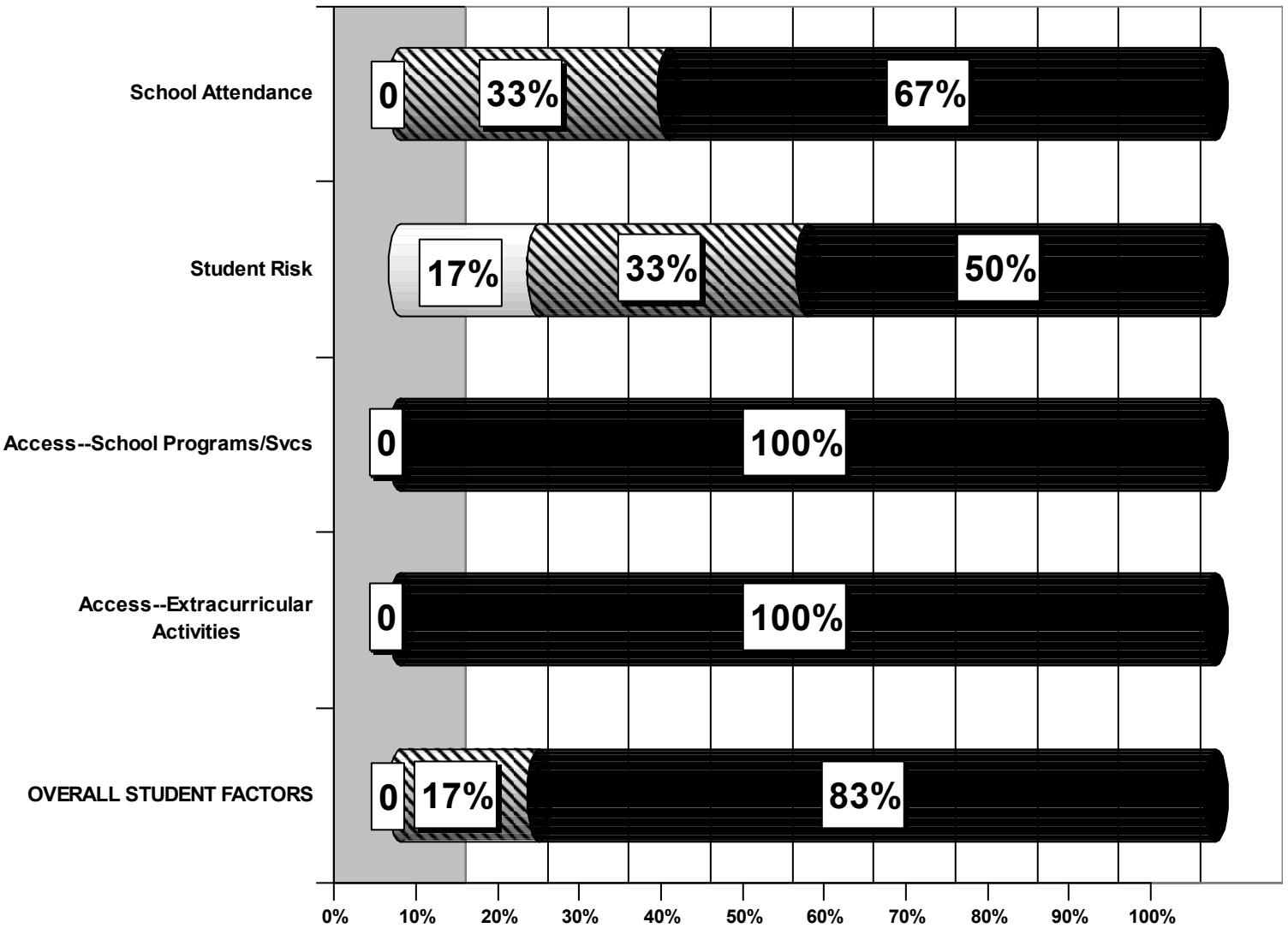


**Improvement Zone**
 **Refinement Zone**
 **Maintenance Zone**

**Note:**  
 Progress--Transition Goals applicable to 2 students  
 Progress--Reading applicable to 5 students

# Limestone County

## Student Factors Aggregate Data N=6



□ Improvement Zone

▨ Refinement Zone

■ Maintenance Zone

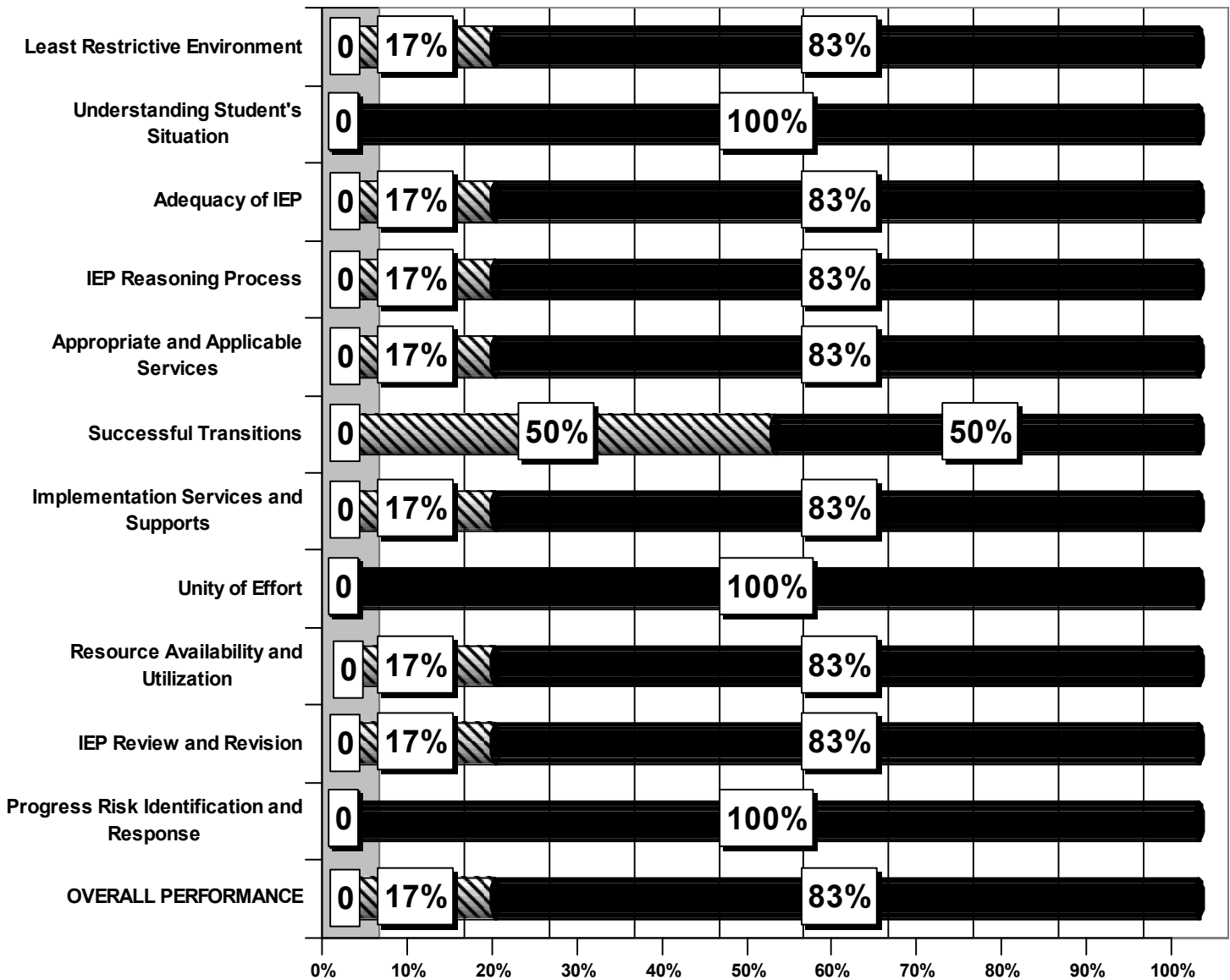
**Note:**

Access--Extracurricular Activities applicable to 3 students

# Limestone County

## Current System Performance

### Aggregate Data N=6



**Note:**

Successful Transition applicable to 2 students

Progress--Risk Identification and Response applicable to 4 students

# Case Review Outcome Categories

## Limestone County Status of the Student in Individual Cases

	Favorable Status	Unfavorable Status	
Acceptable System Performance	<p><b>Outcome 1:</b></p> <p>Good status for the student ongoing services acceptable</p> <p><b>100% (6 cases)</b></p>	<p><b>Outcome 2:</b></p> <p>Poor status for the student ongoing services minimally acceptable but limited in reach or efficiency.</p> <p><b>_% (_case)</b></p>	<b>100%</b>
Unacceptable System Performance	<p><b>Outcome 3:</b></p> <p>Good status for the student ongoing services mixed or unacceptable.</p> <p><b>_% (_case)</b></p>	<p><b>Outcome 4:</b></p> <p>Poor status for the student ongoing services unacceptable</p> <p><b>_% (_case)</b></p>	<b>_%</b>
	<b>100%</b>	<b>_%</b>	

**Aggregate Data N=6**

**Acceptability of Service System Performance in Individual Cases**