



## STUDENT SERVICES REVIEW **OZARK CITY**

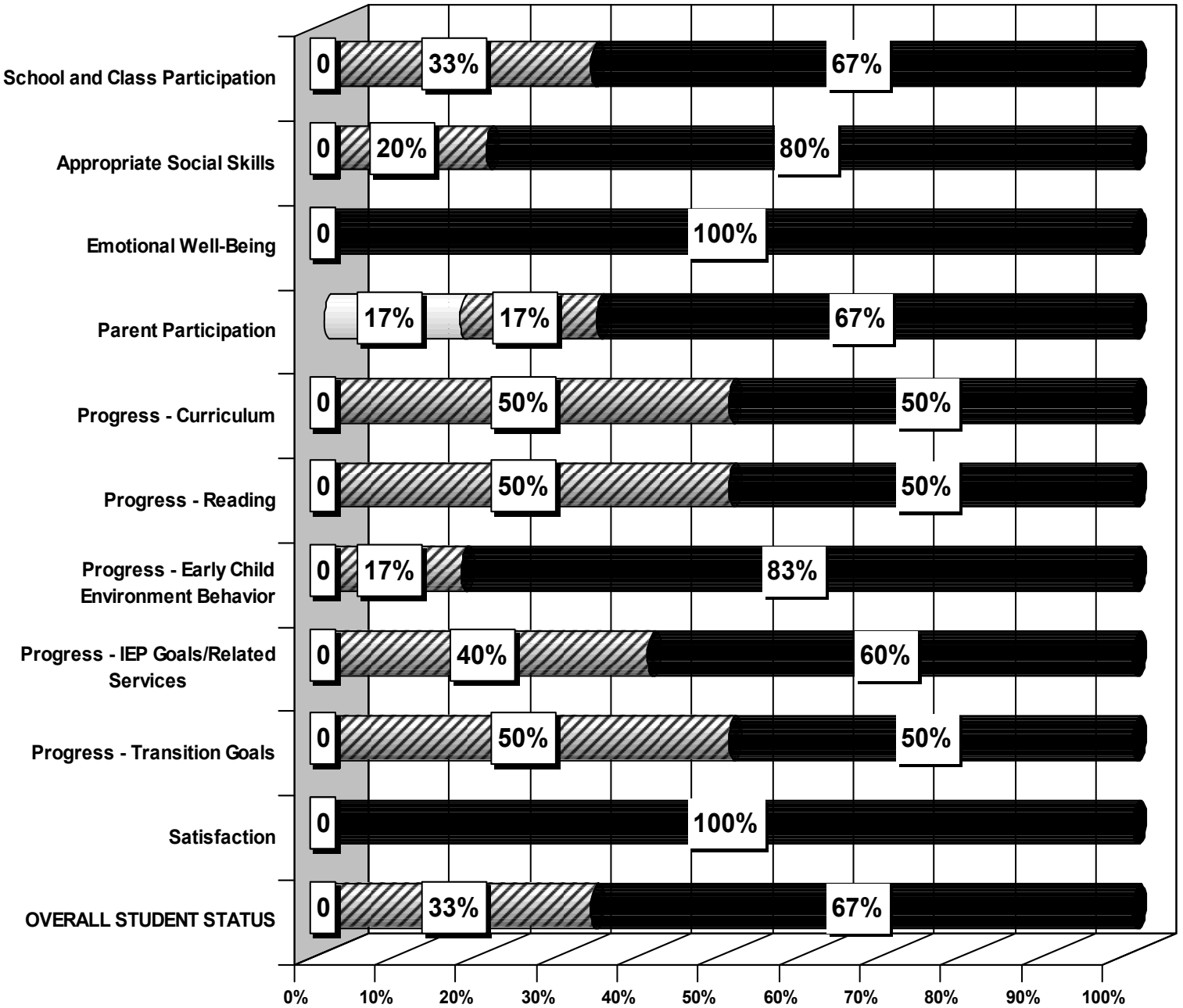
Monitoring Dates: October 16-19, 2017

For more information contact:  
Special Education Services at 334-242-8114 or [speced@alsde.edu](mailto:speced@alsde.edu)

# Ozark City

## Current Student Status

### Aggregate Data N=6



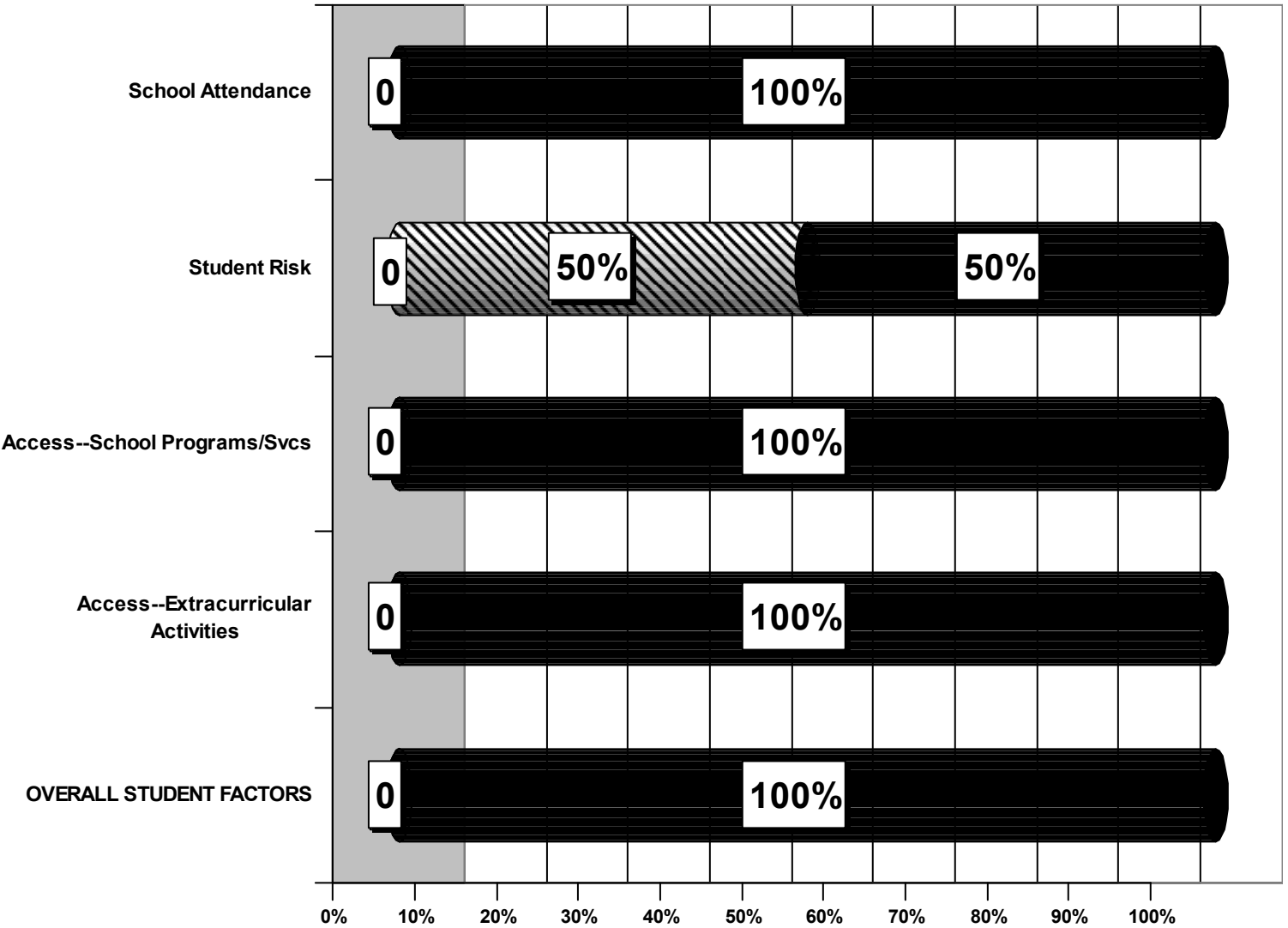
**Improvement Zone**

**Refinement Zone**

**Maintenance Zone**

**Note:**  
 Appropriate Social Skills applicable to 5 students  
 Emotional Well Being applicable to 5 students  
 Progress--IEP Goals/Related Services applicable to 5 students  
 Progress--Transition Goals applicable to 2 students  
 Satisfaction applicable to 5 students

# Ozark City Student Factors Aggregate Data N=6



**Improvement Zone**

**Refinement Zone**

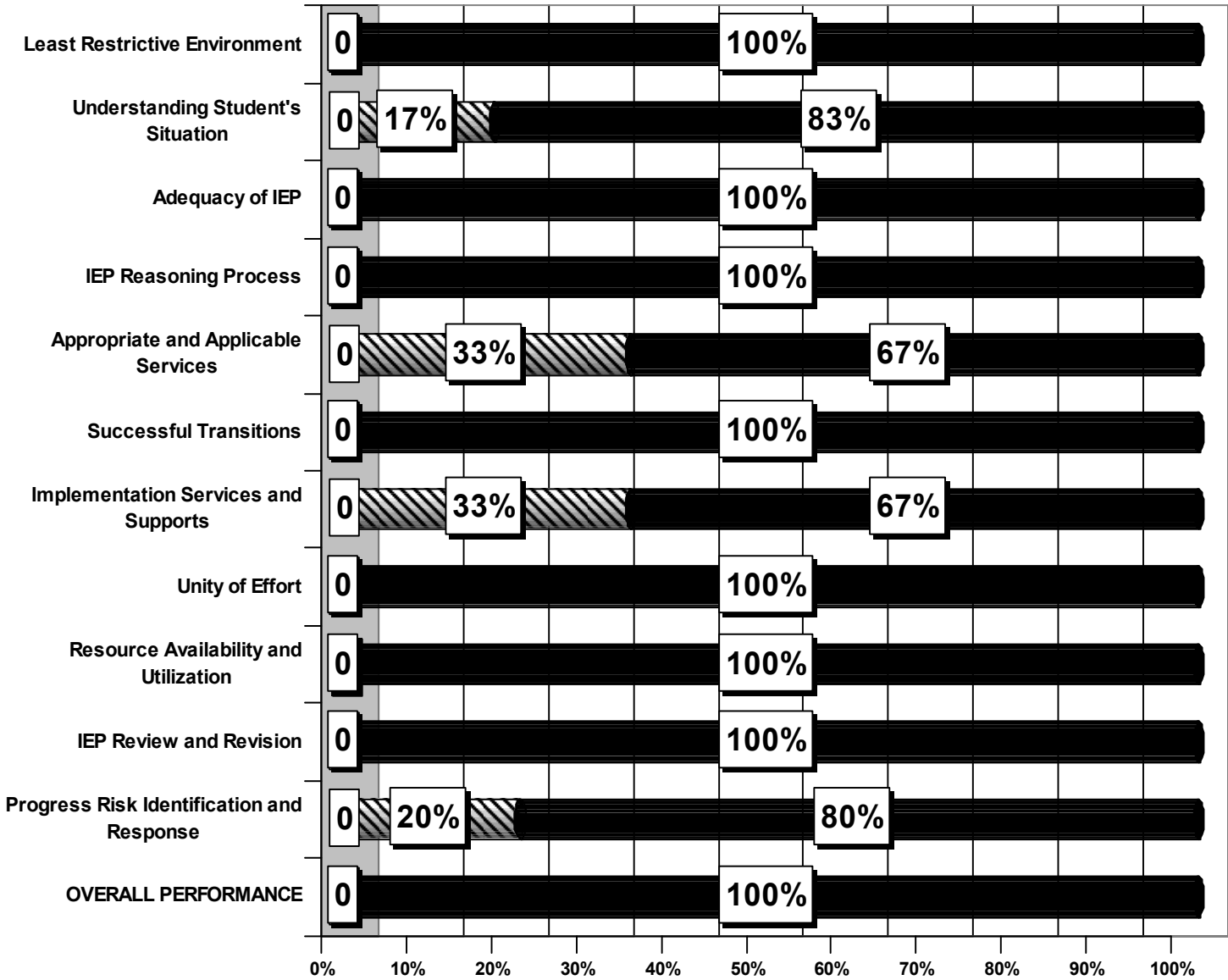
**Maintenance Zone**

**Note:**  
Access--Extracurricular Activities applicable to 3 students

# Ozark City

## Current System Performance

### Aggregate Data N=6



Improvement Zone
  Refinement Zone
  Maintenance Zone

**Note:**

Successful Transition applicable to 2 students

Progress--Risk Identification and Response applicable to 5 students

# Case Review Outcome Categories

## Ozark City

### Status of the Student in Individual Cases

|                                 | Favorable Status   | Unfavorable Status   |             |
|---------------------------------|--|--|-------------|
| Acceptable System Performance   | <p><b>Outcome 1:</b></p> <p>Good status for the student ongoing services acceptable</p> <p><b>100% (6 cases)</b></p>         | <p><b>Outcome 2:</b></p> <p>Poor status for the student ongoing services minimally acceptable but limited in reach or efficiency.</p> <p><b>_% (_case)</b></p> | <b>100%</b> |
| Unacceptable System Performance | <p><b>Outcome 3:</b></p> <p>Good status for the student ongoing services mixed or unacceptable.</p> <p><b>_% (_case)</b></p> | <p><b>Outcome 4:</b></p> <p>Poor status for the student ongoing services unacceptable</p> <p><b>_% (_case)</b></p>   | <b>_%</b>   |
|                                 | <b>100%</b>  | <b>_%</b>  |             |

**Aggregate Data N=6**

**Acceptability of Service System Performance in Individual Cases**