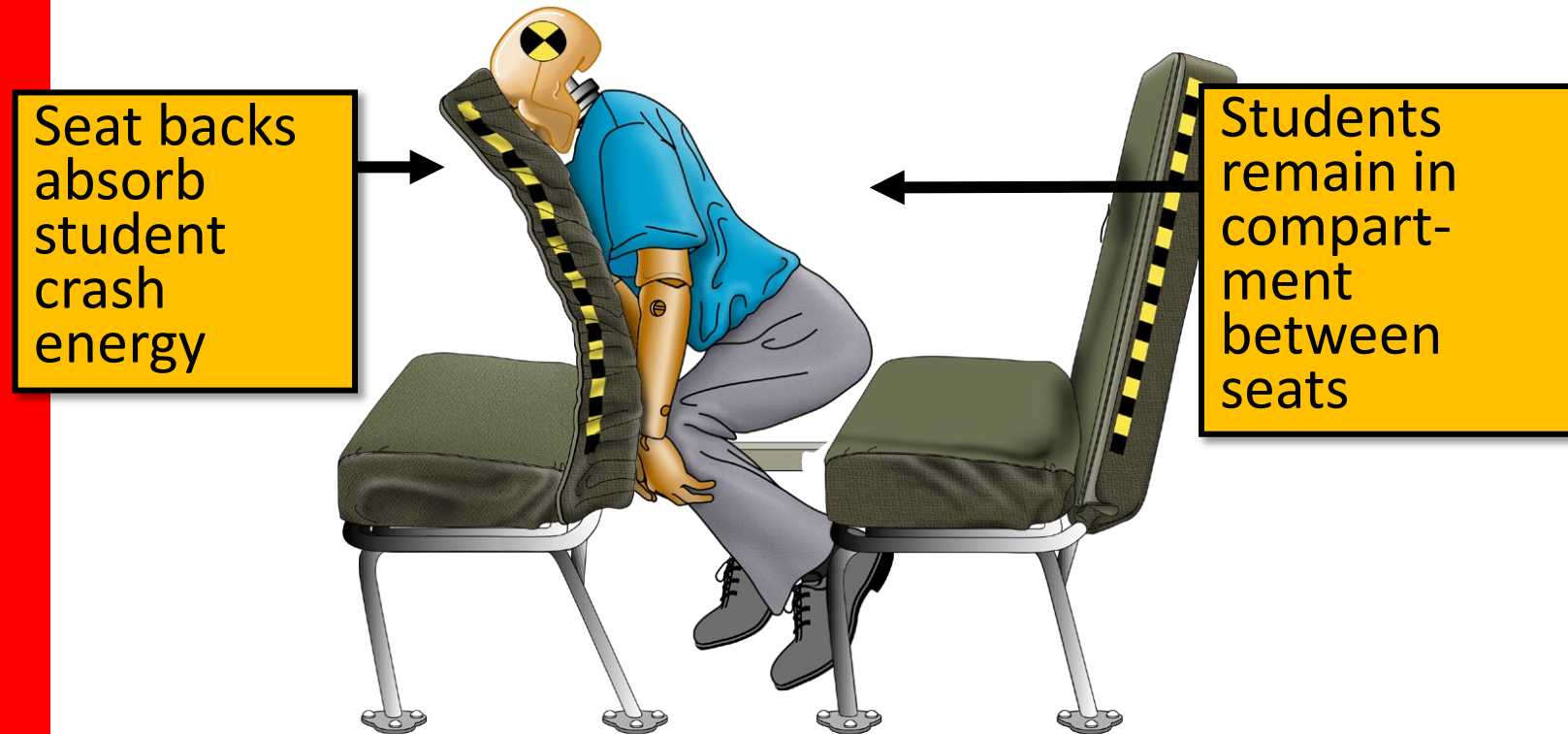




During a crash

# Most school buses use compartmentalization (Introduced in 1977)



Passive protection for **UNBELTED** students



# Compartmentalization in action



Students are properly seated, **forward facing**

# Compartmentalization is designed for


- **Low-energy, low-speed, frontal crashes**
- **Students must be in the “compartment”**
- **Students must be properly seated, forward facing**



# Bus Crash Demonstration



**25 mph frontal crash • 1998 model school bus**





# 8 LESSONS

For a safer ride on the  
school bus

Always sit properly in your seat

## Lesson #1

**Never  
face  
rearward**



- Always sit, do not kneel
- Face forward, not rearward or sideways

at

## Lesson #2

# Never face aisle



- Keep your knees and arms out of the aisles
- Face forward, not rearward or sideways



y in your seat


## Lesson #3

**Never lean into  
the seat in front  
of you**



- Sit up-right with your back against the seat back
- Face forward, not rearward or sideways

properly in your seat




## Lesson #4

# Never lean over the seat

- Sit fully on the seat cushion
- Always stay seated, DO NOT STAND

properly in your seat



## Lesson #5

**Never sit  
half way into  
the aisle**

- Sit fully on the seat cushion
- Always stay seated, DO NOT STAND

in your seat

## Lesson #6

**Never lay  
across seat**



- Do not sit sideways across the seat
- Do not lean your head on the wall

in your seat

## Lesson #7

# Never wear your backpack



- Do not wear your backpack – Remove it
- Store your backpack under the seat in front of you

Always sit properly in your seat

## Lesson #8

**Never store large items on the seat**



- Seats are for students
- Do not place large items on seat without securing

# What have we learned?

1. Never face rearward
2. Never face aisle
3. Never lean onto the seat in front of you
4. Never lean over the seat
5. Never sit half way into the aisle
6. Never lay across seat
7. Never wear your backpack
8. Never store large items on the seat

## **ALWAYS**

Sit properly in your seat

Face forward

Sit up-right

Sit flat against the seatback

# Compartmentalization Limitations



**1**

**Type of crash**



**2**

**Interior Surroundings**



**3**

**Proper Seating Position**



# RIDE SAFER ON THE BUS

## MORE INFO

[safeguardseat.com](http://safeguardseat.com)

Charlie Vits  
[cvits@imminet.com](mailto:cvits@imminet.com)

