

PAID LUNCH EQUITY

SY 2020-2021

Agenda

- **Paid Lunch Equity (PLE) Overview**
 - **SY 2020-21 PLE Requirements**
 - **Adult Pricing Calculations**
 - **Non-Federal Sources: Allowable & Non-Allowable**
 - **SY 20-21 PLE Tool Examples**
 - **PLE Exemption**



Paid Lunch Equity Provision

- **Intent**

- ❖ **Ensure that sufficient funds are provided to the nonprofit food service account for paid lunches.**
 - ❖ **For SFAs to provide the same level of support for lunches served to students who are not eligible for free or reduced-price lunches.**
-

- **Why is this Provision important?**

Average prices charged for paid lunches are less than the cost of producing those lunches and these federal funds intended for free and reduced-price lunches are used to help support the difference between the paid lunch costs and what the school receives for it.

***Requires annual evaluation of paid lunch prices**

Paid Lunch Equity SY 20-21

School food authorities (SFAs) calculate weighted average for paid lunches and compare to the difference between free and paid reimbursement rates.

**Weighted Average
Price**

\$2.50



Reimbursement Rates

Free	\$3.41
Paid	- .32
	<hr/>
	\$3.09

Paid Lunch Equity SY 19-20

If SFA's average price for paid lunches is \$3.09 or more in SY 2019-20, it will be in compliance in SY 2020-21.



Paid Lunch Equity SY 2020-2021

- If SFA's average paid lunch price is less than \$3.09, revenue must be increased **by 2%** plus **2.94%= (4.94%)**



Paid Lunch Equity SY 20-21

If SFAs weighted average price for paid meals is less than this difference, revenue must be increased by either:

- Increasing average price charged for paid meals OR**
- Adding non-Federal funds to the food service account OR**
- Split calculation (Increase price for paid meals and add non-Federal Funds to food service account)**

****Paid Lunch Equity Exemption**

Paid Lunch Equity SY 20-21

In any year, the new average price may:

- Be rounded down to the nearest 5 cents.
- Be limited to a maximum required increase of 10 cents.



Paid Lunch Equity SY 20-21

- SFAs may increase their average paid meal prices more than required amount.
- A “credit” will be carried forward to the next school year for any amount of increase over required amount.



Paid Lunch Equity SY 2020-21

If paid student lunch price is adjusted, the following paid lunch prices must also be adjusted:

- School Employee
- Adult Visitor
- Child Visitor

Formula:

$$\begin{aligned} & \text{Paid Student Lunch Price} \\ & + \text{Paid Reimbursement Rate} \\ & + \text{Value of USDA Donated Foods} \\ & = \text{Minimum Price for Adult Lunch} \end{aligned}$$

Paid Lunch Equity SY 20-21

Adult Pricing:

EXAMPLE:

SFA raises paid lunch prices to \$2.50

$$\text{\$2.50} + \text{\$.39} + \text{\$.2375} = \text{\$3.127} = \text{\$3.13}$$

If an SFA is Safety Net:

$$\text{\$2.50} + \text{\$.41} + \text{\$.2375} = \text{\$3.147} = \text{\$3.15}$$

Paid Lunch Equity SY 2020-2021

Adult Pricing for Non-Pricing or CEP

If the SFA is a non-pricing or CEP school district, then the adult meal price is adjusted, by the following formula:

$$\begin{aligned} & \text{Free Reimbursement Rate} \\ & + \text{Value of USDA Donated Foods} \\ & = \text{Minimum Price for Adult Lunch Meal} \end{aligned}$$

Paid Lunch Equity SY 2020-21

Adult pricing for Non-pricing or CEP

Example: Calculation For Non-pricing or CEP school districts

$$\mathbf{\$3.50 + \$.2375 = \$3.737 = \underline{\$3.74}}$$

If the SFA is Safety Net:

$$\mathbf{\$3.52 + \$.2375 = \$3.757 = \underline{\$3.76}}$$

Non-Federal Funding Sources

Any contribution that is for the direct support of paid lunches can be used as revenue.



Allowable Non-Federal Funding Sources

Contributions can include:

1. Non-Federal Per-lunch reimbursements for paid lunches provided by state or local governments
2. Funds provided by organizations: PTO/PTA or community groups to support paid lunches
3. Direct payments made from school districts funds to support the lunch service.
4. Any portion of state revenue matching funds that exceed the minimum requirement provided for paid lunches.



Unallowable Non-Federal Funding Sources

1. Federal sources of revenue

2. Revenue from foods sold in competition with lunches or with Breakfast –A la carte sales

3. In-kind contributions:

Charging for items previously provided at no cost such as:

- **Janitorial services**
- **Office supplies**

4. Any in-kind contributions converted to direct cash expenditures.



Unallowable Non-Federal Funding Sources

Any payments, including additional per-meal reimbursements, provided specifically:

- For support of programs other than the School Lunch Program – Breakfast Program or other Child Nutrition Program.
- To support free and reduced meals



This version of the PLE Tool applies only to SY 2020-2021. A new version of the PLE Tool will be issued for SY 2021-2022.

The SY 2020-21 PLE Tool consists of 8 tabs:

Hyperlinks are also placed throughout the tool to navigate to the different tabs. Only the tabs for the method selected to meet the PLE requirement have to be completed.

- Tab 1: [Instructions](#)
- Tab 2: [Annual Unrounded Requirement Finder](#)
- Tab 3: [SY 2020-21 Price Calculator](#)
- Tab 4: [SY 2020-21 Non-Federal Calculator](#)
- Tab 5: [SY 2020-21 Split Calculator](#)
- Tab 6: [SY 2020-21 REPORT](#)
- Tab 7: [SY 19-20 Price Calculator](#)
- Tab 8: [SY 10-11 Price Calculator](#)
- Tab 9: [PLE Guidance](#)

** The tabs (SY 19-20 and SY 10-11 Price Calculators) are for use as needed*

Cells shaded this color designate data entry cells. The SFA must enter the applicable data in these cells for the tool to calculate requirements

Only complete the tabs for the method used for meeting the requirement (raising prices, contributing non-Federal sources, or the split calculator).

SFAs need the following data to calculate the Weighted Average Price for SY 2020-21:

- 1.) SY 2019-20 Weighted Average Price
- 2.) SY 2010-11 Weighted Average Price, if the SY 2019-20 Weighted Average Price is unknown
- 3.) All student paid lunch prices for October 2019
- 4.) Number of paid lunches served associated with each student paid lunch price in October 2019

SFAs that opted to contribute non-Federal sources for SY 2020-21 need:

- 1.) SY 2010-11 Weighted Average Price, as needed
- 2.) SY 2019-20 Weighted Average Price (if different from SY 2010-11 Weighted Average Price)
- 3.) Total number of student paid lunches served in SY 2018-19
- 4.) The total dollar amount of non-Federal contributions through SY 2019-20

SY 2020-21 WEIGHTED AVERAGE PAID LUNCH PRICE CALCULATION

These instructions are for SFAs increasing their weighted average prices to meet the SY 2020-21 paid lunch price

Tab 2: Unrounded Requirement Finder

Step 1

Enter the SY 2019-20 Unrounded Price Requirement in the box below	SY 2020-21 Weighted Average Price Requirement
<i>This is found in Section 1: Box A of the SY 2019-20 REPORT from the SY 2019-20 tool or below (Price 2)</i>	Requirement price to the nearest cent
\$ -	\$ -
<p><i>Note: Above prices are based on adjusting SY 2019-20 price requirement by the 2% rate increase plus the Consumer Price Index (2.94%)</i></p>	



Complete if you do NOT know your SY 2019-20 Unrounded Price Requirement

Annual Unrounded Requirement Finder

Enter the **SY 2010-11** Weighted Average Price below
*** The weighted average price for SY 2010-11 is the weighted average of all paid lunch prices charged in the SFA*

SY 2010-11 Weighted Average Price	Unrounded Price Requirements	
	Price 1: SY 2018-19 Requirement price to the nearest cent	Price 2: SY 2019-20 Requirement price to the nearest cent
SY 17-18	\$ -	\$ -
SY 16-17	\$ -	\$ -
SY 15-16	\$ -	\$ -
SY 14-15	\$ -	\$ -
SY 13-14	\$ -	\$ -
SY 12-13	\$ -	\$ -
SY 11-12	\$ -	\$ -

[If you do not know your SY2010-2011 Weighted Average Price](#)
[CLICK HERE](#)

Note: The SY 2019-20 requirement is based on price increase requirements from SY 2011-12 through SY 2018-19.

Use the links below to go to the next step:

Click here to go to SY 2020-21 Price Calculator
Click here to go to SY 2020-21 Non-Federal Source Calculator
Click here to go to SY 2020-21 Split Calculator
Go to Instructions



Tab 8: October 2010 Paid Lunch Price

SY 2010-2011 Weighted Average Price Calculator			
Enter current prices and number of lunches sold at each price using October 2010 data.			
Monthly # of Paid Lunches	Paid Lunch Price	Monthly Revenue	SY 2010-11 Weighted Average Price
1. 3,500	\$ 1.75	\$ 6,125.00	
2. 2,700	\$ 2.00	\$ 5,400.00	
3.		\$ -	
4.		\$ -	
5.		\$ -	
6.		\$ -	
7.		\$ -	
8.		\$ -	
9.		\$ -	
10.		\$ -	
TOTAL	6,200	\$ 11,525.00	\$ 1.86

1.86 is the SY2010-2011 weighted average price



Enter this price in the Unrounded Requirement Finder tab

[Click to go back to Unrounded Requirement Finder](#)

[Go to instructions](#)

Tab 2: Unrounded Requirement Finder

Step 1


<p>Enter the SY 2019-20 Unrounded Price Requirement in the box below</p>	<p>SY 2020-21 Weighted Average Price Requirement</p>
<p><i>This is found in Section 1: Box A of the SY 2019-20 REPORT from the SY 2019-20 tool or below (Price 2)</i></p>	<p>Requirement price to the nearest cent</p>
<p>\$  2.85</p>	<p>\$  2.99</p>
<p><i>Note: Above prices are based on adjusting SY 2019-20 price requirement by the 2% rate increase plus the Consumer Price Index (2.94%)</i></p>	

Complete if you do NOT know your SY 2019-20 Unrounded Price Requirement

Annual Unrounded Requirement Finder

Enter the **SY 2010-11** Weighted Average Price below

**** The weighted average price for SY 2010-11 is the weighted average of all paid lunch prices charged in the SFA**

SY 2010-11 Weighted Average Price	Unrounded Price Requirements	
	Price 1: SY 2018-19 Requirement price to the nearest cent	Price 2: SY 2019-20 Requirement price to the nearest cent
1.94	\$ 2.72	\$  2.85
SY 17-18	\$ 2.61	
SY 16-17	\$ 2.49	
SY 15-16	\$ 2.37	
SY 14-15	\$ 2.27	
SY 13-14	\$ 2.18	
SY 12-13	\$ 2.08	
SY 11-12	\$ 2.00	

[If you do not know your SY2010-2011 Weighted Average Price](#)
[CLICK HERE](#)

Note: The SY 2019-20 requirement is based on price increase requirements from SY 2011-12 through SY 2018-19.

SY 2020-21 Weighted Average Pricing Report


This report assists in tracking the pricing requirements and amounts carried forward for SY 2020-2021. Information on this report is used to determine the SY 2020-21 weighted average price requirements.

Please print and keep in records.

NOTE: If information is changed in the tool, the report contents will change.

Section 1: SY 2020-21 Weighted Average Paid Price Requirements

A. SY 2020-21 Weighted Average Price Requirement*: <i>*This price will be entered into the SY 2021-22 tool to determine the SY 2021-22 weighted average price requirements</i>	\$2.99
B. Optional Price ROUNDED DOWN to nearest \$0.05 cents:	\$2.95



Section 2: Amounts Carried Forward to SY 2021-22

Select the SY 2019-20 method used to ensure sufficient funds are provided for PAID Lunches

Increase SY2020-2021 average weighted price



Tab 2: Unrounded Requirement Finder

Step 1

**Enter the SY 2019-20
Unrounded Price
Requirement in the box
below**

**SY 2020-21 Weighted
Average Price
Requirement**

*This is found in Section 1: Box A
of the SY 2019-20 REPORT from
the SY 2019-20 tool or below
(Price 2)*

**Requirement price to
the nearest cent**

\$ 2.85

\$ 2.99

*Note: Above prices are based on adjusting
SY 2019-20 price requirement by the 2% rate increase plus the
Consumer Price Index (2.94%)*



Tab 3: SY 20-21 Price Calculator-Price Increase

SY 2020-21 Price Adjustment Calculator

[Go to Instructions](#)

SY 2020-21 Weighted Average Price Requirement	
Requirement price to the nearest cent	Optional price requirement ROUNDED DOWN to nearest 5 cent
\$ ➔ 2.99	\$ 2.95 ➔
<i>Note: Above prices are based on adjusting SY 2019-20 price requirement by the 2% rate increase plus the Consumer Price Index (2.94%)</i>	

SY 2019-20 Weighted Average Price Calculator

Enter the paid prices and number of paid lunches sold at each price for October 2019.

Monthly # of Paid Lunches	Paid Lunch Price	Monthly Revenue	SY 2019-20 Weighted Average Price
1.	4,500	\$ 2.90	\$ 13,050.00
2.	6,000	\$ 3.05	\$ 18,300.00
3.		\$ -	
4.		\$ -	
5.		\$ -	
6.		\$ -	
7.		\$ -	
8.		\$ -	
9.		\$ -	
10.		\$ -	
TOTAL	10,500	\$ 31,350.00	\$ 2.99

Note: SY 2019-20 Weighted Average Price equal to or above the target price of **\$3.09** are compliant for SY 2020-21. **\$3.09** is the difference between the Free and Paid reimbursement rates for SY 2019-20.

Total Price Increase for SY 2020-21

➔

\$

-

Required price increase for SY 2020-21 (with 10 cent cap)

No price increase necessary

Remaining increase carried forward to SY 2021-22

➔

\$

-

Remaining credit carried forward to SY 2021-22

➔

\$

0.04

Go to SY 2020-21 Report

Tab 3: SY 20-21 Pricing Estimation Calculator

Step 3 (Optional)

Pricing Estimation Calculator

Below is a tool allowing users to manipulate prices to achieve the required new weighted average price.

	Monthly # of Paid Lunches	Paid Lunch Price	Monthly Revenue	Weighted Average Price
1.	4,500	\$ 2.90	\$ 13,050.00	
2.	6,000	\$ 3.05	\$ 18,300.00	
3.			\$ -	
4.			\$ -	
5.			\$ -	
6.			\$ -	
7.			\$ -	
8.			\$ -	
9.			\$ -	
10.			\$ -	
TOTAL	10,500		\$ 31,350.00	\$ 2.99

Tab 3: SY 20-21 Price Calculator-Price Increase

SY 2020-21 Price Adjustment Calculator

[Go to Instructions](#)

SY 2020-21 Weighted Average Price Requirement

Requirement price to the nearest cent	Optional price requirement ROUNDED DOWN to nearest 5 cent
\$ 2.99	\$ 2.95

Note: Above prices are based on adjusting SY 2019-20 price requirement by the 2% rate increase plus the Consumer Price Index (2.94%)

SY 2019-20 Weighted Average Price Calculator

Enter the paid prices and number of paid lunches sold at each price for October 2019.

	Monthly # of Paid Lunches	Paid Lunch Price	Monthly Revenue	SY 2019-20 Weighted Average Price
1.	4,500	\$ 2.90	\$ 13,050.00	
2.	6,000	\$ 3.05	\$ 18,300.00	
3.			\$ -	
4.			\$ -	
5.			\$ -	
6.			\$ -	
7.			\$ -	
8.			\$ -	
9.			\$ -	
10.			\$ -	
TOTAL	10,500		\$ 31,350.00	\$ 2.99

Note: SY 2019-20 Weighted Average Price equal to or above the target price of \$3.09 are compliant for SY 2020-21. \$3.09 is the difference between the Free and Paid reimbursement rates for SY 2019-20.

Total Price Increase
for SY 2020-21

\$



-

Required price increase for SY 2020-21
(with 10 cent cap)



No price increase necessary

Remaining increase carried forward
to SY 2021-22

\$

-

Remaining credit carried forward
to SY 2021-22

\$

0.04

[Go to SY 2020-21 Report](#)

Tab 3: SY 20-21 Price Calculator

No Price Increase

SY 2020-21 Price Adjustment Calculator

[Go to Instructions](#)

SY 2020-21 Weighted Average Price Requirement

Requirement price to the nearest cent	Optional price requirement ROUNDED DOWN to nearest 5 cent
\$ 2.99	\$ 2.95

Note: Above prices are based on adjusting SY 2019-20 price requirement by the 2% rate increase plus the Consumer Price Index (2.94%)

SY 2019-20 Weighted Average Price Calculator

Enter the paid prices and number of paid lunches sold at each price for **October 2019**.

	Monthly # of Paid Lunches	Paid Lunch Price	Monthly Revenue	SY 2019-20 Weighted Average Price
1.	4,500	\$ 2.90	\$	
2.	6,000	\$ 3.05	\$	
3.			\$ -	
4.			\$ -	
5.			\$ -	
6.			\$ -	
7.			\$ -	
8.			\$ -	
9.			\$ -	
10.			\$ -	
TOTAL	10,500		\$ 31,350.00	\$ 2.99

Note: SY 2019-20 Weighted Average Price equal to or above the target price of \$3.09 are compliant for SY 2020-21. \$3.09 is the difference between the Free and Paid reimbursement rates for SY 2019-20.

Total Price Increase
for SY 2020-21

\$ ➔ -

Required price increase for SY 2020-21
(with 10 cent cap)

No price increase necessary

Remaining increase carried forward
to SY 2021-22

\$ -

Remaining credit carried forward
to SY 2021-22

\$ ✖ 0.04

[Go to SY 2020-21 Report](#)

CEP: Tab 6 & Tab 2

SY 2020-21 Weighted Average Pricing Report

This report assists in tracking the pricing requirements and amounts carried forward for SY 2020-2021. Information on this report is used to determine the SY 2020-21 weighted average price requirements.

Please print and keep in records.

NOTE: If information is changed in the tool, the report contents will change.

Section 1: SY 2020-21 Weighted Average Paid Price Requirements

A. SY 2020-21 Weighted Average Price Requirement*: <i>*This price will be entered into the SY 2021-22 tool to determine the SY 2021-22 weighted average price requirements</i>	\$2.99
B. Optional Price ROUNDED DOWN to nearest \$0.05 cents:	\$2.95



Section 2: Amounts Carried Forward to SY 2021-22

Select the SY 2019-20 method used to ensure sufficient funds are provided for PAID Lunches

▼

Step 1

Enter the SY 2019-20 Unrounded Price Requirement in the box below

SY 2020-21 Weighted Average Price Requirement

This is found in Section 1: Box A of the SY 2019-20 REPORT from the SY 2019-20 tool or below (Price 2)

Requirement price to the nearest cent

\$

2.85



2.99

Note: Above prices are based on adjusting SY 2019-20 price requirement by the 2% rate increase plus the Consumer Price Index (2.94%)

CEP: Tab 3 & Tab 6

SY 2020-21 Price Adjustment Calculator

[Go to Instructions](#)

SY 2020-21 Weighted Average Price Requirement	
Requirement price to the nearest cent	Optional price requirement ROUNDED DOWN to nearest 5 cent
\$ 2.99	\$ 2.95
<i>Note: Above prices are based on adjusting SY 2019-20 price requirement by the 2% rate increase plus the Consumer Price Index (2.94%)</i>	

SY 2019-20 Weighted Average Price Calculator

Enter the paid prices and number of paid lunches sold at each price for [October 2019](#).

	Monthly # of Paid Lunches	Paid Lunch Price	Monthly Revenue	SY 2019-20 Weighted Average Price
1.			\$ -	
2.			\$ -	
3.			\$ -	
4.			\$ -	
5.			\$ -	
6.			\$ -	
7.			\$ -	
8.			\$ -	
9.			\$ -	
10.			\$ -	
TOTAL	-		\$ -	\$ -

Note: SY 2019-20 Weighted Average Price equal to or above the target price of \$3.09 are compliant for SY 2020-21. \$3.09 is the difference between the Free and Paid reimbursement rates for SY 2019-20.

SY 2020-21 Weighted Average Pricing Report

This report assists in tracking the pricing requirements and amounts carried forward for SY 2020-2021. Information on this report is used to determine the SY 2020-21 weighted average price requirements.

Please print and keep in records.

NOTE: If information is changed in the tool, the report contents will change.

Section 1: SY 2020-21 Weighted Average Paid Price Requirements

A. SY 2020-21 Weighted Average Price Requirement*: <i>*This price will be entered into the SY 2021-22 tool to determine the SY 2021-22 weighted average price requirements</i>	\$2.99
B. Optional Price ROUNDED DOWN to nearest \$0.05 cents:	\$2.95

Section 2: Amounts Carried Forward to SY 2021-22

Select the SY 2019-20 method used to ensure sufficient funds are provided for PAID Lunches

Tab 4: Non-Federal Contribution Calculator

SY 2020-21 Non-Federal Contribution Calculator

[Go to Instructions](#)

SY 2020-21 Weighted Average Price Requirement	
Requirement price to the nearest cent	Optional price ROUNDED DOWN to nearest 5 cent
\$ 2.99	\$ 2.95
<i>Note: Above prices are based on adjusting SY 2019-20 price requirement by the 2% rate increase plus the Consumer Price Index (2.94%)</i>	

Current Weighted Average Paid Price
Enter in the current weighted average paid lunch price. <i>Note: If SFA did not change the weighted average paid lunch price in SY 2011-12, SY 2012-13, SY 2013-14, SY 2014-15, SY 2015-16, SY 2016-17, SY 2017-18 or SY 18-19 enter the SY 2010-11 weighted average price. Otherwise, click the link below.</i>
2.85 Click here to determine SY 2019-20 weighted average price

Non-Federal Source Contribution Calculator for SY 2020-21		
Enter the total paid lunch count (for all prices). ** Annual Non-Federal Source funds for SY 2020-21 are estimated based on the ACTUAL lunch count entered below		
Enter annual # of Paid Lunches for SY 2018-19**	TOTAL Price Increase for SY 2020-21	TOTAL SY 2020-21 Annual Non-Federal Source Contribution
85,000	\$ 0.10	\$ 8,500.00
<i>Note: Total price increase for SY 2020-21 is based on the difference between the weighted average price entered above and SY 2020-21 rounded DOWN requirement.</i>		

Enter total amount of Non-Federal Source Funds Contributed for SY 2011-12 through SY 2019-20	Annual Non-Federal Source Contribution Requirement for SY 2020-21
	\$ 8,500.00

Price Increase Requirement for SY 2020-21 (with \$0.10 cent cap)	SY 2020-21 Annual Non-Federal Source Contribution (with \$0.10 cent cap)
\$ 0.10	\$ 8,500.00

Remaining Annual Non-Federal Source Contribution carried forward to SY 2021-22
\$ -


Remaining Credit carried forward to SY 2021-22
\$ -

SY 20-21 Split Price & Non-Federal Calculator

SY 2020-21 Split Price and Non-Federal Calculator

[Go to Instructions](#)

SY 2020-21 Weighted Average Price Requirement	
Requirement price to the nearest cent	Optional price requirement ROUNDED DOWN to nearest 5 cent
2.99	\$ 2.95
<i>Above prices are based on adjusting SY 2019-20 price requirement by the 2% rate increase plus the Consumer Price Index (2.94%)</i>	



SY 2019-20 Weighted Average Price Calculator				
Enter the paid prices and number of paid lunches sold at each price for October 2019.				
	Monthly # of Paid Lunches	Paid Lunch Price	Monthly Revenue	SY 2019-20 Weighted Average Price
1.	4,500	\$ 2.90	\$ 13,050.00	
2.	6,000	\$ 3.05	\$ 18,300.00	
3.			\$ -	
4.			\$ -	
5.			\$ -	
6.			\$ -	
7.			\$ -	
8.			\$ -	
9.			\$ -	
10.			\$ -	
TOTAL	10,500		\$ 31,350.00	\$ 2.99
<i>Note: SY 2019-20 Weighted Average Price equal to or above \$3.09 are compliant for SY 2019-20. \$3.09 is the difference between the Free and Paid reimbursement rates for SY 2019-20.</i>				

Total Price Increase for SY 2020-21
\$ -

Required price increase for SY 2020-21 (with \$0.10 cent cap)
No price increase necessary



SY 20-21 Split Price & Non-Federal Calculator

Calculator

New Price Increase	
Enter the new price increase for SY 2020-21 to assist in meeting the requirement. See optional Pricing Estimation Calculator below if needed.	

\$ 2.90

Non-Federal Source Contribution Calculator for SY 2020-21

Enter the total paid lunch count (for all prices).
 ** Annual Non-Federal Source funds for SY 2020-21 are estimated based on the ACTUAL lunch count entered below

Enter annual # of Paid Lunches for SY 2018-19**	Total remaining required Price Increase	TOTAL SY 2020-21 Annual Non-Federal Source Contribution
86,000	\$ 0.09	\$ 7,740.00

Note: Total price increase for SY 2020-21 is based on the difference between the weighted average price entered above and SY 2020-21 rounded DOWN requirement.

Enter total amount of Non-Federal Source Funds Contributed for SY 2011-12 through SY 2019-20	Annual Non-Federal Source Contribution Requirement for SY 2020-21
2,000.00	\$ 5,740.00

Price Increase Requirement for SY 2020-21 (with \$0.10 cent cap)	SY 2020-21 Annual Non-Federal Source Contribution (with \$0.10 cent cap)
#VALUE!	#VALUE!

Remaining Annual Non-Federal Source Contribution Requirement carried forward to SY 2021-22
#VALUE!

Remaining Credit carried forward to SY 2021-22
\$ -

Tab 6: SY 20-21 Weighted Average Pricing Report

SY 2020-21 Weighted Average Pricing Report

This report assists in tracking the pricing requirements and amounts carried forward for SY 2020-2021. Information on this report is used to determine the SY 2020-21 weighted average price requirements.

Please print and keep in records.

NOTE: If information is changed in the tool, the report contents will change.

Section 1: SY 2020-21 Weighted Average Paid Price Requirements

A. SY 2020-21 Weighted Average Price Requirement*: <small>*This price will be entered into the SY 2021-22 tool to determine the SY 2021-22 weighted average price requirements</small>	\$2.99
B. Optional Price ROUNDED DOWN to nearest \$0.05 cents:	\$2.95

Section 2: Amounts Carried Forward to SY 2021-22

Select the SY 2019-20 method used to ensure sufficient funds are provided for PAID Lunches

At or above equity	
Enter the SY 2020-2021 average weighted paid lunch price here:	\$3.00

Tab 6: SY 20-21 Weighted Average Pricing Report

Average Weighted Price Adjustments

A. Remaining increase carried forward to SY 2021-22:	N/A
B. Remaining credit carried forward to SY 2021-22:	N/A
Enter in the new average weighted price for SY 2020-21:	\$3.00

Non-Federal Source Contributions

C. Remaining Annual Non-Federal Source Contribution carried forward to SY 2021-22:	N/A
D. Remaining Credit carried forward to SY 2021-22:	N/A
Enter the amount of Non-Federal Source contributions for SY 2020-21:	
Enter Sources of Non-Federal Funds Contributed:	
General Fund Transfer	

Split Calculations

Both average weighted price adjustments and Non-Federal source contributions

E. Remaining Annual Non-Federal Source Contribution carried forward to SY 2021-22:	N/A
F. Remaining Credit carried forward to SY 2021-22:	N/A
Enter the amount of Non-Federal Source contributions for SY 2020-21:	
Enter the new average weighted price for SY 2020-21:	

Paid Lunch Equity Exemption SY 20-21

SFAs can request an exemption from the paid lunch equity requirement if the SFA:

- SFAs with a positive or zero balance in their nonprofit school food service account, as of Dec 31, 2019.
- Please note: SFAs with a negative balance in their nonprofit school food service account are required to follow the PLE requirements to establish their paid lunch meal prices.

PAID LUNCH EQUITY EXEMPTION FORM 2020

Agreement Number: _____

LEA: _____

SFAs having a positive or zero balance in their non-profit school foodservice account as of December 31, 2019 are exempt from PLE pricing requirements for SY 20-21 **ONLY**.

Complete if you wish to be exempt from paid lunch equity pricing requirements for SY 20-21.

Child Nutrition Program Total Months Operating Balance: _____

Child Nutrition Program Operating Balance as of December 31, 2019: _____

Child Nutrition Program Operating Balance as of September 30, 2019: _____

CNP Director Signature: _____ Date: _____

CSFO Signature: _____ Date: _____

Superintendent Signature: _____ Date: _____

Approved: _____ Date: _____

Not Approved: _____ Date: _____

Reporting Paid Lunch Prices

- **SFAs must report to the SA the most frequently charged paid meal price for:**
 - **Elementary**
 - **Middle**
 - **High**
- **State agencies submit SFA data to FNS**



USDA Nondiscrimination Statement

In accordance with Federal civil rights law and U.S. Department of Agriculture (USDA) civil rights regulations and policies, the USDA, its Agencies, offices, and employees, and institutions participating in or administering USDA programs are prohibited from discriminating based on race, color, national origin, sex, disability, age, or reprisal or retaliation for prior civil rights activity in any program or activity conducted or funded by USDA.

Persons with disabilities who require alternative means of communication for program information (e.g. Braille, large print, audiotape, American Sign Language, etc.), should contact the Agency (State or local) where they applied for benefits. Individuals who are deaf, hard of hearing or have speech disabilities may contact USDA through the Federal Relay Service at (800) 877-8339. Additionally, program information may be made available in languages other than English.

To file a program complaint of discrimination, complete the [USDA Program Discrimination Complaint Form](#), (AD-3027) found online at: http://www.ascr.usda.gov/complaint_filing_cust.html, and at any USDA office, or write a letter addressed to USDA and provide in the letter all of the information requested in the form. To request a copy of the complaint form, call (866) 632-9992. Submit your completed form or letter to USDA by:

- (1) mail: U.S. Department of Agriculture Office of the Assistant Secretary for Civil Rights 1400 Independence Avenue, SW Washington, D.C. 20250-9410;
- (2) fax: (202) 690-7442; or
- (3) email: program.intake@usda.gov.

