

Educator Preparation Institutional Report Card  
*for Performance on Required Content Knowledge and Pedagogy Tests*

and

*Responses to the First-Year Teacher Survey created by the*  
Alabama Association of Colleges for Teacher Education

for

The University of Alabama in Huntsville

Administered by the  
Alabama State Department of Education

September 2019

## Report Card and Survey Information

### Educator Preparation Institutional Report Card

#### *Performance on Required Content Knowledge and Pedagogy Tests*

To earn an Alabama educator certificate, based on completion of a traditional approach, an applicant must complete an approved program with a prescribed grade point average (GPA) and meet assessment requirements. Prior to September 1, 2018, assessment requirements included a written test of pedagogical knowledge, Principles of Learning and Teaching (PLT), and a Praxis content test specific to the teaching field or subject for which certification is sought. Effective September 1, 2018, edTPA, a performance assessment, replaced the PLT. No exceptions are made with regard to these requirements.

#### *Responses to the First-Year Teacher Survey created by the*

### Alabama Association of Colleges for Teacher Education

Alabama Association of Colleges for Teacher Education members developed a survey to be administered electronically to first-year teachers who, during the 2017-2018 school year, completed an Alabama State Board of Education-approved undergraduate (Class B) or alternative master's degree (Class A) program leading to their first or initial Professional Educator Certificate. A companion survey was administered electronically to the employers of those first-year teachers. Data provided in this report include a summary of survey categories and the percentage of first-year teachers who strongly agreed, agreed, disagreed, or strongly disagreed that their program prepared them to teach successfully. The data also provide the percentage of employers who rated their first-year teachers as teacher leader, effective teacher, emerging teacher, or ineffective teacher.

Educator Preparation Institutional Report Card  
Performance on Required Content Knowledge and Pedagogy  
The University of Alabama in Huntsville - Program Information

Program Approval & Accreditation

---

*Programs Are Approved*    **Yes**

*Programs Are Accredited*    **Yes**

---

Number of Class B Certificates Earned

---

**47**

---

Number of Class A Certificates Earned

---

**4**

---

Nationally Recognized Programs

---

Class B	Music Education	National Association for Schools of Music
---------	-----------------	---

---

Educator Preparation Institutional Report Card  
 Performance on Required Content Knowledge and Pedagogy  
 The University of Alabama in Huntsville - Class B - Principles of Teaching and Learning

\* - Information not reported for less than five test takers  
 X - Either an inactive program or no program in the specific area

Subject	Subtest	Number of Test Takers	Number Passed After One Attempt	Percent Passed After One Attempt	Number Passed After Two Attempts	Percent Passed After Two Attempts	Number Passed After Three+ Attempts	Percent Passed After Three+ Attempts
Elementary Education	Elementary Education	27	27	100%	0	0%	0	0%
English Language Arts	English Language Arts	*	*	*	*	*	*	*
Health/Physical Education	Health/Physical Education	*	*	*	*	*	*	*
Languages Other Than En..	Languages Other Than English	*	*	*	*	*	*	*
Mathematics	Mathematics	*	*	*	*	*	*	*
Performing Arts	Performing Arts	*	*	*	*	*	*	*
Sciences	Sciences	*	*	*	*	*	*	*
Social Studies	Social Studies	*	*	*	*	*	*	*
Special Education	Special Education	9	9	100%	0	0%	0	0%

Program Approval & Accreditation

Programs Are Approved **Yes**  
 Programs Are Accredited **Yes**

Number of Class B Certificates Earned

47

Nationally Recognized Programs

Class B Music Education National Association for Schools of Music

Educator Preparation Institutional Report Card  
 Performance on Required Content Knowledge and Pedagogy  
 The University of Alabama in Huntsville - Class B - IN ED Praxis Content Tests

\* - Information not reported for less than five test takers  
 X - Either an inactive program or no program in the specific area

Subject	Subtest	Number of Test Takers	Number Passed After One Attempt	Percent Passed After One Attempt	Number Passed After Two Attempts	Percent Passed After Two Attempts	Number Passed After Three+ Attempts	Percent Passed After Three+ Attempts
Early Childhood Education	Early Childhood Education	*	*	*	*	*	*	*
	Teaching of Reading	*	*	*	*	*	*	*
Elementary Education	Multiple Subjects: Reading	27	24	89%	2	7%	1	4%
	Teaching of Reading	27	25	92%	1	4%	1	4%
Health/Physical Education	Health/Physical Education	*	*	*	*	*	*	*
Special Education	Core Knowledge/Application	9	9	100%	0	0%	0	0%
	Multiple Subjects: Reading	9	8	89%	1	11%	0	0%

Program Approval & Accreditation

Programs Are Approved **Yes**  
 Programs Are Accredited **Yes**

Number of Class B Certificates Earned

**47**

Nationally Recognized Programs

Class B Music Education National Association for Schools of Music

Educator Preparation Institutional Report Card  
 Performance on Required Content Knowledge and Pedagogy  
 The University of Alabama in Huntsville - Class B - NOT IN ED Praxis Content Tests

\* - Information not reported for less than five test takers  
 X - Either an inactive program or no program in the specific area

Subject	Subtest	Number of Test Takers	Number Passed After One Attempt	Percent Passed After One Attempt	Number Passed After Two Attempts	Percent Passed After Two Attempts	Number Passed After Three+ Attempts	Percent Passed After Three+ Attempts
Elementary Education	Multiple Subjects: Mathematics	27	21	78%	4	15%	2	7%
	Multiple Subjects: Science	27	26	96%	0	0%	1	4%
	Multiple Subjects: Social Studies	27	22	81%	4	15%	1	4%
English Language Arts	English Language Arts	*	*	*	*	*	*	*
Languages Other Than En..	Languages Other Than English	*	*	*	*	*	*	*
Mathematics	Mathematics	*	*	*	*	*	*	*
Performing Arts	Performing Arts	*	*	*	*	*	*	*
Sciences	Sciences	*	*	*	*	*	*	*
Social Studies	Social Studies	*	*	*	*	*	*	*
Special Education	Multiple Subjects: Mathematics	9	7	78%	1	11%	1	11%
	Multiple Subjects: Science	9	8	89%	0	0%	1	11%
	Multiple Subjects: Social Studies	9	7	78%	1	11%	1	11%

Program Approval & Accreditation

Programs Are Approved **Yes**  
 Programs Are Accredited **Yes**

Number of Class B Certificates Earned

47

Nationally Recognized Programs

Class B Music Education National Association for Schools of Music

Educator Preparation Institutional Report Card  
 Performance on Required Content Knowledge and Pedagogy  
 The University of Alabama in Huntsville - Class B - edTPA

\* - Information not reported for less than five test takers  
 X - Either an inactive program or no program in the specific area

Subject	Subtest	Number of Test Takers	Number Passed After One Attempt	Percent Passed After One Attempt	Number Passed After Two Attempts	Percent Passed After Two Attempts	Number Passed After Three+ Attempts	Percent Passed After Three+ Attempts
Career & Technical Educa..	Career & Technical Education	*	*	*	*	*	*	*
Early Childhood Education	Early Childhood	*	*	*	*	*	*	*
Elementary Education	Elementary	*	*	*	*	*	*	*
Languages Other Than En..	World Language	*	*	*	*	*	*	*
Middle School Mathemat..	Mathematics	*	*	*	*	*	*	*
Performing Arts Education	Performing Arts/Visual Arts	*	*	*	*	*	*	*
Secondary English Langug..	English Language Arts	*	*	*	*	*	*	*
Secondary General Social ..	Geography/History/General Soci..	*	*	*	*	*	*	*
Secondary Health Educati..	Health Education	*	*	*	*	*	*	*
Secondary Mathematics	Mathematics	*	*	*	*	*	*	*
Secondary Physical Educa..	Physical Education	*	*	*	*	*	*	*
Secondary Science	Biology/Chemistry/General Scien..	*	*	*	*	*	*	*
Special Education	Special Education	*	*	*	*	*	*	*

Program Approval & Accreditation

Programs Are Approved **Yes**  
 Programs Are Accredited **Yes**

Number of Class B Certificates Earned

**47**

Nationally Recognized Programs

Class B Music Education National Association for Schools of Music

Educator Preparation Institutional Report Card  
 Performance on Required Content Knowledge and Pedagogy  
 The University of Alabama in Huntsville - Alternative Class A - Principles of Teaching and Learning

\* - Information not reported for less than five test takers  
 X - Either an inactive program or no program in the specific area

Subject	Subtest	Number of Test Takers	Number Passed After One Attempt	Percent Passed After One Attempt	Number Passed After Two Attempts	Percent Passed After Two Attempts	Number Passed After Three+ Attempts	Percent Passed After Three+ Attempts
Elementary Education	Elementary Education	*	*	*	*	*	*	*
English Language Arts	English Language Arts	*	*	*	*	*	*	*
Languages Other Than En..	Languages Other Than English	*	*	*	*	*	*	*
Mathematics	Mathematics	*	*	*	*	*	*	*
Performing Arts	Performing Arts	*	*	*	*	*	*	*
Sciences	Sciences	*	*	*	*	*	*	*
Social Studies	Social Studies	*	*	*	*	*	*	*
Special Education	Special Education	*	*	*	*	*	*	*

Program Approval & Accreditation

Programs Are Approved **Yes**  
 Programs Are Accredited **Yes**

Number of Class A Certificates Earned

**4**

Nationally Recognized Programs



Educator Preparation Institutional Report Card  
 Performance on Required Content Knowledge and Pedagogy  
 The University of Alabama in Huntsville - Alternative Class A - IN ED Praxis Content Tests

\* - Information not reported for less than five test takers  
 X - Either an inactive program or no program in the specific area

Subject	Subtest	Number of Test Takers	Number Passed After One Attempt	Percent Passed After One Attempt	Number Passed After Two Attempts	Percent Passed After Two Attempts	Number Passed After Three+ Attempts	Percent Passed After Three+ Attempts
Early Childhood Education	Early Childhood Education	*	*	*	*	*	*	*
	Teaching of Reading	*	*	*	*	*	*	*
Special Education	Multiple Subjects: Reading	*	*	*	*	*	*	*

*Program Approval & Accreditation*

<i>Programs Are Approved</i>	<b>Yes</b>
<i>Programs Are Accredited</i>	<b>Yes</b>

*Number of Class A Certificates Earned*

<b>4</b>
----------

*Nationally Recognized Programs*

Educator Preparation Institutional Report Card  
 Performance on Required Content Knowledge and Pedagogy  
 The University of Alabama in Huntsville - Alternative Class A - NOT IN ED Praxis Content Tests

\* - Information not reported for less than five test takers  
 X - Either an inactive program or no program in the specific area

Subject	Subtest	Number of Test Takers	Number Passed After One Attempt	Percent Passed After One Attempt	Number Passed After Two Attempts	Percent Passed After Two Attempts	Number Passed After Three+ Attempts	Percent Passed After Three+ Attempts
Elementary Education	Multiple Subjects: Mathematics	*	*	*	*	*	*	*
	Multiple Subjects: Science	*	*	*	*	*	*	*
	Multiple Subjects: Social Studies	*	*	*	*	*	*	*
English Language Arts	English Language Arts	*	*	*	*	*	*	
Languages Other Than En..	Languages Other Than English	*	*	*	*	*	*	
Mathematics	Mathematics	*	*	*	*	*	*	
Performing Arts	Performing Arts	*	*	*	*	*	*	
Sciences	Sciences	*	*	*	*	*	*	
Social Studies	Social Studies	*	*	*	*	*	*	
Special Education	Multiple Subjects: Mathematics	*	*	*	*	*	*	*
	Multiple Subjects: Science	*	*	*	*	*	*	*
	Multiple Subjects: Social Studies	*	*	*	*	*	*	*

Program Approval & Accreditation

Programs Are Approved **Yes**  
 Programs Are Accredited **Yes**

Number of Class A Certificates Earned

**4**

Nationally Recognized Programs

Educator Preparation Institutional Report Card  
 Performance on Required Content Knowledge and Pedagogy  
 The University of Alabama in Huntsville - Alternative Class A - edTPA

\* - Information not reported for less than five test takers  
 X - Either an inactive program or no program in the specific area

Subject	Subtest	Number of Test Takers	Number Passed After One Attempt	Percent Passed After One Attempt	Number Passed After Two Attempts	Percent Passed After Two Attempts	Number Passed After Three+ Attempts	Percent Passed After Three+ Attempts
Career & Technical Educa..	Career & Technical Education	*	*	*	*	*	*	*
Early Childhood Education	Early Childhood	*	*	*	*	*	*	*
Elementary Education	Elementary	*	*	*	*	*	*	*
English for Speakers of Ot..	English as an Additional Language	*	*	*	*	*	*	*
Languages Other Than En..	World Language	*	*	*	*	*	*	*
Performing Arts Education	Performing Arts/Visual Arts	*	*	*	*	*	*	*
Secondary English Langug..	English Language Arts	*	*	*	*	*	*	*
Secondary General Social ..	Geography/History/General Soci..	*	*	*	*	*	*	*
Secondary Health Educati..	Health Education	*	*	*	*	*	*	*
Secondary Mathematics	Mathematics	*	*	*	*	*	*	*
Secondary Physical Educa..	Physical Education	*	*	*	*	*	*	*
Secondary Science	Biology/Chemistry/General Scien..	*	*	*	*	*	*	*
Special Education	Special Education	*	*	*	*	*	*	*

Program Approval & Accreditation

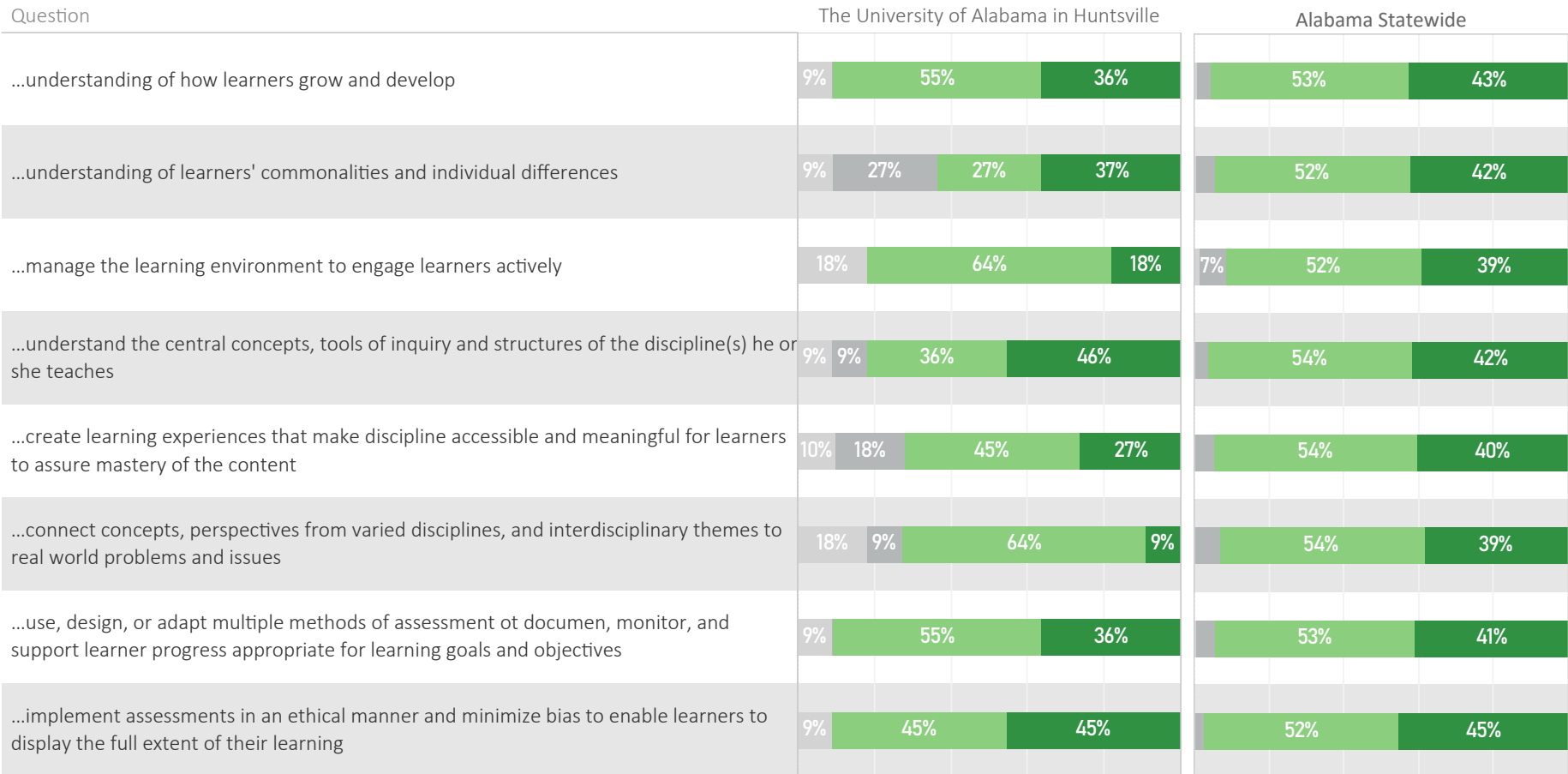

Programs Are Approved **Yes**  
 Programs Are Accredited **Yes**

Number of Class A Certificates Earned

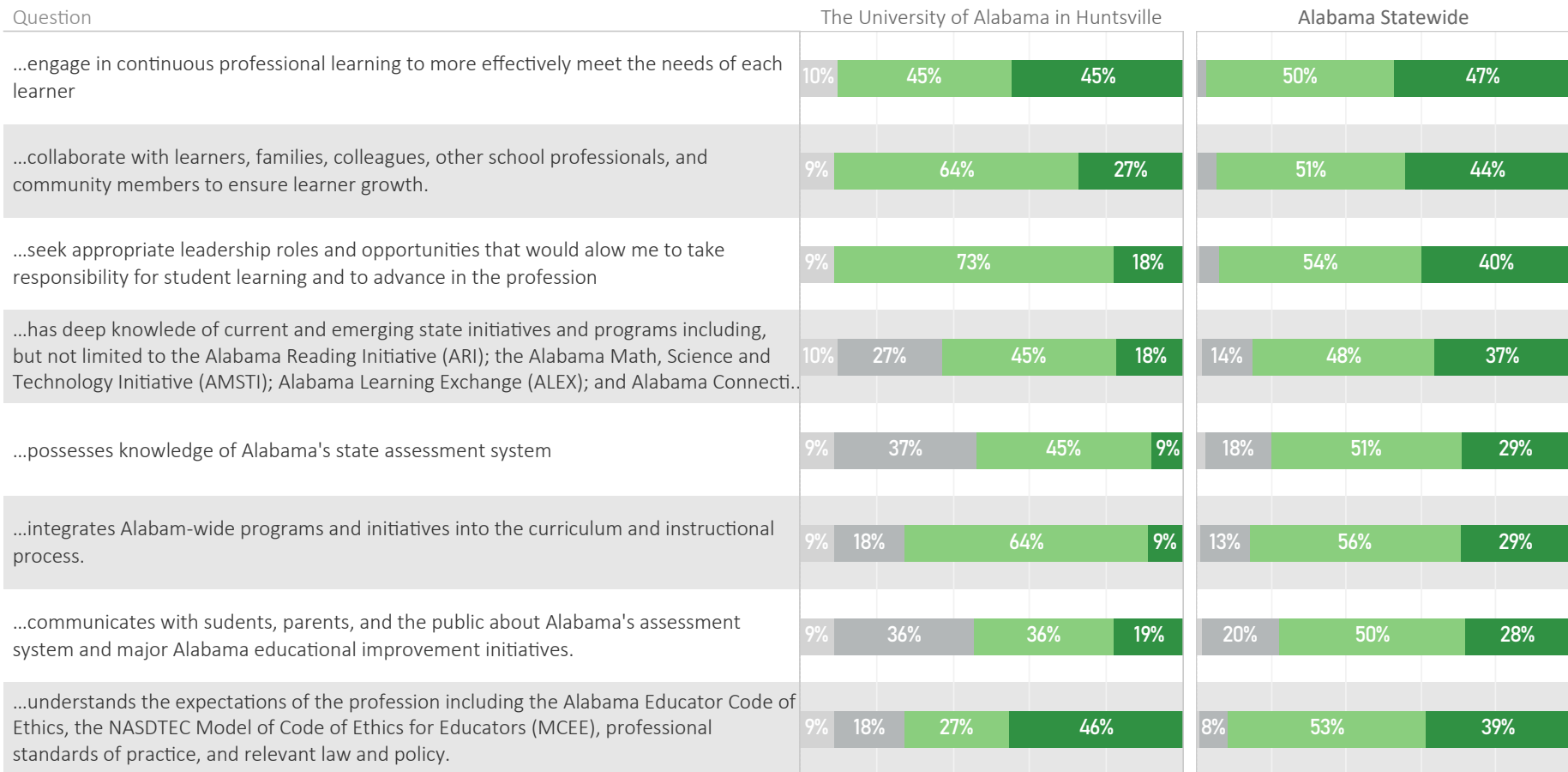
**4**

Nationally Recognized Programs

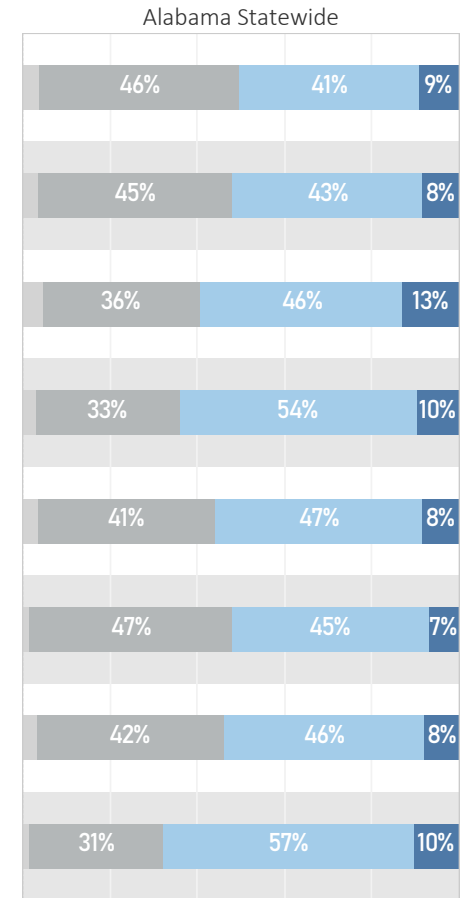
Responses to the First-Year Teacher Survey created by the  
Alabama Association of Colleges for Teacher Education  
**The University of Alabama in Huntsville - Teacher Response**



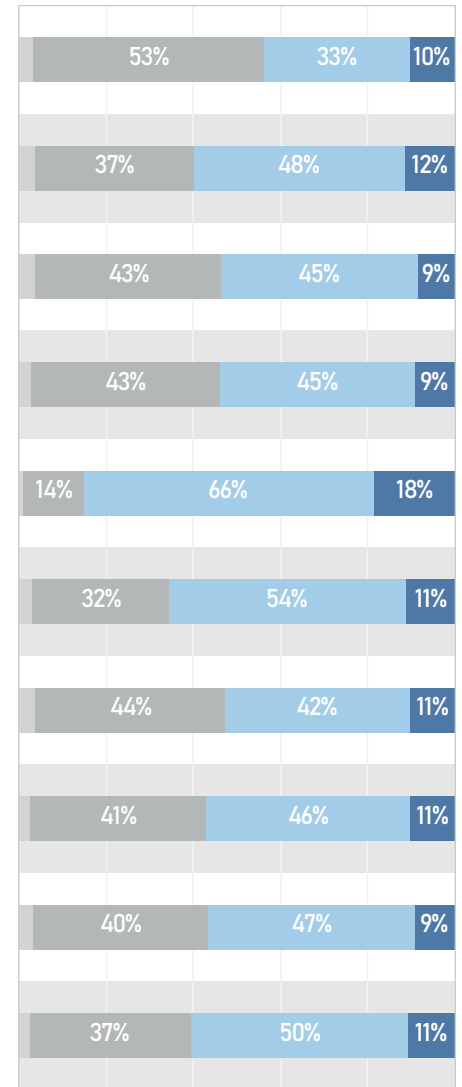
Question	The University of Alabama in Huntsville			Alabama Statewide		
...plan instruction based on information from formative and summative assessments as well as other sources and systematically adjust plans to meet each student's learning needs	9%	55%	36%	53%	43%	
...understand and use a variety of instructional strategies and make learning accessible to all learners	9%	55%	36%	50%	47%	
...encourage learners to develop deep understanding of content areas, make connections across content, and apply content knowledge in meaningful ways	10%	45%	45%	52%	44%	
...use evidence to continually evaluate the effects of my decisions on others and adapt my professional practices to better meet learners' needs	10%	45%	45%	55%	41%	
...practice the profession in an ethical manner	10%	45%	45%	38%	62%	
...collaborate with others to build a positive learning climate marked by respect, rigor, and responsibility	9%	55%	36%	43%	54%	
...engage learners in critical thinking, creativity, collaboration, and communication to address authentic local and global issues	9%	9%	45%	37%	49%	46%
...use assessment to engage learners in their own growth	9%	64%	27%	53%	41%	
...select, create, and sequence learning experiences and performance tasks that support learners in reaching rigorous curriculum goals based on content standards and cross-disciplinary skills	9%	9%	55%	27%	55%	39%
...plan instruction by collaborating with colleagues, specialists, community resources, families and learners to meet individual learning needs	9%	73%	18%	51%	44%	



Responses to the First-Year Teacher Survey created by the  
Alabama Association of Colleges for Teacher Education  
None - Nones

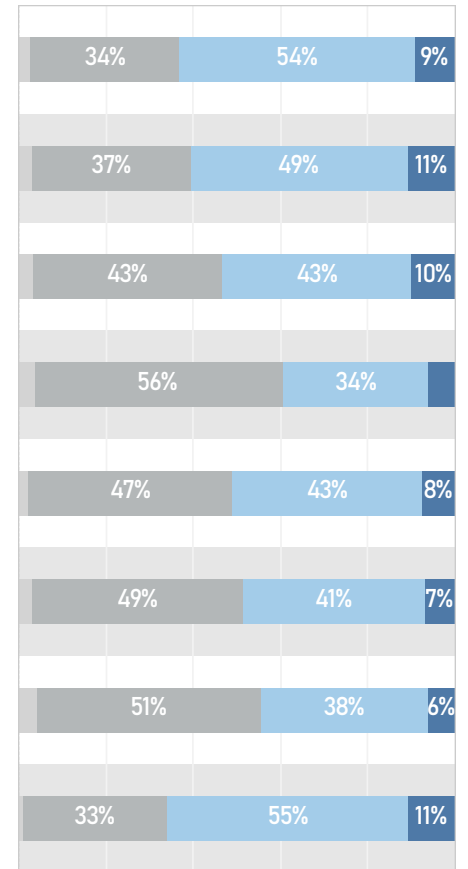


Alabama Statewide






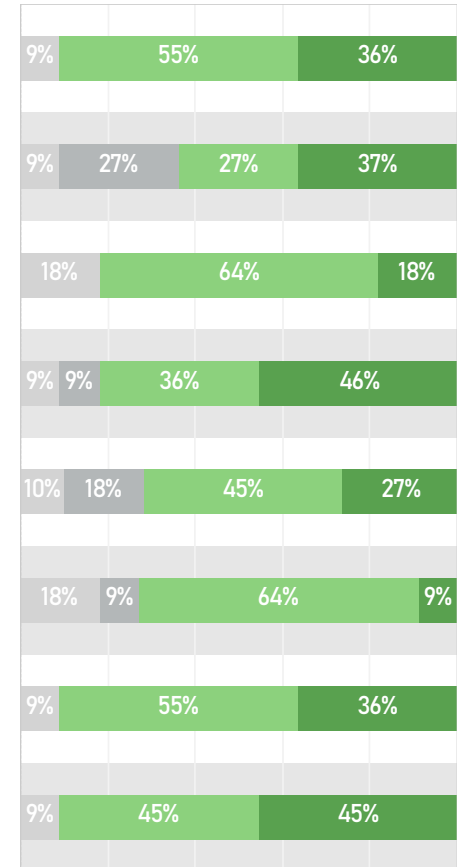
Alabama Statewide



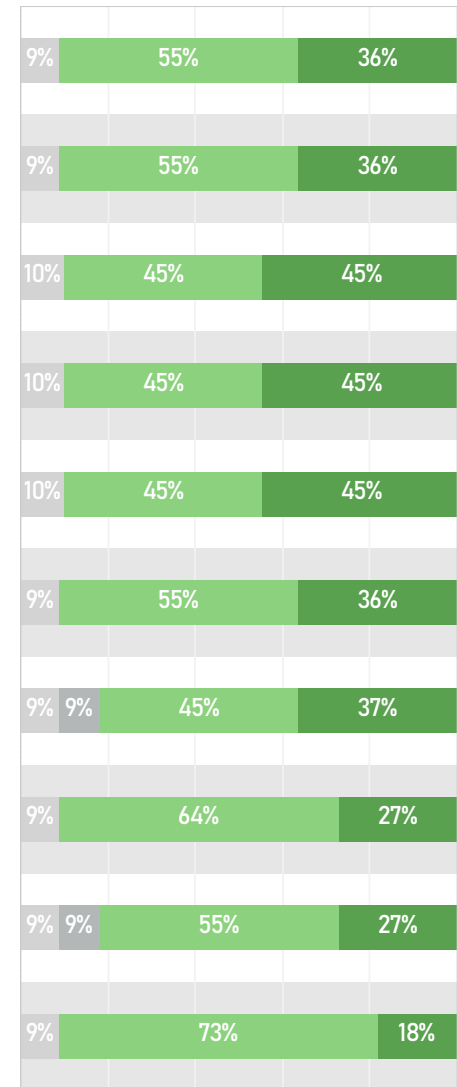
Responses to the First-Year Teacher Survey created by the  
Alabama Association of Colleges for Teacher Education  
None - Employer and Teacher Responses



Teacher Response



Teacher Response



Teacher Response

