

Educator Preparation Institutional Report Card
for Performance on Required Content Knowledge and Pedagogy Tests

and

Responses to the First-Year Teacher Survey created by the
Alabama Association of Colleges for Teacher Education

for

University of North Alabama

Administered by the
Alabama State Department of Education

September 2019

Report Card and Survey Information

Educator Preparation Institutional Report Card

Performance on Required Content Knowledge and Pedagogy Tests

To earn an Alabama educator certificate, based on completion of a traditional approach, an applicant must complete an approved program with a prescribed grade point average (GPA) and meet assessment requirements. Prior to September 1, 2018, assessment requirements included a written test of pedagogical knowledge, Principles of Learning and Teaching (PLT), and a Praxis content test specific to the teaching field or subject for which certification is sought. Effective September 1, 2018, edTPA, a performance assessment, replaced the PLT. No exceptions are made with regard to these requirements.

Responses to the First-Year Teacher Survey created by the

Alabama Association of Colleges for Teacher Education

Alabama Association of Colleges for Teacher Education members developed a survey to be administered electronically to first-year teachers who, during the 2017-2018 school year, completed an Alabama State Board of Education-approved undergraduate (Class B) or alternative master's degree (Class A) program leading to their first or initial Professional Educator Certificate. A companion survey was administered electronically to the employers of those first-year teachers. Data provided in this report include a summary of survey categories and the percentage of first-year teachers who strongly agreed, agreed, disagreed, or strongly disagreed that their program prepared them to teach successfully. The data also provide the percentage of employers who rated their first-year teachers as teacher leader, effective teacher, emerging teacher, or ineffective teacher.

Educator Preparation Institutional Report Card
Performance on Required Content Knowledge and Pedagogy
University of North Alabama - Program Information

Program Approval & Accreditation

<i>Programs Are Approved</i>	Yes
<i>Programs Are Accredited</i>	Yes

Number of Class B Certificates Earned

121

Number of Class A Certificates Earned

16

Nationally Recognized Programs

Class B	No programs recognized	
Class A	School Counselor	Council for Accreditation of Counseling and Related Educational Progr..

Educator Preparation Institutional Report Card
 Performance on Required Content Knowledge and Pedagogy
 University of North Alabama - Class B - Principles of Teaching and Learning

* - Information not reported for less than five test takers
 X - Either an inactive program or no program in the specific area

Subject	Subtest	Number of Test Takers	Number Passed After One Attempt	Percent Passed After One Attempt	Number Passed After Two Attempts	Percent Passed After Two Attempts	Number Passed After Three+ Attempts	Percent Passed After Three+ Attempts
Career & Technical Educa..	Career & Technical Education	*	*	*	*	*	*	*
Early Childhood	Early Childhood	12	12	100%	0	0%	0	0%
Elementary Education	Elementary Education	59	57	97%	2	3%	0	0%
Health/Physical Education	Health/Physical Education	*	*	*	*	*	*	*
Languages Other Than En..	Languages Other Than English	*	*	*	*	*	*	*
Mathematics	Mathematics	*	*	*	*	*	*	*
Performing Arts	Performing Arts	*	*	*	*	*	*	*
Sciences	Sciences	5	5	100%	0	0%	0	0%
Social Studies	Social Studies	12	12	100%	0	0%	0	0%
Special Education	Special Education	10	10	100%	0	0%	0	0%

Program Approval & Accreditation

Programs Are Approved	Yes
Programs Are Accredited	Yes

Number of Class B Certificates Earned

121

Nationally Recognized Programs

Class B	No programs recognized
---------	------------------------

Educator Preparation Institutional Report Card
 Performance on Required Content Knowledge and Pedagogy
 University of North Alabama - Class B - IN ED Praxis Content Tests

* - Information not reported for less than five test takers
 X - Either an inactive program or no program in the specific area

Subject	Subtest	Number of Test Takers	Number Passed After One Attempt	Percent Passed After One Attempt	Number Passed After Two Attempts	Percent Passed After Two Attempts	Number Passed After Three+ Attempts	Percent Passed After Three+ Attempts
Career & Technical Educa..	Career & Technical Education	*	*	*	*	*	*	*
Early Childhood Education	Early Childhood Education	12	9	75%	1	8%	2	17%
	Teaching of Reading	12	5	42%	5	42%	2	16%
Elementary Education	Multiple Subjects: Reading	59	45	76%	6	10%	8	14%
	Teaching of Reading	59	54	92%	4	7%	1	1%
Health/Physical Education	Health/Physical Education	*	*	*	*	*	*	*
Special Education	Core Knowledge/Application	10	10	100%	0	0%	0	0%
	Multiple Subjects: Reading	10	6	60%	1	10%	3	30%

Program Approval & Accreditation

Programs Are Approved **Yes**
 Programs Are Accredited **Yes**

Number of Class B Certificates Earned

121

Nationally Recognized Programs

Class B No programs recognized

Educator Preparation Institutional Report Card
 Performance on Required Content Knowledge and Pedagogy
 University of North Alabama - Class B - NOT IN ED Praxis Content Tests

* - Information not reported for less than five test takers
 X - Either an inactive program or no program in the specific area

Subject	Subtest	Number of Test Takers	Number Passed After One Attempt	Percent Passed After One Attempt	Number Passed After Two Attempts	Percent Passed After Two Attempts	Number Passed After Three+ Attempts	Percent Passed After Three+ Attempts
Elementary Education	Multiple Subjects: Mathematics	59	49	83%	4	7%	6	10%
	Multiple Subjects: Science	59	50	85%	4	7%	5	8%
	Multiple Subjects: Social Studies	59	46	78%	9	15%	4	7%
Languages Other Than En..	Languages Other Than English	*	*	*	*	*	*	*
Mathematics	Mathematics	*	*	*	*	*	*	*
Performing Arts	Performing Arts	*	*	*	*	*	*	*
Sciences	Sciences	5	5	100%	0	0%	0	0%
Social Studies	Social Studies	13	6	46%	3	23%	4	31%
Special Education	Multiple Subjects: Mathematics	10	9	90%	0	0%	1	10%
	Multiple Subjects: Science	10	9	90%	1	10%	0	0%
	Multiple Subjects: Social Studies	10	8	80%	2	20%	0	0%

Program Approval & Accreditation

Programs Are Approved **Yes**
 Programs Are Accredited **Yes**

Number of Class B Certificates Earned

121

Nationally Recognized Programs

Class B No programs recognized

Educator Preparation Institutional Report Card
 Performance on Required Content Knowledge and Pedagogy
 University of North Alabama - Class B - edTPA

* - Information not reported for less than five test takers
 X - Either an inactive program or no program in the specific area

Subject	Subtest	Number of Test Takers	Number Passed After One Attempt	Percent Passed After One Attempt	Number Passed After Two Attempts	Percent Passed After Two Attempts	Number Passed After Three+ Attempts	Percent Passed After Three+ Attempts
Career & Technical Educa..	Career & Technical Education	*	*	*	*	*	*	*
Early Childhood Education	Early Childhood	*	*	*	*	*	*	*
Elementary Education	Elementary	14	14	100%	0	0%	0	0%
Languages Other Than En..	World Language	*	*	*	*	*	*	*
Middle School Mathemat..	Mathematics	*	*	*	*	*	*	*
Performing Arts Education	Performing Arts/Visual Arts	*	*	*	*	*	*	*
Secondary English Langug..	English Language Arts	*	*	*	*	*	*	*
Secondary General Social ..	Geography/History/General Soci..	*	*	*	*	*	*	*
Secondary Health Educati..	Health Education	*	*	*	*	*	*	*
Secondary Mathematics	Mathematics	*	*	*	*	*	*	*
Secondary Physical Educa..	Physical Education	*	*	*	*	*	*	*
Secondary Science	Biology/Chemistry/General Scien..	*	*	*	*	*	*	*
Special Education	Special Education	*	*	*	*	*	*	*

Program Approval & Accreditation

Programs Are Approved **Yes**
 Programs Are Accredited **Yes**

Number of Class B Certificates Earned

121

Nationally Recognized Programs

Class B No programs recognized

Educator Preparation Institutional Report Card
 Performance on Required Content Knowledge and Pedagogy
 University of North Alabama - Alternative Class A - Principles of Teaching and Learning

* - Information not reported for less than five test takers
 X - Either an inactive program or no program in the specific area

Subject	Subtest	Number of Test Takers	Number Passed After One Attempt	Percent Passed After One Attempt	Number Passed After Two Attempts	Percent Passed After Two Attempts	Number Passed After Three+ Attempts	Percent Passed After Three+ Attempts
Elementary Education	Elementary Education	*	*	*	*	*	*	*
English for Speakers of Ot..	English for Speakers of Other La..	*	*	*	*	*	*	*
English Language Arts	English Language Arts	5	5	100%	0	0%	0	0%
Health/Physical Education	Health/Physical Education	*	*	*	*	*	*	*
Languages Other Than En..	Languages Other Than English	*	*	*	*	*	*	*
Mathematics	Mathematics	*	*	*	*	*	*	*
Performing Arts	Performing Arts	*	*	*	*	*	*	*
Sciences	Sciences	*	*	*	*	*	*	*
Social Studies	Social Studies	*	*	*	*	*	*	*
Special Education	Special Education	*	*	*	*	*	*	*

Program Approval & Accreditation

Programs Are Approved **Yes**
 Programs Are Accredited **Yes**

Number of Class A Certificates Earned

16

Nationally Recognized Programs

Class A School Counselor Council for Accreditation of Counseling and Relate..

Educator Preparation Institutional Report Card
 Performance on Required Content Knowledge and Pedagogy
 University of North Alabama - Alternative Class A - IN ED Praxis Content Tests

* - Information not reported for less than five test takers
 X - Either an inactive program or no program in the specific area

Subject	Subtest	Number of Test Takers	Number Passed After One Attempt	Percent Passed After One Attempt	Number Passed After Two Attempts	Percent Passed After Two Attempts	Number Passed After Three+ Attempts	Percent Passed After Three+ Attempts
Career & Technical Educa..	Career & Technical Education	*	*	*	*	*	*	*
Early Childhood Education	Early Childhood Education	*	*	*	*	*	*	*
	Teaching of Reading	*	*	*	*	*	*	*
Elementary Education	Multiple Subjects: Reading	*	*	*	*	*	*	*
	Teaching of Reading	*	*	*	*	*	*	*
Health/Physical Education	Health/Physical Education	*	*	*	*	*	*	*
Special Education	Core Knowledge/Application	*	*	*	*	*	*	*
	Multiple Subjects: Reading	*	*	*	*	*	*	*

Program Approval & Accreditation

Programs Are Approved **Yes**
 Programs Are Accredited **Yes**

Number of Class A Certificates Earned

16

Nationally Recognized Programs

Class A School Counselor Council for Accreditation of Counseling and Relate..

Educator Preparation Institutional Report Card
 Performance on Required Content Knowledge and Pedagogy
 University of North Alabama - Alternative Class A - NOT IN ED Praxis Content Tests

* - Information not reported for less than five test takers
 X - Either an inactive program or no program in the specific area

Subject	Subtest	Number of Test Takers	Number Passed After One Attempt	Percent Passed After One Attempt	Number Passed After Two Attempts	Percent Passed After Two Attempts	Number Passed After Three+ Attempts	Percent Passed After Three+ Attempts
English for Speakers of Ot..	English for Speakers of Other La..	*	*	*	*	*	*	*
English Language Arts	English Language Arts	5	5	100%	0	0%	0	0%
Performing Arts	Performing Arts	*	*	*	*	*	*	*
Science	Science	*	*	*	*	*	*	*
Social Studies	Social Studies	*	*	*	*	*	*	*

Program Approval & Accreditation

Programs Are Approved **Yes**
 Programs Are Accredited **Yes**

Number of Class A Certificates Earned

16

Nationally Recognized Programs

Class A School Counselor Council for Accreditation of Counseling and Relate..

Educator Preparation Institutional Report Card
 Performance on Required Content Knowledge and Pedagogy
 University of North Alabama - Alternative Class A - edTPA

* - Information not reported for less than five test takers
 X - Either an inactive program or no program in the specific area

Subject	Subtest	Number of Test Takers	Number Passed After One Attempt	Percent Passed After One Attempt	Number Passed After Two Attempts	Percent Passed After Two Attempts	Number Passed After Three+ Attempts	Percent Passed After Three+ Attempts
Career & Technical Educa..	Career & Technical Education	*	*	*	*	*	*	*
Early Childhood Education	Early Childhood	*	*	*	*	*	*	*
Elementary Education	Elementary	*	*	*	*	*	*	*
English for Speakers of Ot..	English as an Additional Language	*	*	*	*	*	*	*
Languages Other Than En..	World Language	*	*	*	*	*	*	*
Secondary English Langug..	English Language Arts	*	*	*	*	*	*	*
Secondary General Social ..	Geography/History/General Soci..	*	*	*	*	*	*	*
Secondary Health Educati..	Health Education	*	*	*	*	*	*	*
Secondary Mathematics	Mathematics	*	*	*	*	*	*	*
Secondary Physical Educa..	Physical Education	*	*	*	*	*	*	*
Secondary Science	Biology/Chemistry/General Scien..	*	*	*	*	*	*	*
Special Education	Special Education	*	*	*	*	*	*	*

Program Approval & Accreditation

Programs Are Approved **Yes**
 Programs Are Accredited **Yes**

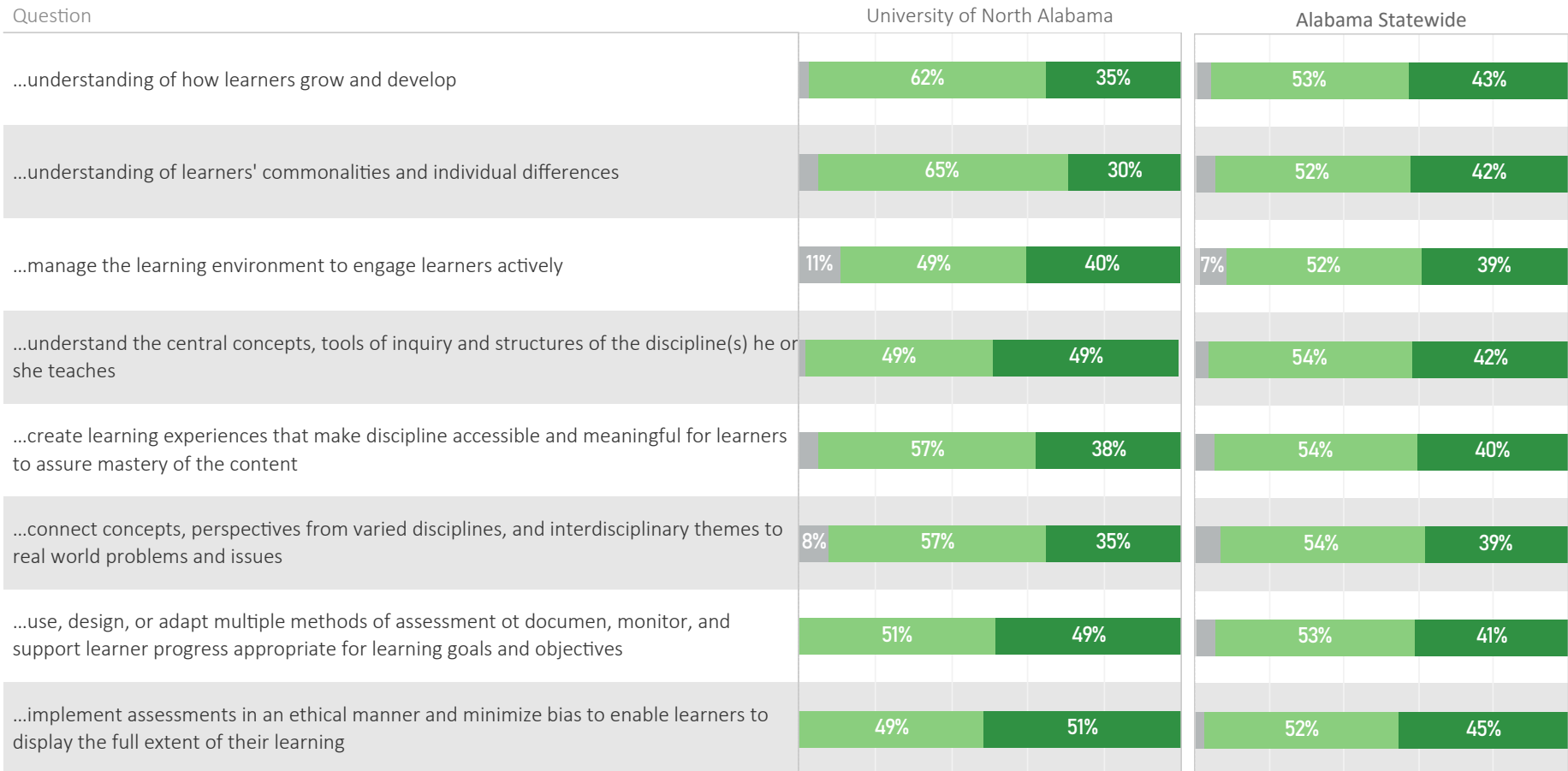

Number of Class A Certificates Earned

16

Nationally Recognized Programs

Class A School Counselor Council for Accreditation of Counseling and Relate..

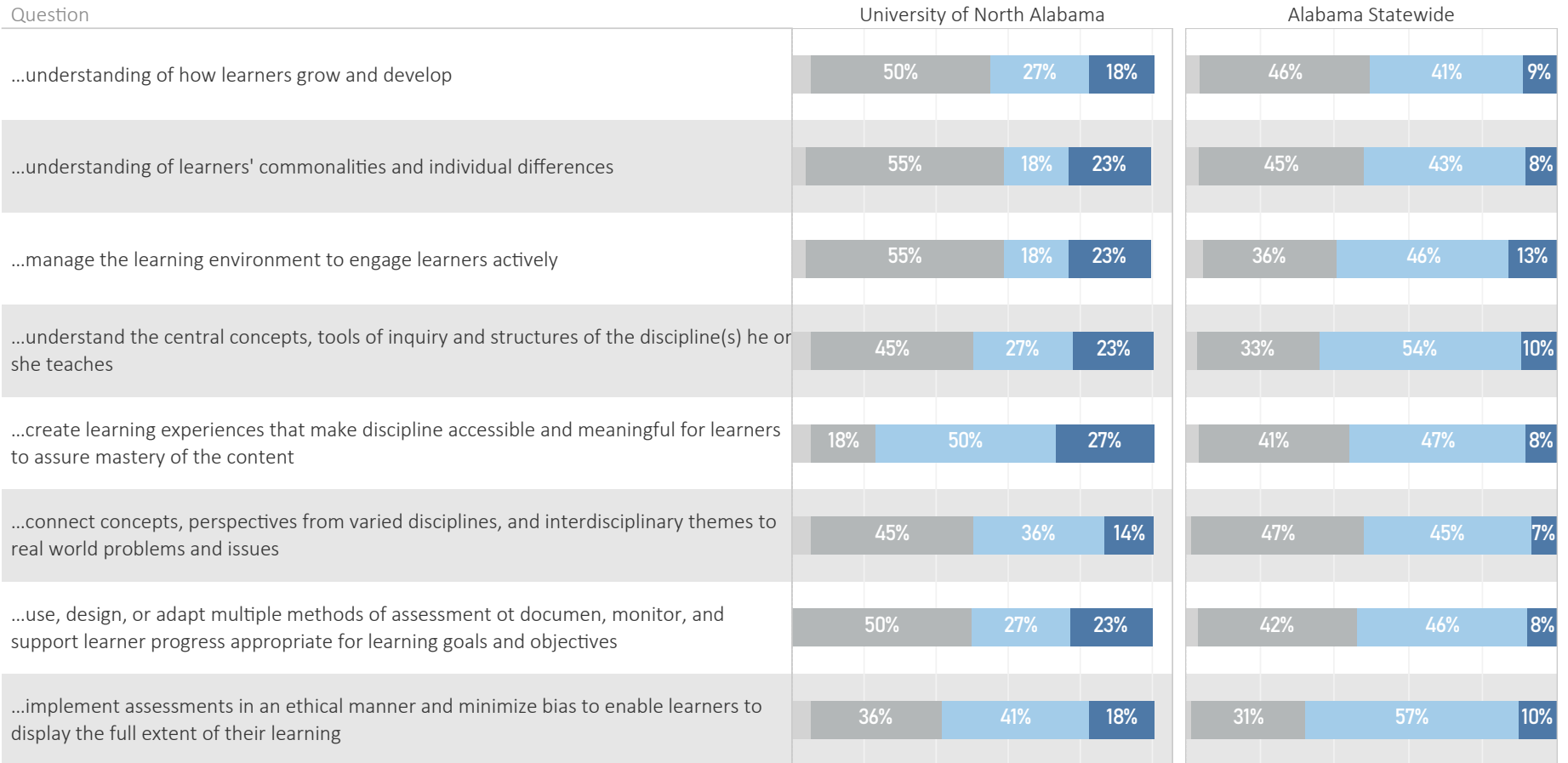
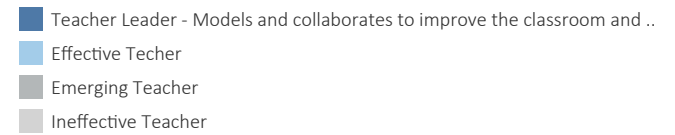
Responses to the First-Year Teacher Survey created by the
Alabama Association of Colleges for Teacher Education
University of North Alabama - Teacher Response



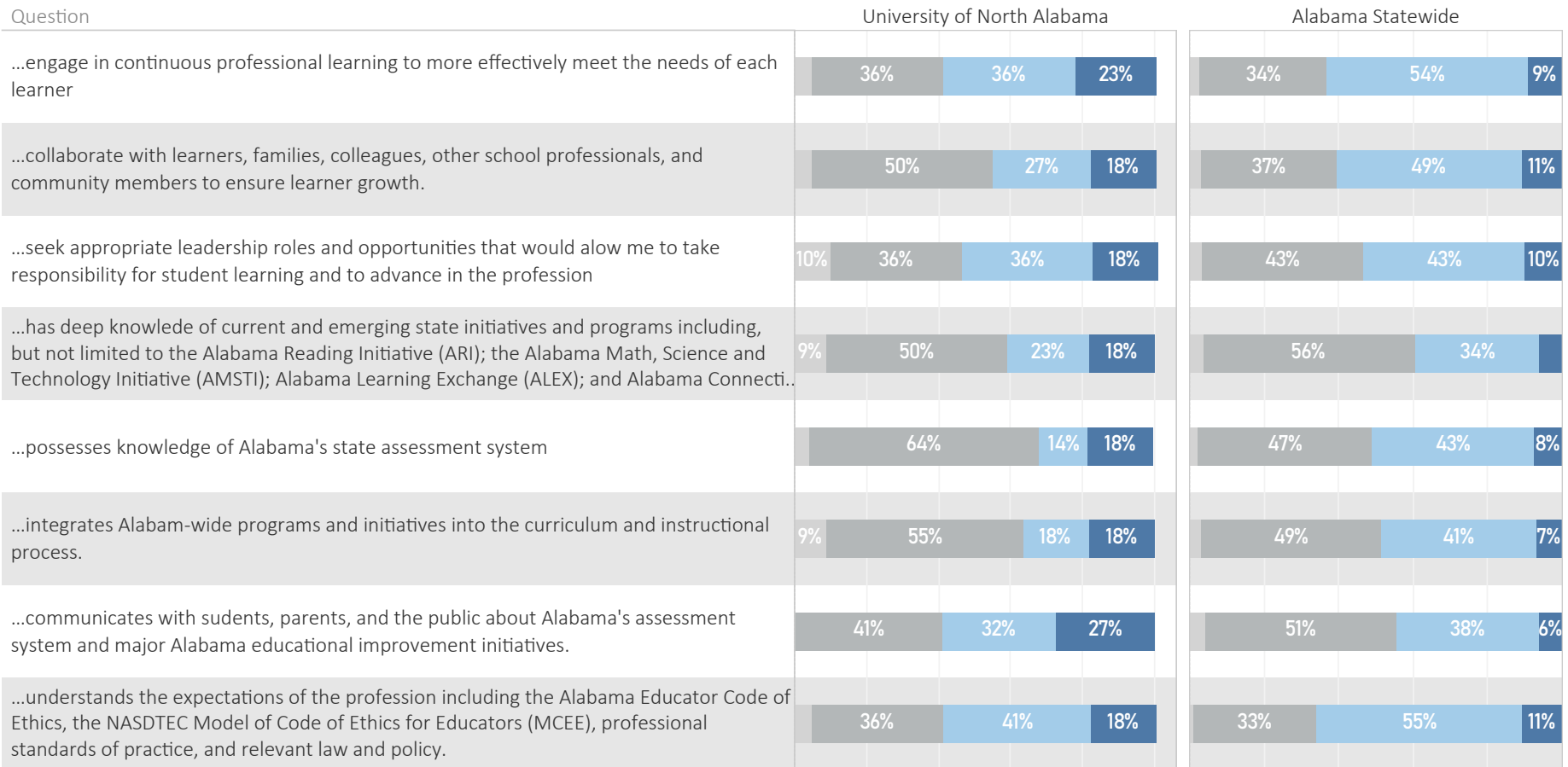
Question	University of North Alabama		Alabama Statewide	
...plan instruction based on information from formative and summative assessments as well as other sources and systematically adjust plans to meet each student's learning needs	49%	51%	53%	43%
...understand and use a variety of instructional strategies and make learning accessible to all learners	49%	49%	50%	47%
...encourage learners to develop deep understanding of content areas, make connections across content, and apply content knowledge in meaningful ways	54%	43%	52%	44%
...use evidence to continually evaluate the effects of my decisions on others and adapt my professional practices to better meet learners' needs	57%	43%	55%	41%
...practice the profession in an ethical manner	43%	57%	38%	62%
...collaborate with others to build a positive learning climate marked by respect, rigor, and responsibility	43%	57%	43%	54%
...engage learners in critical thinking, creativity, collaboration, and communication to address authentic local and global issues	54%	43%	49%	46%
...use assessment to engage learners in their own growth	51%	46%	53%	41%
...select, create, and sequence learning experiences and performance tasks that support learners in reaching rigorous curriculum goals based on content standards and cross-disciplinary skills	59%	36%	55%	39%
...plan instruction by collaborating with colleagues, specialists, community resources, families and learners to meet individual learning needs	54%	46%	51%	44%

Question	University of North Alabama			Alabama Statewide		
...engage in continuous professional learning to more effectively meet the needs of each learner		49%	49%		50%	47%
...collaborate with learners, families, colleagues, other school professionals, and community members to ensure learner growth.		51%	49%		51%	44%
...seek appropriate leadership roles and opportunities that would allow me to take responsibility for student learning and to advance in the profession		54%	46%		54%	40%
...has deep knowledge of current and emerging state initiatives and programs including, but not limited to the Alabama Reading Initiative (ARI); the Alabama Math, Science and Technology Initiative (AMSTI); Alabama Learning Exchange (ALEX); and Alabama Connecti..	11%	35%	54%	14%	48%	37%
...possesses knowledge of Alabama's state assessment system	11%	57%	32%	18%	51%	29%
...integrates Alabam-wide programs and initiatives into the curriculum and instructional process.	8%	54%	38%	13%	56%	29%
...communicates with students, parents, and the public about Alabama's assessment system and major Alabama educational improvement initiatives.	14%	62%	24%	20%	50%	28%
...understands the expectations of the profession including the Alabama Educator Code of Ethics, the NASDTEC Model of Code of Ethics for Educators (MCEE), professional standards of practice, and relevant law and policy.		51%	46%	8%	53%	39%

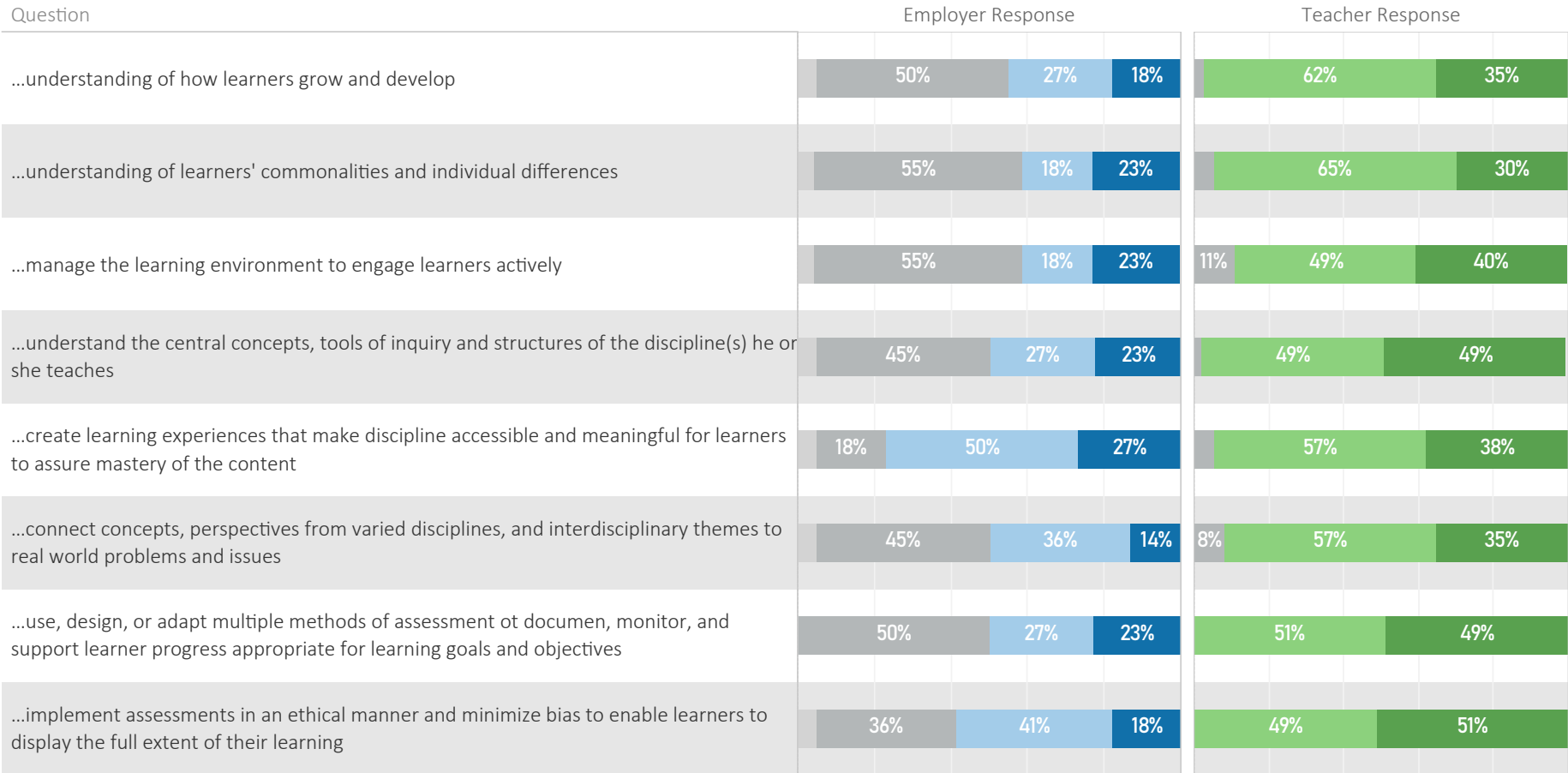
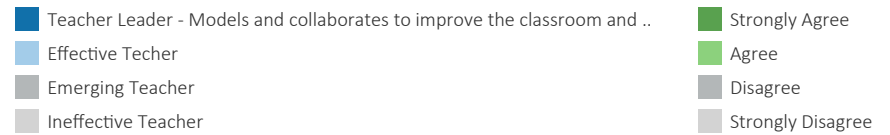
Responses to the First-Year Teacher Survey created by the
Alabama Association of Colleges for Teacher Education
University of North Alabama - Employer Responses



Question	University of North Alabama				Alabama Statewide			
...plan instruction based on information from formative and summative assessments as well as other sources and systematically adjust plans to meet each student's learning needs	50%	32%	18%		53%	33%	10%	
...understand and use a variety of instructional strategies and make learning accessible to all learners	55%	18%	23%		37%	48%	12%	
...encourage learners to develop deep understanding of content areas, make connections across content, and apply content knowledge in meaningful ways	50%	32%	18%		43%	45%	9%	
...use evidence to continually evaluate the effects of my decisions on others and adapt my professional practices to better meet learners' needs	41%	32%	23%		43%	45%	9%	
...practice the profession in an ethical manner	9%	50%	23%	18%	14%	66%	18%	
...collaborate with others to build a positive learning climate marked by respect, rigor, and responsibility	45%	27%	23%		32%	54%	11%	
...engage learners in critical thinking, creativity, collaboration, and communication to address authentic local and global issues	50%	27%	23%		44%	42%	11%	
...use assessment to engage learners in their own growth	9%	50%	18%	23%	41%	46%	11%	
...select, create, and sequence learning experiences and performance tasks that support learners in reaching rigorous curriculum goals based on content standards and cross-disciplinary skills	50%	27%	18%		40%	47%	9%	
...plan instruction by collaborating with colleagues, specialists, community resources, families and learners to meet individual learning needs	9%	59%	18%	14%	37%	50%	11%	



Responses to the First-Year Teacher Survey created by the Alabama Association of Colleges for Teacher Education
University of North Alabama - Employer and Teacher Responses



Question	Employer Response				Teacher Response	
...plan instruction based on information from formative and summative assessments as well as other sources and systematically adjust plans to meet each student's learning needs	50%	32%	18%		49%	51%
...understand and use a variety of instructional strategies and make learning accessible to all learners	55%	18%	23%		49%	49%
...encourage learners to develop deep understanding of content areas, make connections across content, and apply content knowledge in meaningful ways	50%	32%	18%		54%	43%
...use evidence to continually evaluate the effects of my decisions on others and adapt my professional practices to better meet learners' needs	41%	32%	23%		57%	43%
...practice the profession in an ethical manner	9%	50%	23%	18%	43%	57%
...collaborate with others to build a positive learning climate marked by respect, rigor, and responsibility	45%	27%	23%		43%	57%
...engage learners in critical thinking, creativity, collaboration, and communication to address authentic local and global issues	50%	27%	23%		54%	43%
...use assessment to engage learners in their own growth	9%	50%	18%	23%	51%	46%
...select, create, and sequence learning experiences and performance tasks that support learners in reaching rigorous curriculum goals based on content standards and cross-disciplinary skills	50%	27%	18%		59%	36%
...plan instruction by collaborating with colleagues, specialists, community resources, families and learners to meet individual learning needs	9%	59%	18%	14%	54%	46%

Question	Employer Response				Teacher Response			
...engage in continuous professional learning to more effectively meet the needs of each learner		36%	36%	23%		49%	49%	
...collaborate with learners, families, colleagues, other school professionals, and community members to ensure learner growth.		50%	27%	18%		51%	49%	
...seek appropriate leadership roles and opportunities that would allow me to take responsibility for student learning and to advance in the profession	10%	36%	36%	18%		54%	46%	
...has deep knowledge of current and emerging state initiatives and programs including, but not limited to the Alabama Reading Initiative (ARI); the Alabama Math, Science and Technology Initiative (AMSTI); Alabama Learning Exchange (ALEX); and Alabama Connecti..	9%	50%	23%	18%	11%	35%	54%	
...possesses knowledge of Alabama's state assessment system		64%	14%	18%	11%	57%	32%	
...integrates Alabam-wide programs and initiatives into the curriculum and instructional process.	9%	55%	18%	18%	8%	54%	38%	
...communicates with students, parents, and the public about Alabama's assessment system and major Alabama educational improvement initiatives.		41%	32%	27%	14%	62%	24%	
...understands the expectations of the profession including the Alabama Educator Code of Ethics, the NASDTEC Model of Code of Ethics for Educators (MCEE), professional standards of practice, and relevant law and policy.		36%	41%	18%		51%	46%	