



The Transition Year 2019-2020

From ASSIST to eProve Title I ACIP Requirements

REQUIRED COMPONENTS FOR TITLE I SCHOOLS

Surveys (data from survey results assist with developing a school's needs assessment)	Title I Diagnostics (ALSDE Content Tab in eProve Diagnostics)	Continuous Improvement Plan (ACIP)
Title I Parent Survey	Schoolwide or Targeted Assistance Title I Comprehensive Needs Assessment	This is an annual plan that contains strategic themes, objectives, critical initiatives, activities, financial resources, etc.
Teacher Surveys or Inventories	Schoolwide or Targeted Assistance Title I ACIP Assurances	
Student Surveys or Inventories	Schoolwide or Targeted Assistance Title I Parent and Family Engagement Plan	
	Schoolwide or Targeted Assistance Title I Coordination of Resources- Comprehensive Budget	

WHERE TO FIND THE REQUIRED COMPONENTS



e|Prove surveys

Go to surveys



e|Prove diagnostics

Go to diagnostics



e|Prove strategies

Go to strategies

Title I Parent Survey

(The required Title I Parent Survey can found under the ALSDE Content Tab in both English and Spanish)

Schoolwide **or** Targeted Assistance Title I Comprehensive Needs Assessment

This is an annual plan that contains strategic themes, objectives, critical initiatives, activities, financial resources, etc.

Teacher Surveys or Inventories

(LEAs may use **any** teacher survey/inventory found under the AdvancED Certified Content Tab or utilize another survey of their choice)

Schoolwide **or** Targeted Assistance Title I ACIP Assurances

Student Surveys or Inventories

(LEAs may use **any** student survey/inventory found under the AdvancED Certified Content Tab or utilize another survey of their choice)

Schoolwide **or** Targeted Assistance Title I Parent and Family Engagement Plan

Schoolwide **or** Targeted Assistance Title I Coordination of Resources- Comprehensive Budget

Starting the Process

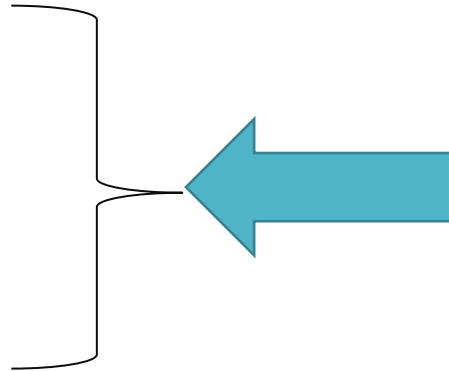
Have a strong ACIP Committee/Leadership Team in Place

ACIP committee must include:

- Teachers
- Principals
- Administrators
- Other appropriate school staff
- Students (secondary school)
- Parents
- Other appropriate Community Members

The eProve Suite

eProve Surveys
eProve Diagnostics
eProve Strategies
eProve ELEOT
eProve Workspace



Schoolwide & Targeted Assistance
Title I Schools will mainly utilize these three
platforms within the eProve Suite when
completing their ACIPs



Login



Log in to: <https://myjourney.advanc-ed.org/login>

Email Address

⚠ Email is required.

Password


⚠ Password is required.

Login

[Request Password](#)

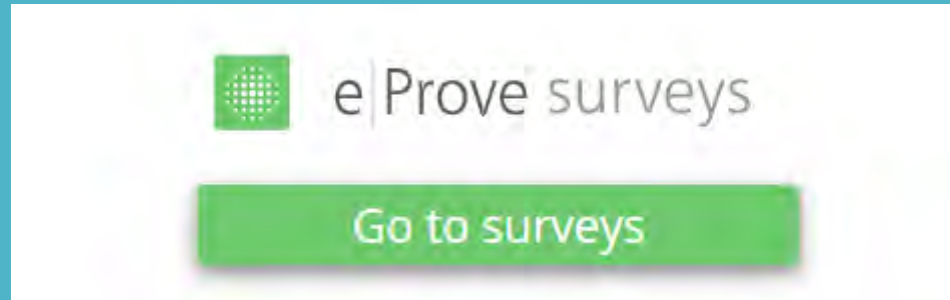
[Contact us for login help](#)

myJourneyTM



Do **not** input any new ACIP plans into the ASSIST platform. It is suggested that schools save information that they wish to keep on a flash drive or hard drive.

Surveys and Inventories



- *ALSDE Content Tab: Required Title I Parent survey (Available in English and Spanish)
- AdvancED Surveys (certified content tab)
- AdvancED Inventories (certified content tab)
- eProve Surveys allows schools/LEAs to Create their own surveys

In addition to the **required** Title I Parent Survey, Title I schools are welcome to use additional parent surveys/inventories to collect parent perception data.

Browse Content

Search by target group, name, description and status

Filter By

All


AdvancED Certified Content

Alabama Department of ...



Target Group	Content Name	Description	Status	Actions
Parent	Encuesta para los padres sobre el Artículo I (Title I)	None	Published	⋮
Parent	Title I Parent Survey 2019	None	Published	⋮
Staff	Alabama Educator Technology Survey - 2019	None	Published	⋮

Required Title I Diagnostics

 e|Prove diagnostics

Go to diagnostics

Schoolwide Diagnostic or Targeted Assistance Diagnostic: These diagnostics are found under the [ALSDE Content Tab](#)

1. *Comprehensive Needs Assessment*
2. *ACIP Assurances*
3. *Parent and Family Engagement*
4. *Coordination of Resources- Comprehensive Budget (Excel Spreadsheet that must be downloaded, completed, and uploaded as an attachment)*





<div><div><div><div></div></div></div><div><div>Search</div></div><div><div>Filter By</div><div>All</div></div></div>			
<div><div>Advanced Certified Content</div><div>Alabama Department of ...</div></div>			
Type	Content Name	Description	Actions
Systems	Virtual School Assurances	Assurance for Virtual School Act 2015-89	
Systems	Alabama Public Charter School Authorizer Diagnostic	The Diagnostic for the Compliance of Alabama Public Charter Schools is located under the Diagnostic tab in eProve. Please create it to see the expectations during an authorizing review. Please answer the questions with an explanation, a description, or a statement of assurance.	
Systems	Alabama Public Charter School Authorizer Assurance	Please answer the following questions and upload evidence in the attachments. The Authorizer will complete the Assurance and the reviewer will complete the Assurance. Any findings will result in corrective actions.	
Systems	ALSDE District Technology Plan 2019-2020	Required for All LEAs	
Schools	ALSDE School Technology Plan 2019-2020	Optional for Schools	

Filter By Schools

AdvancED Certified Content

Alabama Department of ...

Type	Content Name	Description	Actions
Schools	ALSDE School Technology Plan 2019-2020	Optional for Schools	
Schools	 2019-2020 Title I Schoolwide Diagnostic for ACIP	This diagnostic tool is aligned with requirements for the Title I Schoolwide schools as described in section 1114(b)(6) Every Student Succeeds Act (ESSA).	
Schools	 2019-2020 Title I Targeted Assistance Diagnostic for ACIP	This diagnostic tool is aligned with requirements for the Title I Targeted Assistance schools as described in the Every Student Succeeds Act (ESSA).	

Continuous Improvement Plan/ACIP



- Vision
- Mission
- Beliefs
- Priority Statements
- Strategic Themes
- Objectives
- Critical Initiatives
- Key Measures

eProve Strategies Help

1. Download the *inFocus Guidebook* after logging in to myJourney.



2. https://padlet.com/andrel_harrison1970/StrategicThinkingResourcesAlabamaSchools

Terminology & Step Differences

ASSIST	<u>eProve</u>
Data Collection (Surveys, Diagnostics, etc.)	Future Priority Current Reality
N/A	Priority Statement (reflects connections/gaps)
Goals	Strategic Themes (Big ideas)
N/A	Align to Vision/Mission/Beliefs (p.30)
Objectives (measures were at this level)	Objective for each priority
Strategies	Critical Initiatives (more than one for each obj)
N/A	Key Measures (high level)
Activities	Activities
Resource Allocation	Required Financial Resources
N/A	Activity Measure(s)
Timelines	Launch Date
N/A	Targets (cycles)



e Prove strategies

Go to strategies



ENVISIONING PHASE

PLANNING PHASE

IMPLEMENTING PHASE

EVALUATING PHASE

www.advanc-ed.org

Click to add users, see other plans that have been created, or to download resources, including the *inFocus Guide*

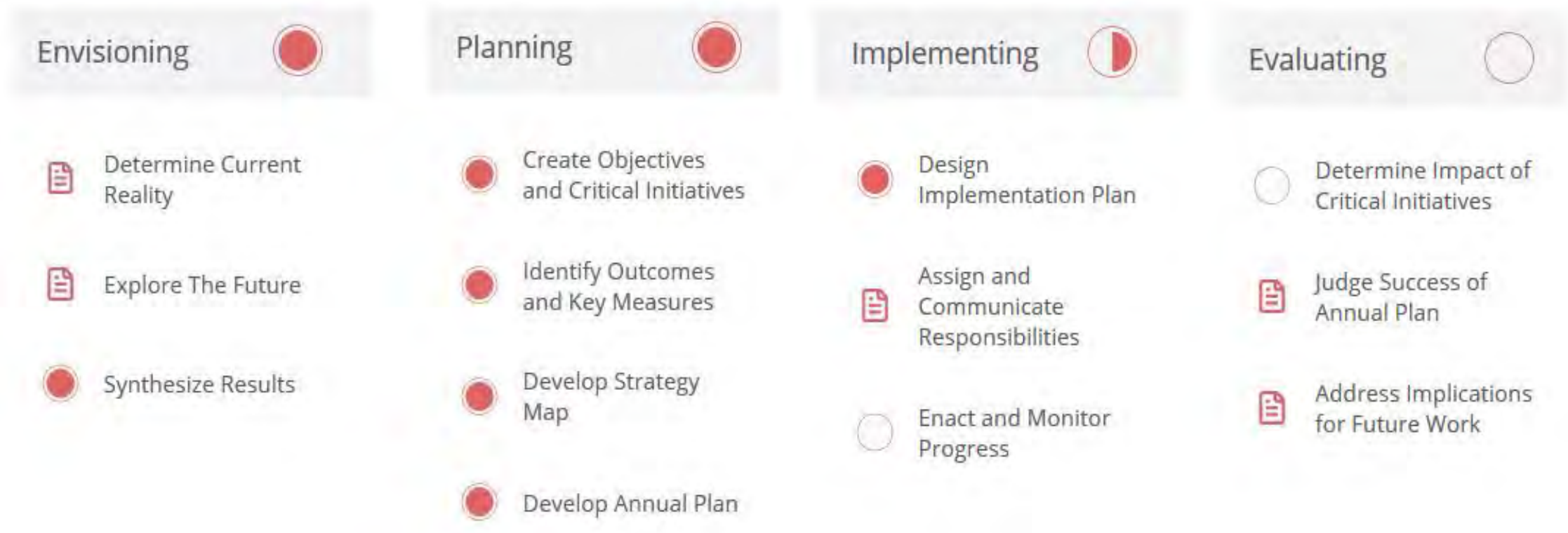
My Plans




New Plan

Name	Institution	Creator	Last Modified	Start Date	End Date	Status
------	-------------	---------	---------------	------------	----------	--------

Create a new plan



Complete the various phases within eProve Strategies: Envisioning, Planning, Implementing, and Evaluating

strategies

My Plans

Name	Institution	Creator	Last Modified	Start Date
------	-------------	---------	---------------	------------

Districts may choose to select target dates for more than one academic year. AdvancED suggests 3 to 5 years for accreditation purposes.

Create a new plan

New Plan

Name

Remaining: 80

Select Target Dates



Cancel

Save



My Plans

[New Plan](#)

Name	Institution	Creator	Last Modified	Start Date	End Date	Status
Sample ACIP	Montgomery, Alabama	Alabama Department of Education (ALSDE)	07/17/2019	08/01/2019	05/31/2022	

-
- Open
 - Edit
 - Download
 - Delete
 - Copy

Once the plan has been created and opened, complete the Envisioning, Planning, and Implementing sections within eProve Strategies.

- Be sure to add financial resources to each activity the school plans to use Title dollars for under the “*Design Implementation Plan*” section.

←

strategies

Synthesize Results

Planning

Create Objectives and Critical Initiatives

Identify Outcomes and Key Measures

Develop Strategy Map

Develop Annual Plan

Implementing

Design Implementation Plan

Assign and Communicate Responsibilities

Enact and Monitor Progress

Select Annual Implementation Plan Dates

Start Date

End Date

View

Critical Initiative

Plan and implement high quality instruction

Start Date: 06/03/2019 End Date: 06/28/2019

Objective: Utilize assessment data and analysis of student growth to assess

Critical Initiative

Utilize formative assessments and summative assessments

Start Date: 06/01/2019 End Date: 06/29/2019

Objective: Utilize assessment data and analysis of student growth to assess st

Critical Initiative

hire a graduation coach and career tech job coach to assist with preparing students for gradu

Start Date: 06/04/2019 End Date: 06/08/2019

Objective: Students will graduate prepared for college and/or career with th

Add Activity Information

Activity Description

Enter activity description here

Remaining: 50

Select a Tag

Select a Tag

Person Responsible

Enter person responsible here

Remaining: 50

Required Financial Resources

\$ 0.00

Other Resources

Enter other resources here

Remaining: 100

Launch Date

Select launch date

Activity Measure(s)

eProve Strategies “Outputs”

- **Strategy Map**
 - a tool used to communicate an institution’s long-term improvement plan that features long-term objectives, critical initiatives, key metrics, vision, mission and beliefs.
- **Annual Improvement Plan**
 - a summary of an institution’s short-term or immediate focus for the coming year that features its strategic themes, objectives, critical initiatives and key measures.
- **Annual Implementation Plan**
 - The Annual Implementation Plan – a detailed yearly improvement plan that provides staff members with clear direction on the activities, financial resources, activity measures, launch dates and target dates to execute the plan.

The Annual Implementation Plan

This output should be used as your school's yearly ACIP plan.

The Annual Implementation Plan – a detailed yearly improvement plan that provides staff members with clear direction on the activities, financial resources, activity measures, launch dates and target dates to execute the plan.

Output of Implementing Phase – Annual Implementation Plan

08/01/2018 - 05/31/2019

Personalization

Critical Initiative

Provide professional development for personalized learning

Objective: Provide more active, personalized learning opportunities to support student readiness

Activity

Collect data regarding teachers' current knowledge

Person responsible: coaches and leadership team

Launch Date: 07/25/2018

Required Resources:

Financial Resource: \$0.00

Other Resource: staff surveys


Activity Measure(s)

Benchmark(s)


Classroom observations, Teacher self-assessment surveys. Professional learning credits (PLC) minutes

Benchmark:




Target Date:

 Develop Strategy Map Develop Annual Plan

Implementing

 Design Implementation Plan Assign and Communicate Responsibilities Enact and Monitor Progress

Evaluating

 Determine Impact of Critical Initiatives Judge Success of Annual Plan Address Implications for Future Work Output

Envisioning Phase

The Envisioning Phase expands an institution's view of its current reality and potential future to establish a foundation for decisions about continuous improvement planning. In this phase, specific actions guide you toward deeply understanding your institution and its community. When the work of envisioning is completed, your institution is better equipped to shape the direction for its long- and short-term Priorities, Objectives, and Critical Initiatives.

In this Envisioning subphase, the institution determines its Priorities and Strategic Themes and ensures there is alignment with its Vision, Mission and Beliefs.

Download the guide to learn about the Envisioning Phase.

1. Institution's Vision:

Our vision is that every student will achieve to his or her maximum potential.

2. Institution's Mission:

Our mission is to ensure all students graduate college or career ready.

3. Institution's Beliefs:

We believe all students can learn.

 [Click here to print Strategy Map, Annual Improvement Plan and/or Annual Implementation Plan](#)



Develop Strategy
Map

Develop Annual Plan

Implementing

Design
Implementation Plan

Assign and
Communicate
Responsibilities

Enact and Monitor
Progress

Evaluating

Determine Impact of
Critical Initiatives

Judge Success of
Annual Plan

Address Implications
for Future Work

Output

Strategy Map

Annual Improvement Plan

Annual Implementation Plan

Theory of Action

Select Annual Implementation Plan Dates

Start Date



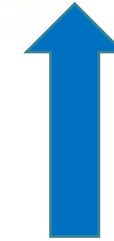
End Date



Select Critical Initiative

Select a Critical Initiative

View



Select Annual Implementation Plan

Input the dates for the timeframe of your Annual implementation Plan and click view and download.

Reminders

Surveys (data from survey results assist with developing a school's needs assessment)	Title I Diagnostics (ALSDE Content Tab in eProve Diagnostics)	Continuous Improvement Plan (ACIP)
Title I Parent Survey (Found under the ALSDE Content Tab)	Schoolwide or Targeted Assistance Title I Comprehensive Needs Assessment	This is an annual plan that includes strategic themes, objectives, critical initiatives, activities, financial resources, etc.
Teacher Surveys or Inventories	Schoolwide or Targeted Assistance Title I ACIP Assurances	Be sure to include all federal dollars used in the financial resources section of the plan.
Student Surveys or Inventories	Schoolwide or Targeted Assistance Title I Parent and Family Engagement	The <i>Annual Implementation Plan</i> within eProve Strategies will function as your school's yearly ACIP.
	Schoolwide or Targeted Assistance Title I Coordination of Resources- Comprehensive Budget	

For more information on eProve, please join us at the AdvancED Connect Conference!



ALABAMA CONFERENCE

October 1-2, 2019

*Frazer Memorial
United Methodist Church
Montgomery, Alabama*

Contact Information

For technical assistance with utilizing the eProve Platforms
Dr. Andre Harrison – aharrison@advanc-ed.org
334-322-2666

For technical assistance with the eProve website
Jean Scott- jscott@alsde.edu
334-649-4715

For technical assistance with the ACIP as it relates to Title I
Dr. Milanda Dean- mdean@alsde.edu
or
Jina Rudolph- jina.rudolph@alsde.edu
334-694-4516