

Educator Preparation Institutional Report Card
for Performance on Required Content Knowledge and Pedagogy Tests

and

Responses to the First-Year Teacher Survey created by the
Alabama Association of Colleges for Teacher Education

for

Alabama Statewide

Administered by the
Alabama State Department of Education

September 2021

Report Card and Survey Information

Educator Preparation Institutional Report Card

Performance on Required Content Knowledge and Pedagogy Tests

To earn an Alabama educator certificate, based on completion of a traditional approach, an applicant must complete an approved program with a prescribed grade point average (GPA) and meet assessment requirements. Prior to September 1, 2018, assessment requirements included a written test of pedagogical knowledge, Principles of Learning and Teaching (PLT), and a Praxis content test specific to the teaching field or subject for which certification is sought. Effective September 1, 2018, edTPA, a performance assessment, replaced the PLT. No exceptions are made with regard to these requirements.

Responses to the First-Year Teacher Survey created by the

Alabama Association of Colleges for Teacher Education

Alabama Association of Colleges for Teacher Education members developed a survey to be administered electronically to first-year teachers who, during the 2017-2018 school year, completed an Alabama State Board of Education-approved undergraduate (Class B) or alternative master's degree (Class A) program leading to their first or initial Professional Educator Certificate. A companion survey was administered electronically to the employers of those first-year teachers. Data provided in this report include a summary of survey categories and the percentage of first-year teachers who strongly agreed, agreed, disagreed, or strongly disagreed that their program prepared them to teach successfully. The data also provide the percentage of employers who rated their first-year teachers as teacher leader, effective teacher, emerging teacher, or ineffective teacher.

Educator Preparation Institutional Report Card
Performance on Required Content Knowledge and Pedagogy
Alabama Statewide - Program Information

Program Approval & Accreditation

<i>Programs Are Approved</i>	25 of 25
<i>Programs Are Accredited</i>	20 of 25

Number of Class B Certificates Earned

2,082

Number of Class A Certificates Earned

365

Nationally Recognized Programs

Class B	See individual schools
Class A	See individual schools

Educator Preparation Institutional Report Card
 Performance on Required Content Knowledge and Pedagogy
 Alabama Statewide - Bachelor's - Principles of Teaching and Learning

* - Information not reported for less than five test takers
 X - Either an inactive program or no program in the specific area

Test Heading	Subtest	Number of Test Takers	Number Passed After One Attempt	Percent Passed After One Attempt	Number Passed After Two Attempts	Percent Passed After Two Attempts	Number Passed After Three or more Attempts	Percent Passed After Three or more Attempts
Career and Technical Education	Career and Technical Education	*	*	*	*	*	*	*
Early Childhood Education	Early Childhood Education	*	*	*	*	*	*	*
English Language Arts	English Language Arts	*	*	*	*	*	*	*
Health/Physical Education	Health/Physical Education	0	0	0%	0	0%	0	0%
Languages Other than English	Languages Other than English	*	*	*	*	*	*	*
Performing Arts	Performing Arts	*	*	*	*	*	*	*
Sciences	Sciences	*	*	*	*	*	*	*
Social Studies	Social Studies	*	*	*	*	*	*	*
Special Education	Special Education	*	*	*	*	*	*	*

Program Approval & Accreditation

Programs Are Approved **25 of 25**
 Programs Are Accredited **20 of 25**

Nationally Recognized Programs

Class B See individual schools

Number of Class B Certificates Earned

2,082

Educator Preparation Institutional Report Card
 Performance on Required Content Knowledge and Pedagogy
 Alabama Statewide - Bachelor's - IN ED Praxis Content Tests

* - Information not reported for less than five test takers

X - Either an inactive program or no program in the specific area

Test Heading	Subtest	Number of Test Takers	Number Passed After One Attempt	Percent Passed After One Attempt	Number Passed After Two Attempts	Percent Passed After Two Attempts	Number Passed After Three or more Attempts	Percent Passed After Three or more Attempts
Early Childhood Education	Early Childhood Education	379	359	95%	1	0%	19	5%
	Teaching Reading	377	333	88%	1	0%	43	11%
Elementary Education	Multiple Subjects: Reading	779	628	81%	2	0%	149	19%
	Teaching of Reading	777	707	91%	3	0%	67	9%
Health/Physical Education	Health/Physical Education	70	62	89%	1	1%	7	10%
Special Education	Core Knowledge/ Application	251	245	98%	0	0%	6	2%
	Early Childhood Education	76	72	95%	0	0%	4	5%
	Multiple Subjects: Reading	207	165	80%	1	0%	41	20%

Program Approval & Accreditation

Programs Are Approved **25 of 25**

Programs Are Accredited **20 of 25**

Nationally Recognized Programs

Class B See individual schools

Number of Class B Certificates Earned

2,082

Educator Preparation Institutional Report Card
 Performance on Required Content Knowledge and Pedagogy
 Alabama Statewide - Bachelor's - NOT IN ED Praxis Content Tests

* - Information not reported for less than five test takers
 X - Either an inactive program or no program in the specific area

Test Heading	Subtest	Number of Test Takers	Number Passed After One Attempt	Percent Passed After One Attempt	Number Passed After Two Attempts	Percent Passed After Two Attempts	Number Passed After Three or more Attempts	Percent Passed After Three or more Attempts
Career and Technical Education	Career and Technical Education	17	13	76%	0	0%	4	24%
Elementary Education	Multiple Subjects: Mathematics	779	716	92%	1	0%	62	8%
	Multiple Subjects: Science	779	621	80%	2	0%	156	20%
	Multiple Subjects: Social Studies	779	660	85%	3	0%	116	15%
English Language Arts	English Language Arts	119	119	100%	0	0%	0	0%
Languages Other than English	Languages Other than English	*	*	*	*	*	*	*
Mathematics	Mathematics	45	27	60%	0	0%	18	40%
Performing Arts	Performing Arts	97	93	96%	0	0%	4	4%
Sciences	Sciences	52	41	79%	0	0%	11	21%
Social Studies	Social Studies	96	69	72%	0	0%	27	28%
Special Education	Multiple Subjects: Mathematics	207	189	91%	0	0%	18	9%
	Multiple Subjects: Science	207	171	83%	0	0%	36	17%
	Multiple Subjects: Social Studies	207	175	85%	5	2%	27	13%

Program Approval & Accreditation

Programs Are Approved **25 of 25**
 Programs Are Accredited **20 of 25**

Nationally Recognized Programs

Class B See individual schools

Number of Class B Certificates Earned

2,082

Educator Preparation Institutional Report Card
 Performance on Required Content Knowledge and Pedagogy
 Alabama Statewide - Bachelor's - edTPA

* - Information not reported for less than five test takers

X - Either an inactive program or no program in the specific area

Test Heading	Subtest	Number of Test Takers	Number Passed After One Attempt	Percent Passed After One Attempt	Number Passed After Two Attempts	Percent Passed After Two Attempts	Number Passed After Three or more Attempts	Percent Passed After Three or more Attempts
Career and Technical Education	Career and Technical Education	17	16	94%	0	0%	1	6%
Early Childhood Education	Early Childhood Education	115	109	95%	1	1%	5	4%
Elementary Education	Elementary Education	777	727	94%	9	1%	41	5%
English Language Arts	English Language Arts	118	118	100%	0	0%	0	0%
Health/Physical Education	Health/Physical Education	69	58	84%	0	0%	11	16%
Mathematics	Mathematics	45	41	91%	0	0%	4	9%
Performing Arts	Performing Arts	97	93	96%	0	0%	4	4%
Sciences	Sciences	52	48	92%	0	0%	4	8%
Social Studies	Social Studies	96	95	99%	0	0%	1	1%
Special Education	Special Education	88	86	98%	0	0%	2	2%

Program Approval & Accreditation

Programs Are Approved **25 of 25**

Programs Are Accredited **20 of 25**

Nationally Recognized Programs

Class B See individual schools

Number of Class B Certificates Earned

2,082

Educator Preparation Institutional Report Card
 Performance on Required Content Knowledge and Pedagogy
 Alabama Statewide - Alternative Master's - Principles of Teaching and Learning

* - Information not reported for less than five test takers

X - Either an inactive program or no program in the specific area

Test Heading	Subtest	Number of Test Takers	Number Passed After One Attempt	Percent Passed After One Attempt	Number Passed After Two Attempts	Percent Passed After Two Attempts	Number Passed After Three or more Attempts	Percent Passed After Three or more Attempts
Career and Technical Education	Career and Technical Education	*	*	*	*	*	*	*
Early Childhood Education	Early Childhood Education	*	*	*	*	*	*	*
English for Speakers of Other Languages	English for Speakers of Other Languages	0	0	0%	0	0%	0	0%
English Language Arts	English Language Arts	*	*	*	*	*	*	*
Health/Physical Education	Health/Physical Education	*	*	*	*	*	*	*
Languages Other than English	Languages Other than English	*	*	*	*	*	*	*
Mathematics	Mathematics	*	*	*	*	*	*	*
Performing Arts	Performing Arts	*	*	*	*	*	*	*
Sciences	Sciences	*	*	*	*	*	*	*
Social Studies	Social Studies	*	*	*	*	*	*	*
Special Education	Special Education	7	7	100%	0	0%	0	0%

Program Approval & Accreditation

Programs Are Approved **25 of 25**
 Programs Are Accredited **20 of 25**

Nationally Recognized Programs

Class A See individual schools

Number of Class A Certificates Earned

365

Educator Preparation Institutional Report Card
 Performance on Required Content Knowledge and Pedagogy
 Alabama Statewide - Alternative Master's - IN ED Praxis Content Tests

* - Information not reported for less than five test takers

X - Either an inactive program or no program in the specific area

Test Heading	Subtest	Number of Test Takers	Number Passed After One Attempt	Percent Passed After One Attempt	Number Passed After Two Attempts	Percent Passed After Two Attempts	Number Passed After Three or more Attempts	Percent Passed After Three or more Attempts
Early Childhood Education	Early Childhood Education	26	24	92%	0	0%	2	8%
	Teaching Reading	26	22	85%	0	0%	4	15%
Elementary Education	Multiple Subjects: Reading	56	45	80%	0	0%	11	20%
	Teaching of Reading	56	45	80%	1	2%	10	18%
Health/Physical Education	Health/Physical Education	15	14	93%	0	0%	1	7%
Special Education	Core Knowledge/ Application	60	59	98%	0	0%	1	2%
	Early Childhood Education	*	*	*	*	*	*	*
	Multiple Subjects: Reading	37	28	76%	0	0%	9	24%

Program Approval & Accreditation

Programs Are Approved **25 of 25**

Programs Are Accredited **20 of 25**

Nationally Recognized Programs

Class A See individual schools

Number of Class A Certificates Earned

365

Educator Preparation Institutional Report Card
 Performance on Required Content Knowledge and Pedagogy
 Alabama Statewide - Alternative Master's - NOT IN ED Praxis Content Tests

* - Information not reported for less than five test takers

X - Either an inactive program or no program in the specific area

Test Heading	Subtest	Number of Test Takers	Number Passed After One Attempt	Percent Passed After One Attempt	Number Passed After Two Attempts	Percent Passed After Two Attempts	Number Passed After Three or more Attempts	Percent Passed After Three or more Attempts
Career and Technical Education	Career and Technical Education	*	*	*	*	*	*	*
Elementary Education	Multiple Subjects: Mathematics	56	48	86%	1	2%	7	13%
	Multiple Subjects: Science	56	46	82%	0	0%	10	18%
	Multiple Subjects: Social Studies	56	47	84%	0	0%	9	16%
English for Speakers of Other Languages	English for Speakers of Other Languages	9	7	78%	0	0%	2	22%
English Language Arts	English Language Arts	38	38	100%	0	0%	0	0%
Languages Other than English	Languages Other than English	6	6	100%	0	0%	0	0%
Mathematics	Mathematics	30	23	77%	0	0%	7	23%
Performing Arts	Performing Arts	13	13	100%	0	0%	0	0%
Sciences	Sciences	39	29	74%	1	3%	9	23%
Social Studies	Social Studies	36	30	83%	0	0%	6	17%
Special Education	Multiple Subjects: Mathematics	37	29	78%	0	0%	8	22%
	Multiple Subjects: Science	37	30	81%	1	3%	6	16%
	Multiple Subjects: Social Studies	37	31	84%	1	3%	5	14%

Program Approval & Accreditation

Programs Are Approved **25 of 25**
 Programs Are Accredited **20 of 25**

Nationally Recognized Programs

Class A See individual schools

Number of Class A Certificates Earned

365

Educator Preparation Institutional Report Card
 Performance on Required Content Knowledge and Pedagogy
 Alabama Statewide - Alternative Master's - edTPA

* - Information not reported for less than five test takers

X - Either an inactive program or no program in the specific area

Test Heading	Subtest	Number of Test Takers	Number Passed After One Attempt	Percent Passed After One Attempt	Number Passed After Two Attempts	Percent Passed After Two Attempts	Number Passed After Three or more Attempts	Percent Passed After Three or more Attempts
Career and Technical Education	Career and Technical Education	*	*	*	*	*	*	*
Early Childhood Education	Early Childhood Education	19	18	95%	0	0%	1	5%
Elementary Education	Elementary Education	56	49	88%	1	2%	6	11%
English for Speakers of Other Languages	English for Speakers of Other Languages	9	8	89%	0	0%	1	11%
English Language Arts	English Language Arts	38	37	97%	1	3%	0	0%
Health/Physical Education	Health/Physical Education	15	12	80%	0	0%	3	20%
Languages Other than English	Languages Other than English	*	*	*	*	*	*	*
Mathematics	Mathematics	30	25	83%	0	0%	5	17%
Performing Arts	Performing Arts	13	13	100%	0	0%	0	0%
Sciences	Sciences	39	34	87%	0	0%	5	13%
Social Studies	Social Studies	36	34	94%	0	0%	2	6%
Special Education	Special Education	58	54	93%	1	2%	3	5%

Program Approval & Accreditation

Programs Are Approved **25 of 25**
 Programs Are Accredited **20 of 25**

Nationally Recognized Programs

Class A See individual schools

Number of Class A Certificates Earned

365

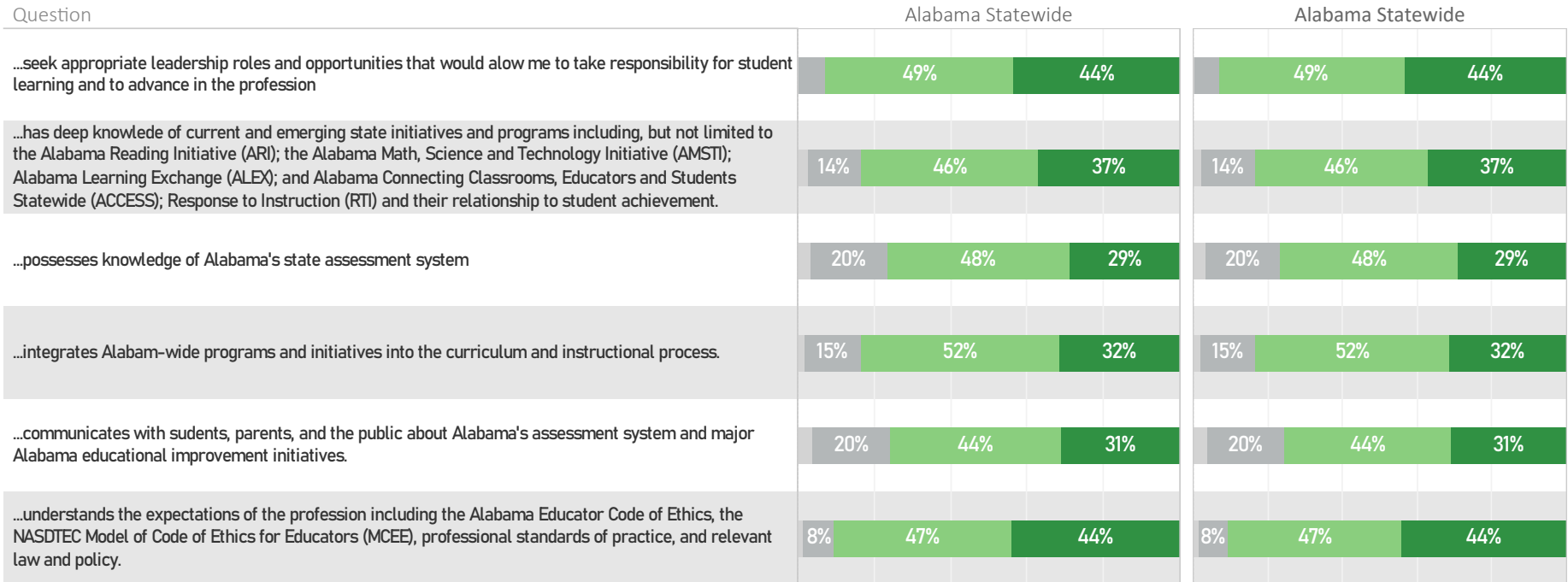
Responses to the First-Year Teacher Survey created by the
Alabama Association of Colleges for Teacher Education
Alabama Statewide - Teacher Responses



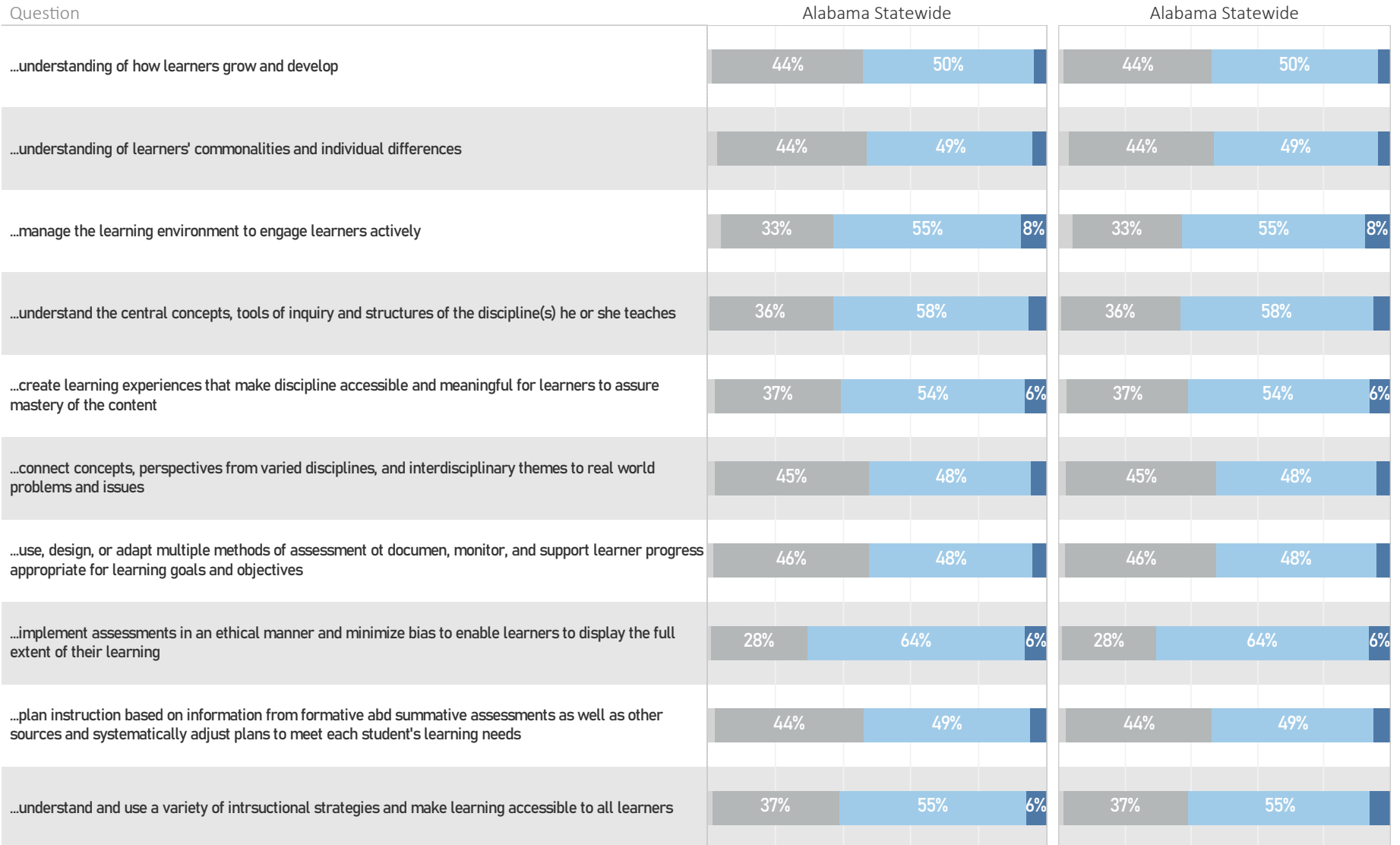
Responses to the First-Year Teacher Survey created by the
Alabama Association of Colleges for Teacher Education
Alabama Statewide - Teacher Responses



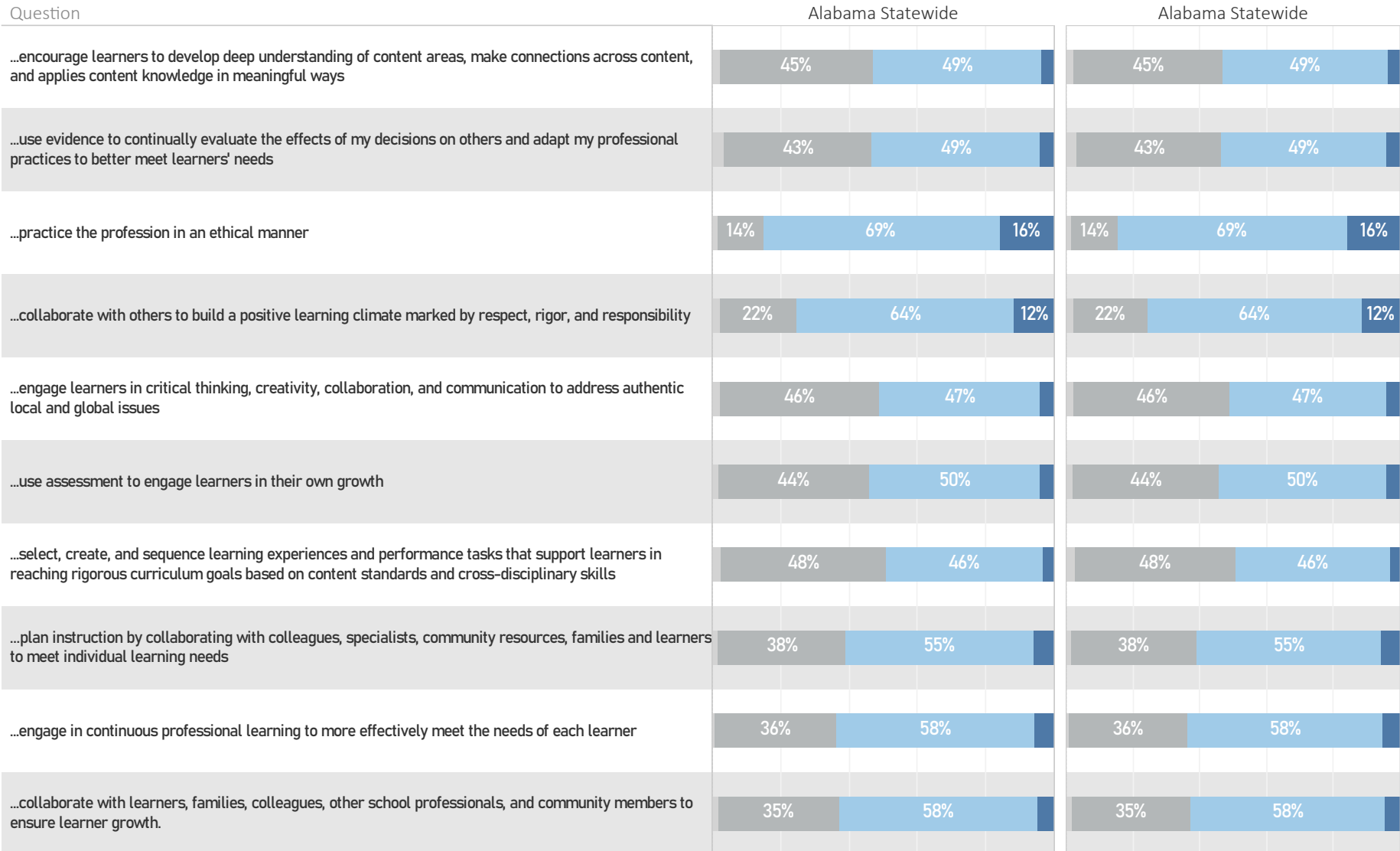
Responses to the First-Year Teacher Survey created by the
Alabama Association of Colleges for Teacher Education
Alabama Statewide - Teacher Responses



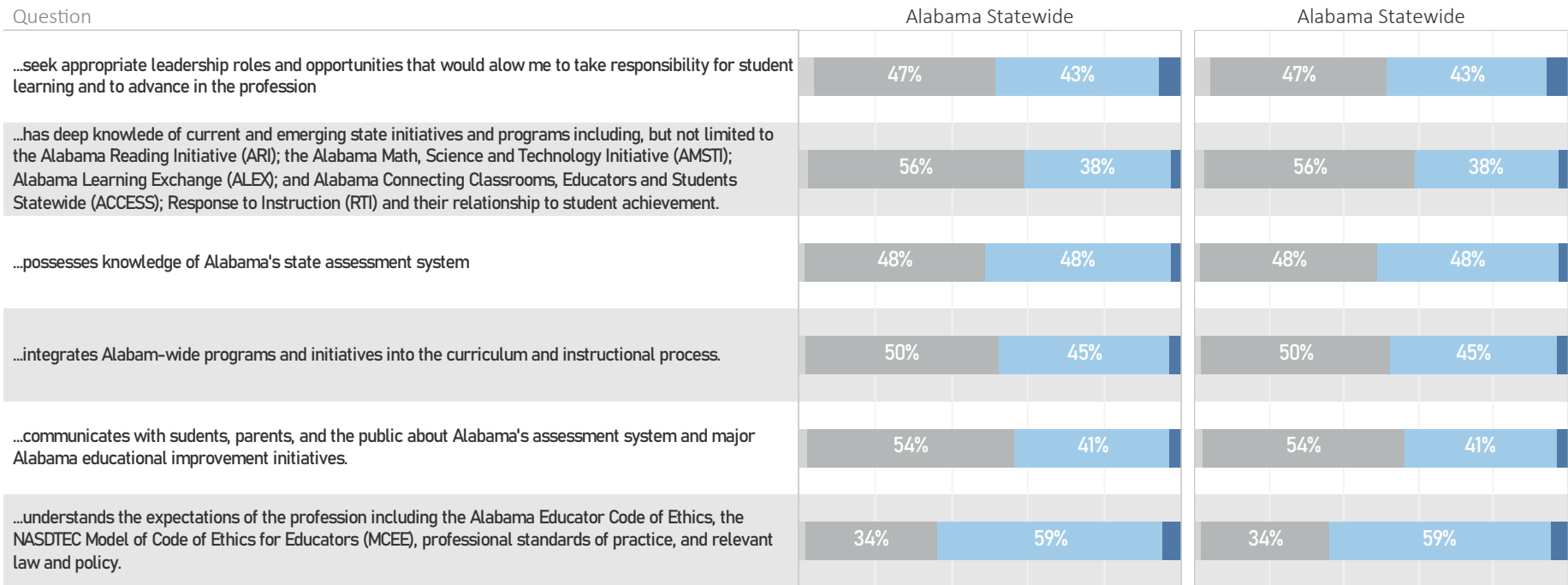
Responses to the First-Year Teacher Survey created by the
Alabama Association of Colleges for Teacher Education
Alabama Statewide - Employer Responses



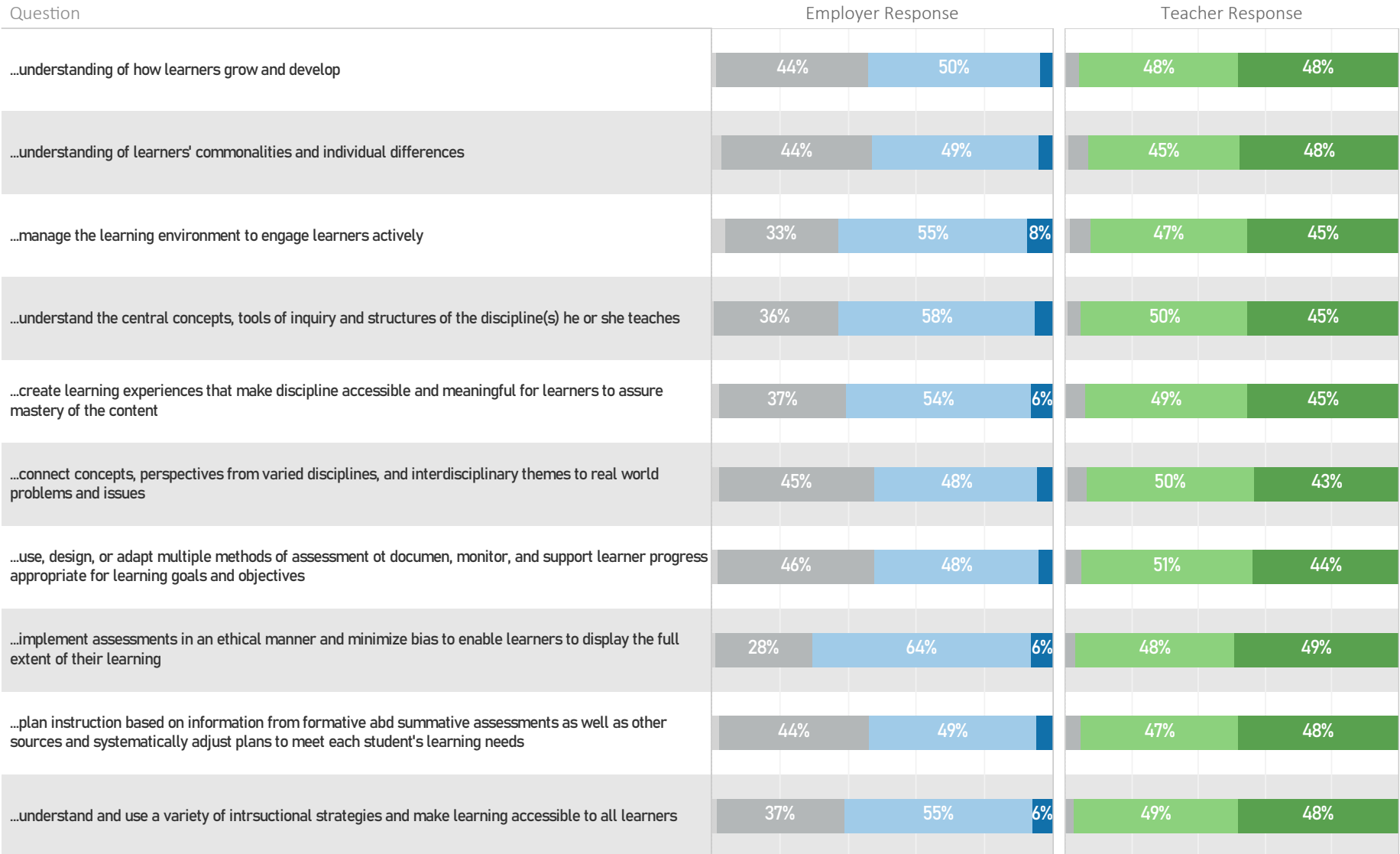
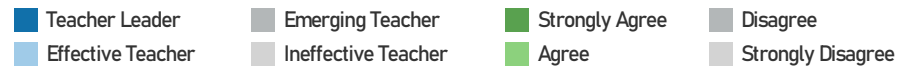
Responses to the First-Year Teacher Survey created by the
Alabama Association of Colleges for Teacher Education
Alabama Statewide - Employer Responses



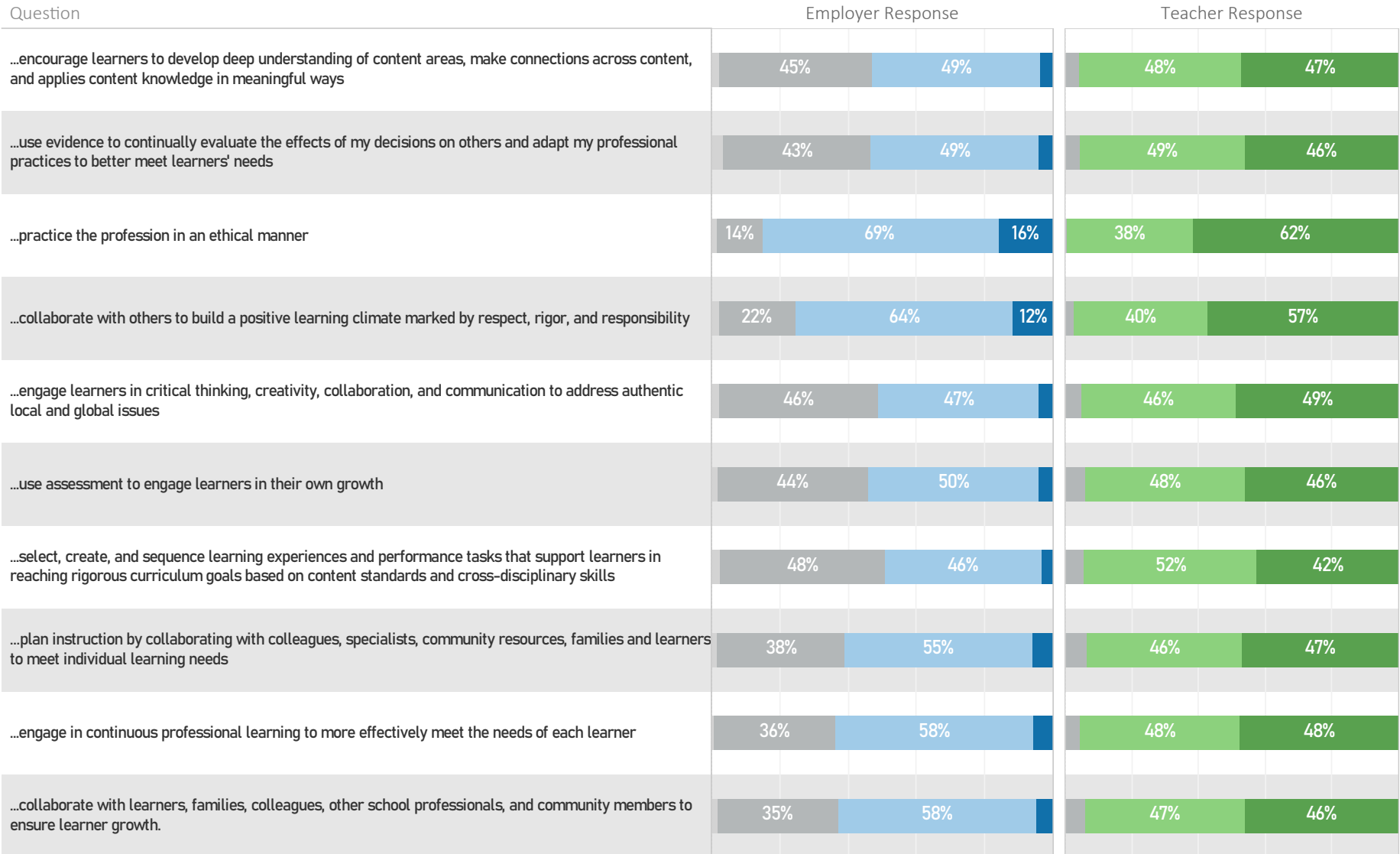
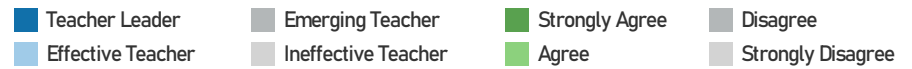
Responses to the First-Year Teacher Survey created by the
Alabama Association of Colleges for Teacher Education
Alabama Statewide - Employer Responses



Responses to the First-Year Teacher Survey created by the Alabama Association of Colleges for Teacher Education
Alabama Statewide - Employer and Teacher Responses



Responses to the First-Year Teacher Survey created by the
Alabama Association of Colleges for Teacher Education
Alabama Statewide - Employer and Teacher Responses



Responses to the First-Year Teacher Survey created by the Alabama Association of Colleges for Teacher Education
Alabama Statewide - Employer and Teacher Responses

