

Educator Preparation Institutional Report Card
for Performance on Required Content Knowledge and Pedagogy Tests

and

Responses to the First-Year Teacher Survey created by the
Alabama Association of Colleges for Teacher Education

for

University of Mobile

Administered by the
Alabama State Department of Education

September 2021

Report Card and Survey Information

Educator Preparation Institutional Report Card

Performance on Required Content Knowledge and Pedagogy Tests

To earn an Alabama educator certificate, based on completion of a traditional approach, an applicant must complete an approved program with a prescribed grade point average (GPA) and meet assessment requirements. Prior to September 1, 2018, assessment requirements included a written test of pedagogical knowledge, Principles of Learning and Teaching (PLT), and a Praxis content test specific to the teaching field or subject for which certification is sought. Effective September 1, 2018, edTPA, a performance assessment, replaced the PLT. No exceptions are made with regard to these requirements.

Responses to the First-Year Teacher Survey created by the

Alabama Association of Colleges for Teacher Education

Alabama Association of Colleges for Teacher Education members developed a survey to be administered electronically to first-year teachers who, during the 2017-2018 school year, completed an Alabama State Board of Education-approved undergraduate (Class B) or alternative master's degree (Class A) program leading to their first or initial Professional Educator Certificate. A companion survey was administered electronically to the employers of those first-year teachers. Data provided in this report include a summary of survey categories and the percentage of first-year teachers who strongly agreed, agreed, disagreed, or strongly disagreed that their program prepared them to teach successfully. The data also provide the percentage of employers who rated their first-year teachers as teacher leader, effective teacher, emerging teacher, or ineffective teacher.

Educator Preparation Institutional Report Card
Performance on Required Content Knowledge and Pedagogy
University of Mobile - Program Information

Program Approval & Accreditation

| | |
|--------------------------------|------------------|
| <i>Programs Are Approved</i> | Yes |
| <i>Programs Are Accredited</i> | Applicant |

Number of Class B Certificates Earned

25

Number of Class A Certificates Earned

1

Nationally Recognized Programs

| | |
|---------|------------------------|
| Class B | No programs recognized |
| Class A | No programs recognized |

Educator Preparation Institutional Report Card
Performance on Required Content Knowledge and Pedagogy
None - Bachelor's - Principles of Teaching and Learning

* - Information not reported for less than five test takers
X - Either an inactive program or no program in the specific area

Program Approval & Accreditation

Programs Are Approved **Yes**
Programs Are Accredited **Applicant**

Nationally Recognized Programs

Class B No programs recognized

Number of Class B Certificates Earned

25

Educator Preparation Institutional Report Card
 Performance on Required Content Knowledge and Pedagogy
 University Of Mobile - Bachelor's - IN ED Praxis Content Tests

* - Information not reported for less than five test takers

X - Either an inactive program or no program in the specific area

| Test Heading | Subtest | Number of Test Takers | Number Passed After One Attempt | Percent Passed After One Attempt | Number Passed After Two Attempts | Percent Passed After Two Attempts | Number Passed After Three or more Attempts | Percent Passed After Three or more Attempts |
|---------------------------|----------------------------|-----------------------|---------------------------------|----------------------------------|----------------------------------|-----------------------------------|--|---|
| Early Childhood Education | Early Childhood Education | 8 | 8 | 100% | 0 | 0% | 0 | 0% |
| | Teaching Reading | 8 | 6 | 75% | 0 | 0% | 2 | 25% |
| Elementary Education | Multiple Subjects: Reading | 8 | 5 | 63% | 0 | 0% | 3 | 38% |
| | Teaching of Reading | 8 | 6 | 75% | 0 | 0% | 2 | 25% |
| Health/Physical Education | Health/Physical Education | * | * | * | * | * | * | * |

Program Approval & Accreditation

Programs Are Approved **Yes**
 Programs Are Accredited **Applicant**

Nationally Recognized Programs

Class B No programs recognized

Number of Class B Certificates Earned

25

Educator Preparation Institutional Report Card
 Performance on Required Content Knowledge and Pedagogy
 University Of Mobile - Bachelor's - NOT IN ED Praxis Content Tests

* - Information not reported for less than five test takers

X - Either an inactive program or no program in the specific area

| Test Heading | Subtest | Number of Test Takers | Number Passed After One Attempt | Percent Passed After One Attempt | Number Passed After Two Attempts | Percent Passed After Two Attempts | Number Passed After Three or more Attempts | Percent Passed After Three or more Attempts |
|-----------------------|-----------------------------------|-----------------------|---------------------------------|----------------------------------|----------------------------------|-----------------------------------|--|---|
| Elementary Education | Multiple Subjects: Mathematics | 8 | 7 | 88% | 0 | 0% | 1 | 13% |
| | Multiple Subjects: Science | 8 | 6 | 75% | 0 | 0% | 2 | 25% |
| | Multiple Subjects: Social Studies | 8 | 6 | 75% | 0 | 0% | 2 | 25% |
| English Language Arts | English Language Arts | * | * | * | * | * | * | * |
| Mathematics | Mathematics | * | * | * | * | * | * | * |
| Performing Arts | Performing Arts | * | * | * | * | * | * | * |
| Social Studies | Social Studies | * | * | * | * | * | * | * |

Program Approval & Accreditation

Programs Are Approved **Yes**
 Programs Are Accredited **Applicant**

Nationally Recognized Programs

Class B No programs recognized

Number of Class B Certificates Earned

25

Educator Preparation Institutional Report Card
 Performance on Required Content Knowledge and Pedagogy
 University Of Mobile - Bachelor's - edTPA

* - Information not reported for less than five test takers

X - Either an inactive program or no program in the specific area

| Test Heading | Subtest | Number of Test Takers | Number Passed After One Attempt | Percent Passed After One Attempt | Number Passed After Two Attempts | Percent Passed After Two Attempts | Number Passed After Three or more Attempts | Percent Passed After Three or more Attempts |
|---------------------------|---------------------------|-----------------------|---------------------------------|----------------------------------|----------------------------------|-----------------------------------|--|---|
| Early Childhood Education | Early Childhood Education | * | * | * | * | * | * | * |
| Elementary Education | Elementary Education | 8 | 8 | 100% | 0 | 0% | 0 | 0% |
| English Language Arts | English Language Arts | * | * | * | * | * | * | * |
| Health/Physical Education | Health/Physical Education | * | * | * | * | * | * | * |
| Mathematics | Mathematics | * | * | * | * | * | * | * |
| Performing Arts | Performing Arts | * | * | * | * | * | * | * |
| Social Studies | Social Studies | * | * | * | * | * | * | * |

Program Approval & Accreditation

Programs Are Approved **Yes**
 Programs Are Accredited **Applicant**

Nationally Recognized Programs

Class B No programs recognized

Number of Class B Certificates Earned

25

Educator Preparation Institutional Report Card
Performance on Required Content Knowledge and Pedagogy
None - Alternative Master's - Principles of Teaching and Learning

* - Information not reported for less than five test takers
X - Either an inactive program or no program in the specific area

Program Approval & Accreditation

Programs Are Approved **Yes**
Programs Are Accredited **Applicant**

Nationally Recognized Programs

Class A No programs recognized

Number of Class A Certificates Earned

1

Educator Preparation Institutional Report Card
 Performance on Required Content Knowledge and Pedagogy
 University Of Mobile - Alternative Master's - IN ED Praxis Content Tests

* - Information not reported for less than five test takers
 X - Either an inactive program or no program in the specific area

| Test Heading | Subtest | Number of Test Takers | Number Passed After One Attempt | Percent Passed After One Attempt | Number Passed After Two Attempts | Percent Passed After Two Attempts | Number Passed After Three or more Attempts | Percent Passed After Three or more Attempts |
|---------------------------|---------------------------|-----------------------|---------------------------------|----------------------------------|----------------------------------|-----------------------------------|--|---|
| Early Childhood Education | Early Childhood Education | * | * | * | * | * | * | * |
| | Teaching Reading | * | * | * | * | * | * | * |

Program Approval & Accreditation

Programs Are Approved **Yes**
 Programs Are Accredited **Applicant**

Nationally Recognized Programs

Class A No programs recognized

Number of Class A Certificates Earned

1

Educator Preparation Institutional Report Card
Performance on Required Content Knowledge and Pedagogy
None - Alternative Master's - NOT IN ED Praxis Content Tests

* - Information not reported for less than five test takers
X - Either an inactive program or no program in the specific area

Program Approval & Accreditation

Programs Are Approved **Yes**
Programs Are Accredited **Applicant**

Nationally Recognized Programs

Class A No programs recognized

Number of Class A Certificates Earned

1

Educator Preparation Institutional Report Card
 Performance on Required Content Knowledge and Pedagogy
 University Of Mobile - Alternative Master's - edTPA

* - Information not reported for less than five test takers
 X - Either an inactive program or no program in the specific area

| Test Heading | Subtest | Number of Test Takers | Number Passed After One Attempt | Percent Passed After One Attempt | Number Passed After Two Attempts | Percent Passed After Two Attempts | Number Passed After Three or more Attempts | Percent Passed After Three or more Attempts |
|---------------------------|---------------------------|-----------------------|---------------------------------|----------------------------------|----------------------------------|-----------------------------------|--|---|
| Early Childhood Education | Early Childhood Education | * | * | * | * | * | * | * |

Program Approval & Accreditation

Programs Are Approved **Yes**
 Programs Are Accredited **Applicant**

Nationally Recognized Programs

Class A No programs recognized

Number of Class A Certificates Earned

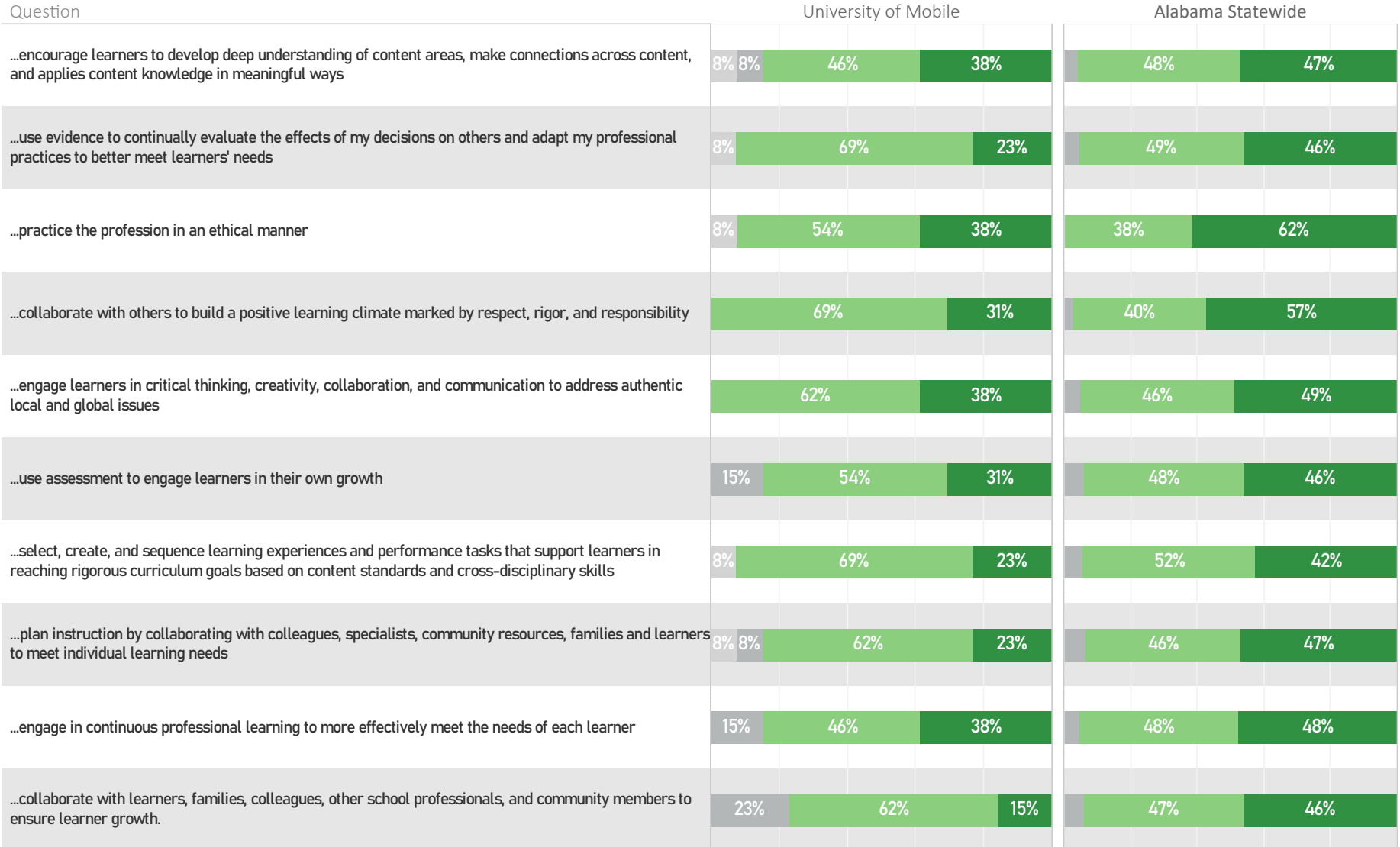
1

Responses to the First-Year Teacher Survey created by the
Alabama Association of Colleges for Teacher Education
University of Mobile - Teacher Responses

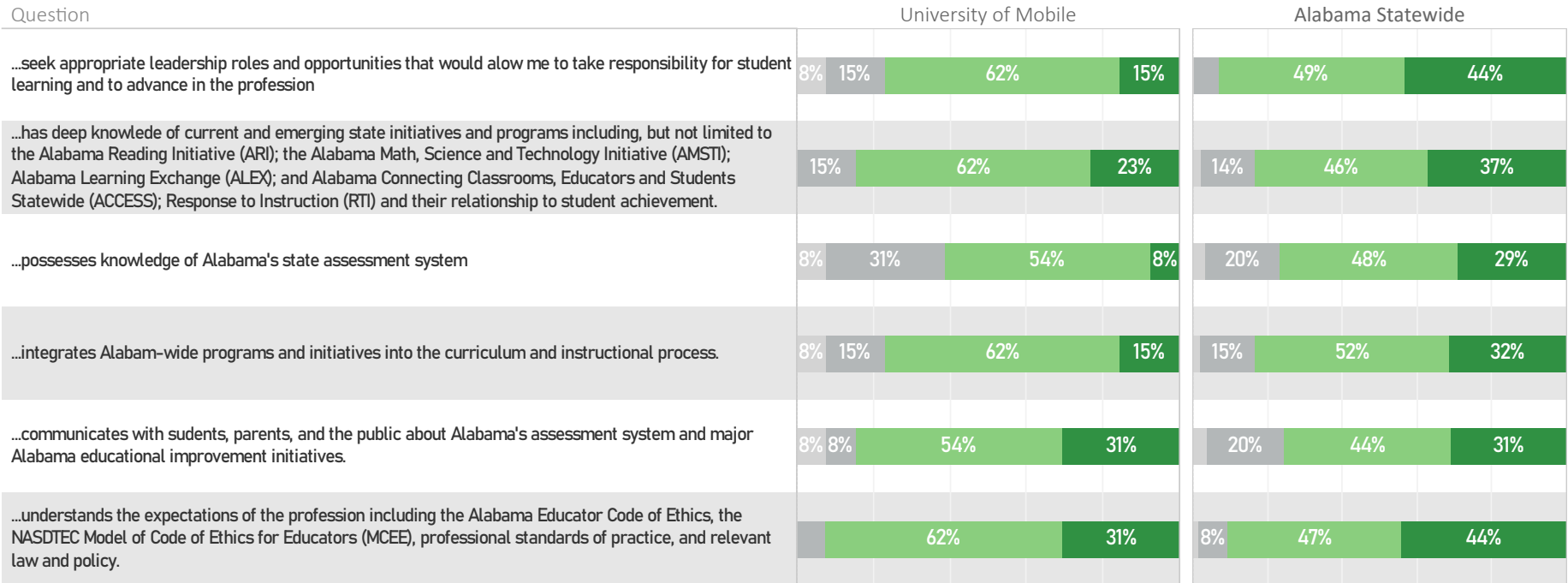


Responses to the First-Year Teacher Survey created by the
Alabama Association of Colleges for Teacher Education
University of Mobile - Teacher Responses

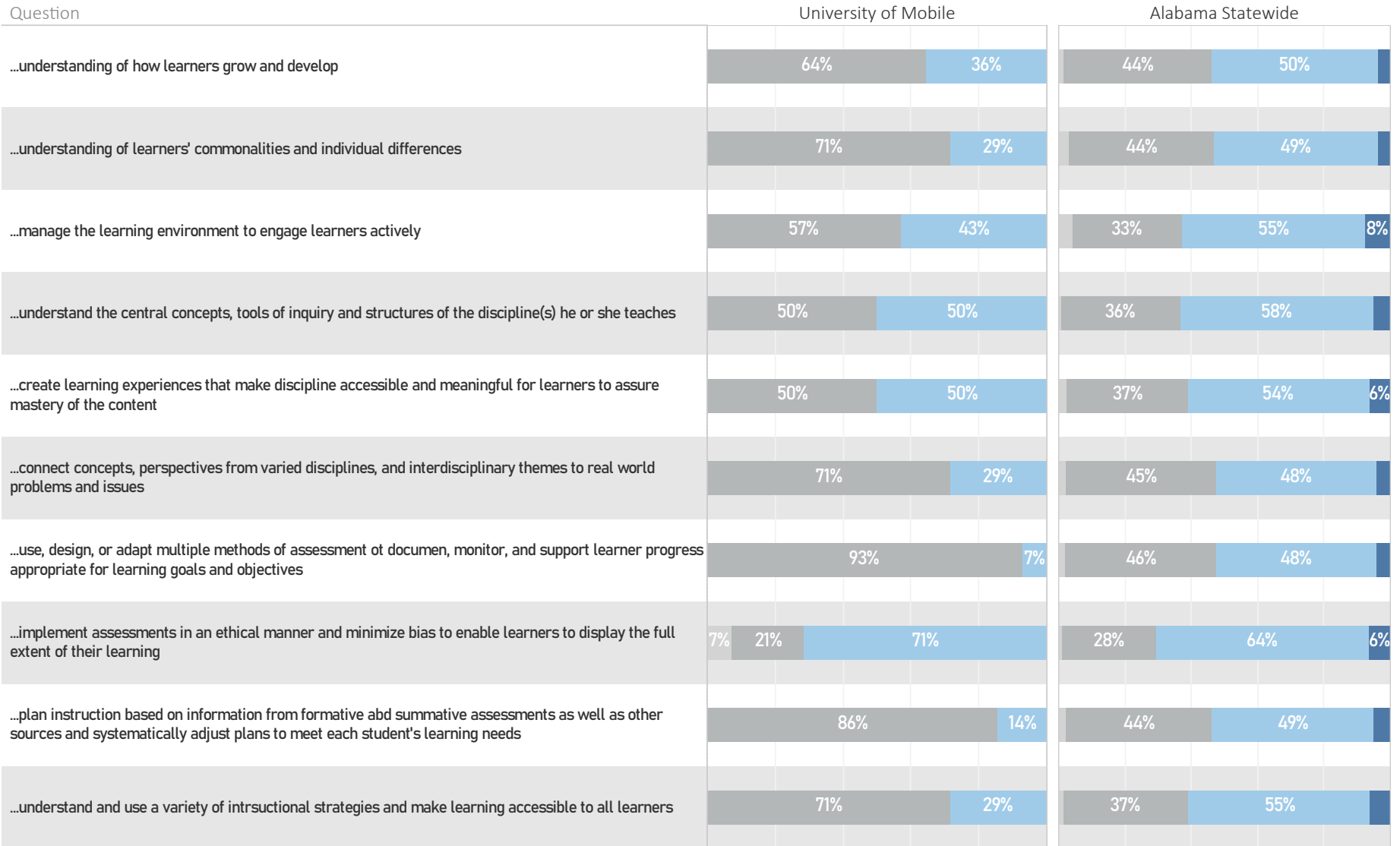
■ Strongly Agree ■ Disagree
■ Agree ■ Strongly Disagree



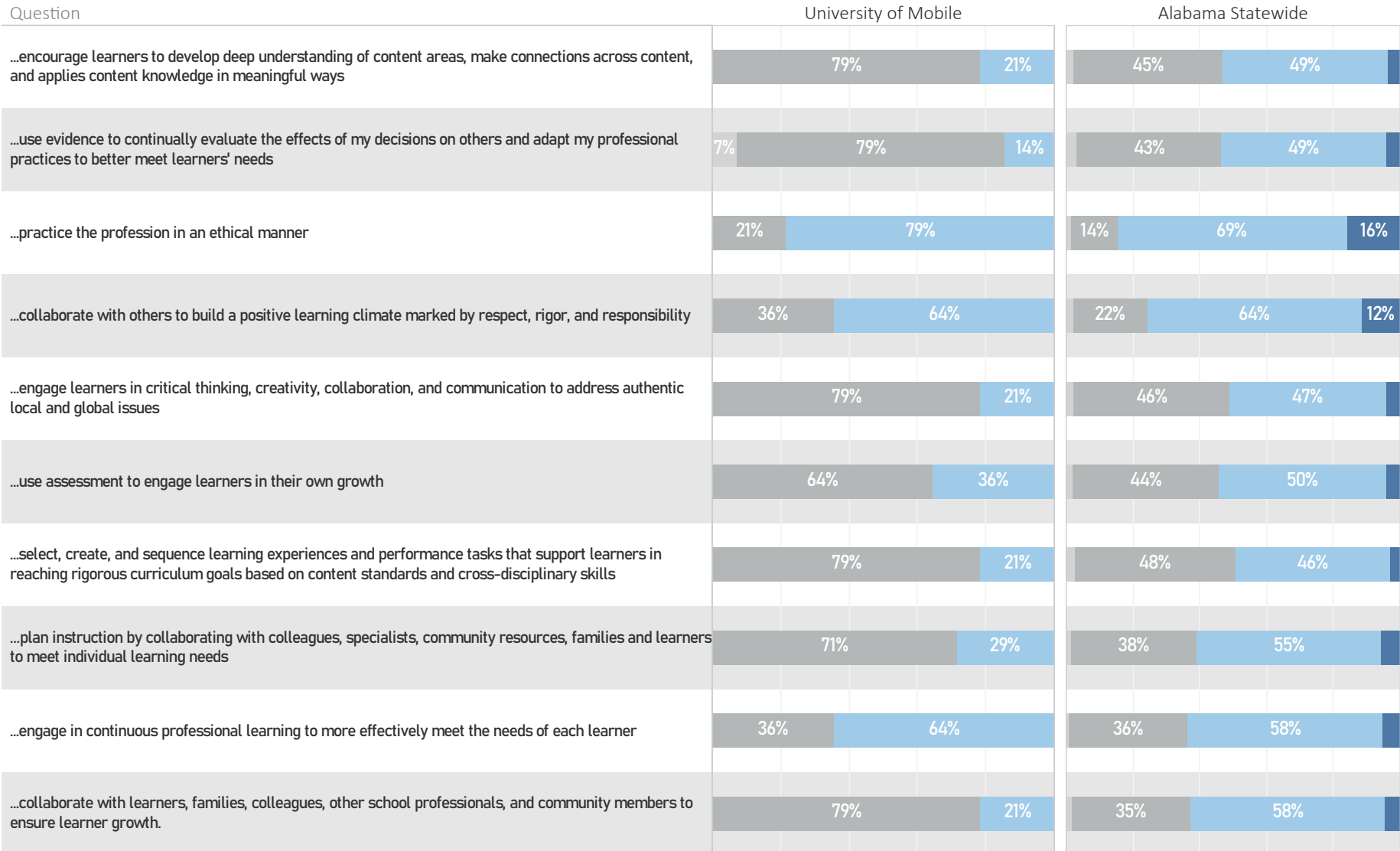
Responses to the First-Year Teacher Survey created by the
Alabama Association of Colleges for Teacher Education
University of Mobile - Teacher Responses



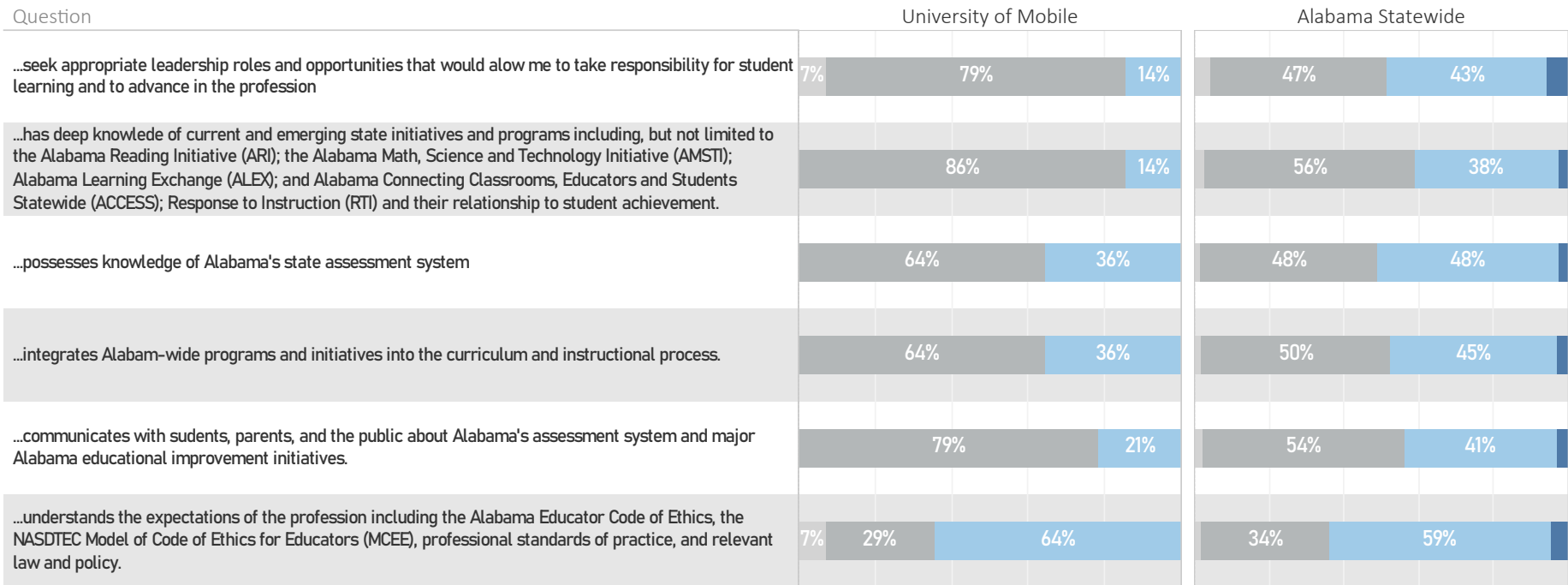
Responses to the First-Year Teacher Survey created by the
Alabama Association of Colleges for Teacher Education
University of Mobile - Employer Responses



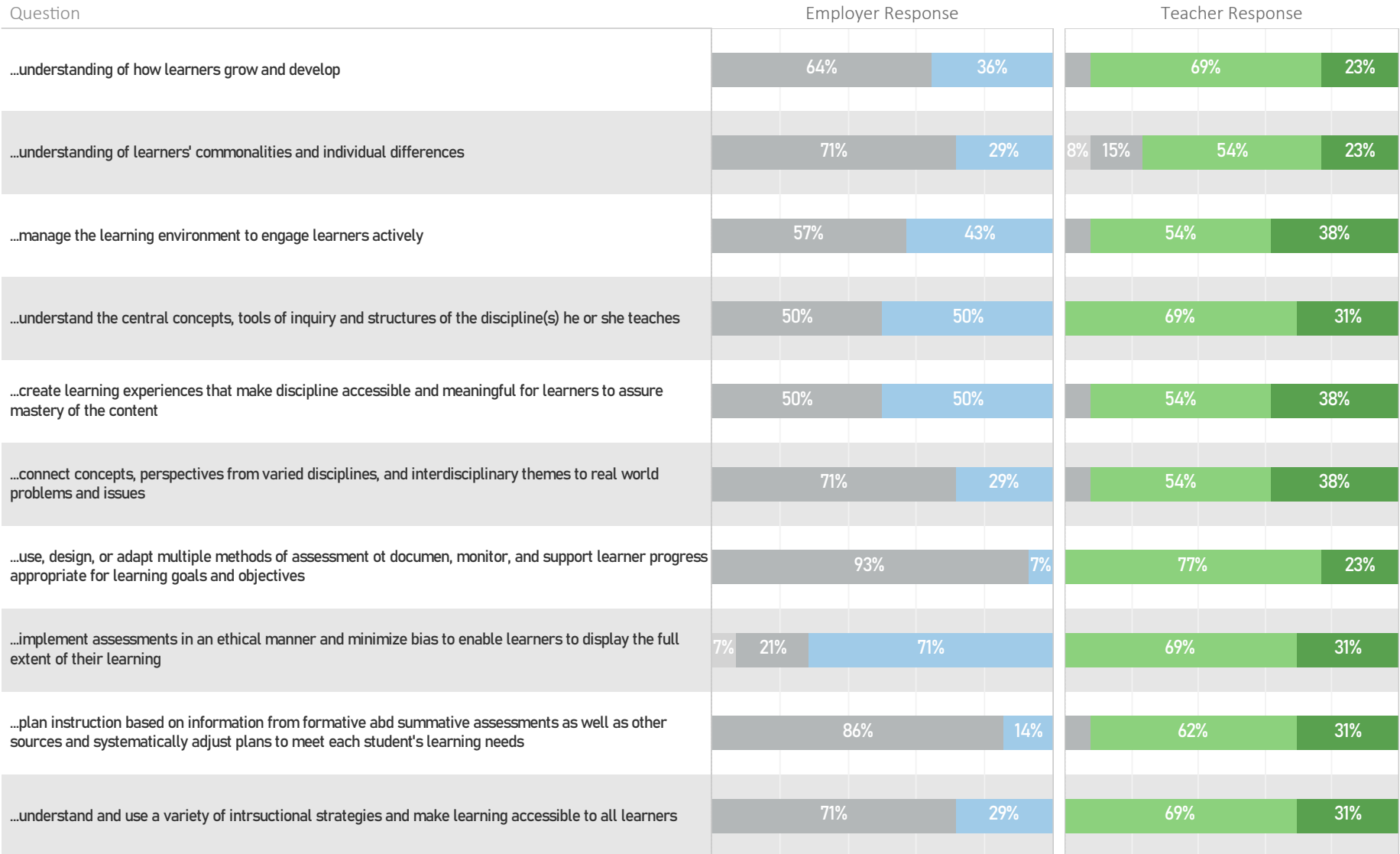
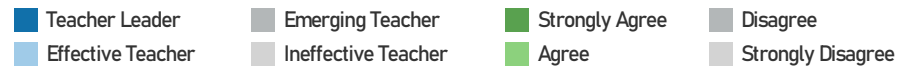
Responses to the First-Year Teacher Survey created by the
Alabama Association of Colleges for Teacher Education
University of Mobile - Employer Responses



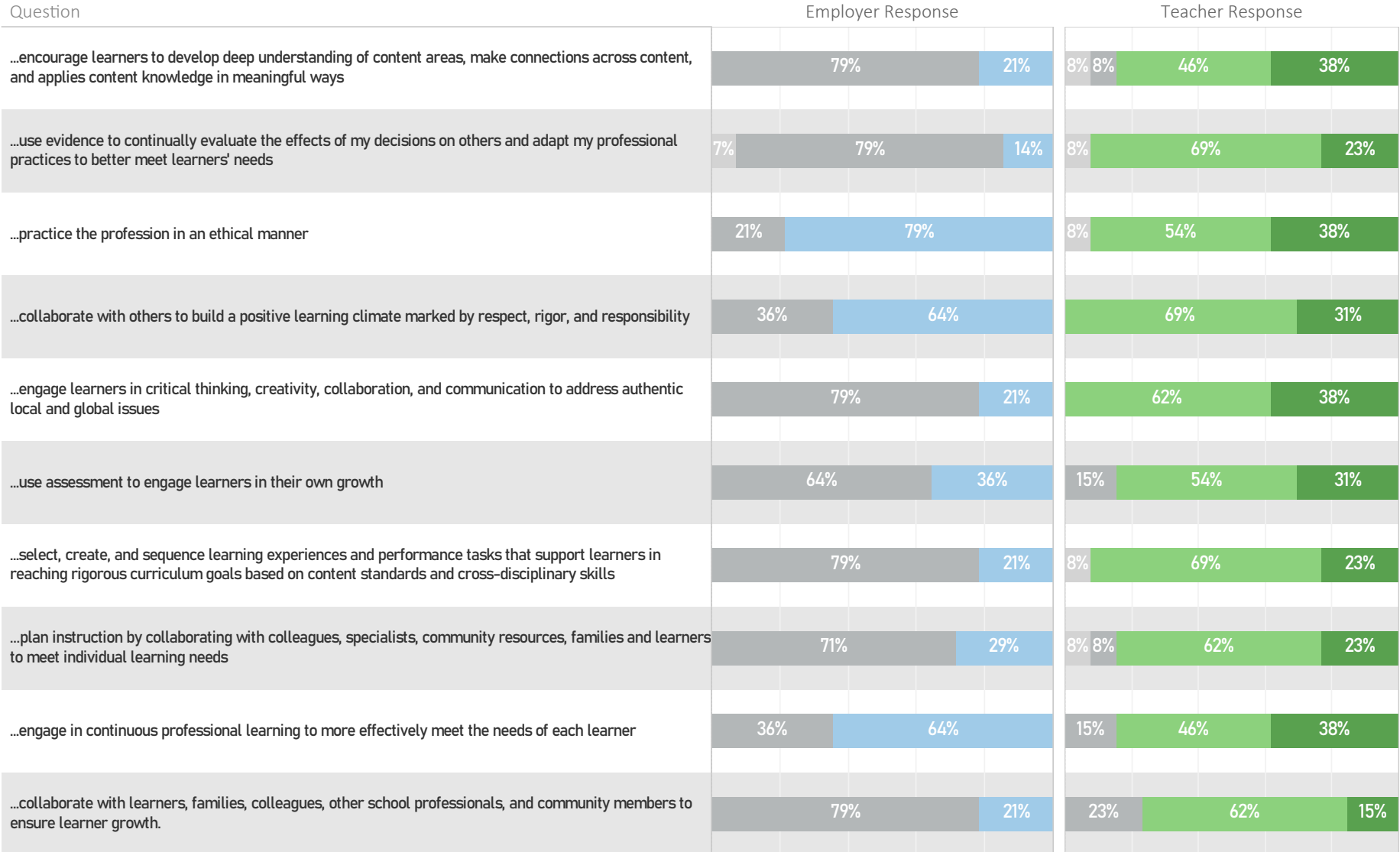
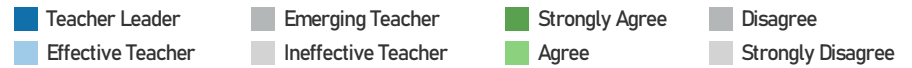
Responses to the First-Year Teacher Survey created by the
Alabama Association of Colleges for Teacher Education
University of Mobile - Employer Responses



Responses to the First-Year Teacher Survey created by the Alabama Association of Colleges for Teacher Education
University of Mobile - Employer and Teacher Responses



Responses to the First-Year Teacher Survey created by the Alabama Association of Colleges for Teacher Education
University of Mobile - Employer and Teacher Responses



Responses to the First-Year Teacher Survey created by the Alabama Association of Colleges for Teacher Education
 University of Mobile - Employer and Teacher Responses

