

Educator Preparation Institutional Report Card  
*for Performance on Required Content Knowledge and Pedagogy Tests*

and

*Responses to the First-Year Teacher Survey created by the*  
Alabama Association of Colleges for Teacher Education

for

University of North Alabama

Administered by the  
Alabama State Department of Education

September 2021

## Report Card and Survey Information

### Educator Preparation Institutional Report Card

#### *Performance on Required Content Knowledge and Pedagogy Tests*

To earn an Alabama educator certificate, based on completion of a traditional approach, an applicant must complete an approved program with a prescribed grade point average (GPA) and meet assessment requirements. Prior to September 1, 2018, assessment requirements included a written test of pedagogical knowledge, Principles of Learning and Teaching (PLT), and a Praxis content test specific to the teaching field or subject for which certification is sought. Effective September 1, 2018, edTPA, a performance assessment, replaced the PLT. No exceptions are made with regard to these requirements.

#### *Responses to the First-Year Teacher Survey created by the*

### Alabama Association of Colleges for Teacher Education

Alabama Association of Colleges for Teacher Education members developed a survey to be administered electronically to first-year teachers who, during the 2017-2018 school year, completed an Alabama State Board of Education-approved undergraduate (Class B) or alternative master's degree (Class A) program leading to their first or initial Professional Educator Certificate. A companion survey was administered electronically to the employers of those first-year teachers. Data provided in this report include a summary of survey categories and the percentage of first-year teachers who strongly agreed, agreed, disagreed, or strongly disagreed that their program prepared them to teach successfully. The data also provide the percentage of employers who rated their first-year teachers as teacher leader, effective teacher, emerging teacher, or ineffective teacher.

Educator Preparation Institutional Report Card  
Performance on Required Content Knowledge and Pedagogy  
University of North Alabama - Program Information

Program Approval & Accreditation

---

|                                |            |
|--------------------------------|------------|
| <i>Programs Are Approved</i>   | <b>Yes</b> |
| <i>Programs Are Accredited</i> | <b>Yes</b> |

---

Number of Class B Certificates Earned

---

131

---

Number of Class A Certificates Earned

---

23

---

Nationally Recognized Programs

---

|         |                        |   |
|---------|------------------------|---|
| Class B | No programs recognized |   |
| Class A | School Counselor       | Council for Accreditation of Counseling and Related Educational Progr.. |

---

Educator Preparation Institutional Report Card  
 Performance on Required Content Knowledge and Pedagogy  
 University Of North Alabama - Bachelor's - Principles of Teaching and Learning

\* - Information not reported for less than five test takers  
 X - Either an inactive program or no program in the specific area

| Test Heading              | Subtest                   | Number of Test Takers | Number Passed After One Attempt | Percent Passed After One Attempt | Number Passed After Two Attempts | Percent Passed After Two Attempts | Number Passed After Three or more Attempts | Percent Passed After Three or more Attempts |
|---------------------------|---------------------------|-----------------------|---------------------------------|----------------------------------|----------------------------------|-----------------------------------|--|---|
| Early Childhood Education | Early Childhood Education | *                     | *                               | *                                | *                                | *                                 | *  | *   |
| English Language Arts     | English Language Arts     | *                     | *                               | *                                | *                                | *                                 | *  | *   |
| Performing Arts           | Performing Arts           | *                     | *                               | *                                | *                                | *                                 | *  | *   |

Program Approval & Accreditation

|                         |            |
|-------------------------|------------|
| Programs Are Approved   | <b>Yes</b> |
| Programs Are Accredited | <b>Yes</b> |

Nationally Recognized Programs

|         |                        |
|---------|------------------------|
| Class B | No programs recognized |
|---------|------------------------|

Number of Class B Certificates Earned

|     |
|-----|
| 131 |
|-----|

Educator Preparation Institutional Report Card  
 Performance on Required Content Knowledge and Pedagogy  
 University Of North Alabama - Bachelor's - IN ED Praxis Content Tests

\* - Information not reported for less than five test takers

X - Either an inactive program or no program in the specific area

| Test Heading              | Subtest                     | Number of Test Takers | Number Passed After One Attempt | Percent Passed After One Attempt | Number Passed After Two Attempts | Percent Passed After Two Attempts | Number Passed After Three or more Attempts | Percent Passed After Three or more Attempts |
|---------------------------|-----------------------------|-----------------------|---------------------------------|----------------------------------|----------------------------------|-----------------------------------|--|---|
| Early Childhood Education | Early Childhood Education   | 11                    | 9                               | 82%                              | 1                                | 9%                                | 1  | 9%  |
|                           | Teaching Reading            | 11                    | 6                               | 55%                              | 0                                | 0%                                | 5  | 45%   |
| Elementary Education      | Multiple Subjects: Reading  | 59                    | 46                              | 78%                              | 0                                | 0%                                | 13   | 22%   |
|                           | Teaching of Reading         | 59                    | 55                              | 93%                              | 1                                | 2%                                | 3  | 5%  |
| Health/Physical Education | Health/Physical Education   | *                     | *                               | *                                | *                                | *                                 | *  | *   |
| Special Education         | Core Knowledge/ Application | 10                    | 10                              | 100%                             | 0                                | 0%                                | 0  | 0%  |
|                           | Multiple Subjects: Reading  | 10                    | 7                               | 70%                              | 0                                | 0%                                | 3  | 30%   |

Program Approval & Accreditation

Programs Are Approved **Yes**

Programs Are Accredited **Yes**

Nationally Recognized Programs

Class B No programs recognized

Number of Class B Certificates Earned

131

Educator Preparation Institutional Report Card  
 Performance on Required Content Knowledge and Pedagogy  
 University Of North Alabama - Bachelor's - NOT IN ED Praxis Content Tests

\* - Information not reported for less than five test takers

X - Either an inactive program or no program in the specific area

| Test Heading                   | Subtest                           | Number of Test Takers | Number Passed After One Attempt | Percent Passed After One Attempt | Number Passed After Two Attempts | Percent Passed After Two Attempts | Number Passed After Three or more Attempts | Percent Passed After Three or more Attempts |
|--------------------------------|-----------------------------------|-----------------------|---------------------------------|----------------------------------|----------------------------------|-----------------------------------|--|---|
| Career and Technical Education | Career and Technical Education    | *                     | *                               | *                                | *                                | *                                 | *  | *   |
| Elementary Education           | Multiple Subjects: Mathematics    | 59                    | 57                              | 97%                              | 0                                | 0%                                | 2  | 3%  |
|                                | Multiple Subjects: Science        | 59                    | 48                              | 81%                              | 0                                | 0%                                | 11   | 19%   |
|                                | Multiple Subjects: Social Studies | 59                    | 53                              | 90%                              | 0                                | 0%                                | 6  | 10%   |
| English Language Arts          | English Language Arts             | 10                    | 10                              | 100%                             | 0                                | 0%                                | 0  | 0%  |
| Languages Other than English   | Languages Other than English      | *                     | *                               | *                                | *                                | *                                 | *  | *   |
| Performing Arts                | Performing Arts                   | 9                     | 9                               | 100%                             | 0                                | 0%                                | 0  | 0%  |
| Sciences                       | Sciences                          | 7                     | 5                               | 71%                              | 0                                | 0%                                | 2  | 29%   |
| Social Studies                 | Social Studies                    | 12                    | 6                               | 50%                              | 0                                | 0%                                | 6  | 50%   |
| Special Education              | Multiple Subjects: Mathematics    | 10                    | 10                              | 100%                             | 0                                | 0%                                | 0  | 0%  |
|                                | Multiple Subjects: Science        | 10                    | 8                               | 80%                              | 0                                | 0%                                | 2  | 20%   |
|                                | Multiple Subjects: Social Studies | 10                    | 9                               | 90%                              | 0                                | 0%                                | 1  | 10%   |

Program Approval & Accreditation

Programs Are Approved **Yes**  
 Programs Are Accredited **Yes**

Nationally Recognized Programs

Class B No programs recognized

Number of Class B Certificates Earned

131

Educator Preparation Institutional Report Card  
 Performance on Required Content Knowledge and Pedagogy  
 University Of North Alabama - Bachelor's - edTPA

\* - Information not reported for less than five test takers

X - Either an inactive program or no program in the specific area

| Test Heading                   | Subtest                        | Number of Test Takers | Number Passed After One Attempt | Percent Passed After One Attempt | Number Passed After Two Attempts | Percent Passed After Two Attempts | Number Passed After Three or more Attempts | Percent Passed After Three or more Attempts |
|--------------------------------|--------------------------------|-----------------------|---------------------------------|----------------------------------|----------------------------------|-----------------------------------|--|---|
| Career and Technical Education | Career and Technical Education | *                     | *                               | *                                | *                                | *                                 | *  | *   |
| Early Childhood Education      | Early Childhood Education      | 11                    | 11                              | 100%                             | 0                                | 0%                                | 0  | 0%  |
| Elementary Education           | Elementary Education           | 59                    | 59                              | 100%                             | 0                                | 0%                                | 0  | 0%  |
| English Language Arts          | English Language Arts          | 10                    | 10                              | 100%                             | 0                                | 0%                                | 0  | 0%  |
| Health/Physical Education      | Health/Physical Education      | *                     | *                               | *                                | *                                | *                                 | *  | *   |
| Performing Arts                | Performing Arts                | 9                     | 8                               | 89%                              | 0                                | 0%                                | 1  | 11%   |
| Sciences                       | Sciences                       | 7                     | 7                               | 100%                             | 0                                | 0%                                | 0  | 0%  |
| Social Studies                 | Social Studies                 | 12                    | 12                              | 100%                             | 0                                | 0%                                | 0  | 0%  |

Program Approval & Accreditation

Programs Are Approved **Yes**  
 Programs Are Accredited **Yes**

Nationally Recognized Programs

Class B No programs recognized

Number of Class B Certificates Earned

131

Educator Preparation Institutional Report Card  
 Performance on Required Content Knowledge and Pedagogy  
 University Of North Alabama - Alternative Master's - Principles of Teaching and Learning

\* - Information not reported for less than five test takers  
 X - Either an inactive program or no program in the specific area

| Test Heading                            | Subtest                                 | Number of Test Takers | Number Passed After One Attempt | Percent Passed After One Attempt | Number Passed After Two Attempts | Percent Passed After Two Attempts | Number Passed After Three or more Attempts | Percent Passed After Three or more Attempts |
|---|---|-----------------------|---------------------------------|----------------------------------|----------------------------------|-----------------------------------|--|---|
| English for Speakers of Other Languages | English for Speakers of Other Languages | *                     | *                               | *                                | *                                | *                                 | *  | *   |
| English Language Arts                   | English Language Arts                   | *                     | *                               | *                                | *                                | *                                 | *  | *   |
| Health/Physical Education               | Health/Physical Education               | *                     | *                               | *                                | *                                | *                                 | *  | *   |
| Social Studies                          | Social Studies                          | *                     | *                               | *                                | *                                | *                                 | *  | *   |
| Special Education                       | Special Education                       | *                     | *                               | *                                | *                                | *                                 | *  | *   |

Program Approval & Accreditation

Programs Are Approved **Yes**  
 Programs Are Accredited **Yes**

Nationally Recognized Programs

Class A School Counselor Council for Accreditation of Counseling and Related Educatio..

Number of Class A Certificates Earned

23



Educator Preparation Institutional Report Card  
 Performance on Required Content Knowledge and Pedagogy  
 University Of North Alabama - Alternative Master's - IN ED Praxis Content Tests

\* - Information not reported for less than five test takers  
 X - Either an inactive program or no program in the specific area

| Test Heading              | Subtest                     | Number of Test Takers | Number Passed After One Attempt | Percent Passed After One Attempt | Number Passed After Two Attempts | Percent Passed After Two Attempts | Number Passed After Three or more Attempts | Percent Passed After Three or more Attempts |
|---------------------------|-----------------------------|-----------------------|---------------------------------|----------------------------------|----------------------------------|-----------------------------------|--|---|
| Early Childhood Education | Early Childhood Education   | *                     | *                               | *                                | *                                | *                                 | *  | *   |
|                           | Teaching Reading            | *                     | *                               | *                                | *                                | *                                 | *  | *   |
| Health/Physical Education | Health/Physical Education   | *                     | *                               | *                                | *                                | *                                 | *  | *   |
| Special Education         | Core Knowledge/ Application | *                     | *                               | *                                | *                                | *                                 | *  | *   |
|                           | Multiple Subjects: Reading  | *                     | *                               | *                                | *                                | *                                 | *  | *   |

Program Approval & Accreditation

Programs Are Approved **Yes**  
 Programs Are Accredited **Yes**

Nationally Recognized Programs

Class A School Counselor Council for Accreditation of Counseling and Related Educatio..

Number of Class A Certificates Earned

23

Educator Preparation Institutional Report Card  
 Performance on Required Content Knowledge and Pedagogy  
 University Of North Alabama - Alternative Master's - NOT IN ED Praxis Content Tests

\* - Information not reported for less than five test takers  
 X - Either an inactive program or no program in the specific area

| Test Heading                            | Subtest                                 | Number of Test Takers | Number Passed After One Attempt | Percent Passed After One Attempt | Number Passed After Two Attempts | Percent Passed After Two Attempts | Number Passed After Three or more Attempts | Percent Passed After Three or more Attempts |
|---|---|-----------------------|---------------------------------|----------------------------------|----------------------------------|-----------------------------------|--|---|
| Career and Technical Education          | Career and Technical Education          | *                     | *                               | *                                | *                                | *                                 | *  | *   |
| English for Speakers of Other Languages | English for Speakers of Other Languages | *                     | *                               | *                                | *                                | *                                 | *  | *   |
| English Language Arts                   | English Language Arts                   | 6                     | 6                               | 100%                             | 0                                | 0%                                | 0  | 0%  |
| Languages Other than English            | Languages Other than English            | *                     | *                               | *                                | *                                | *                                 | *  | *   |
| Sciences                                | Sciences                                | *                     | *                               | *                                | *                                | *                                 | *  | *   |
| Social Studies                          | Social Studies                          | *                     | *                               | *                                | *                                | *                                 | *  | *   |
| Special Education                       | Multiple Subjects: Mathematics          | *                     | *                               | *                                | *                                | *                                 | *  | *   |
|   | Multiple Subjects: Science              | *                     | *                               | *                                | *                                | *                                 | *  | *   |
|   | Multiple Subjects: Social Studies       | *                     | *                               | *                                | *                                | *                                 | *  | *   |

Program Approval & Accreditation

Programs Are Approved **Yes**  
 Programs Are Accredited **Yes**

Nationally Recognized Programs

Class A School Counselor Council for Accreditation of Counseling and Related Educatio..

Number of Class A Certificates Earned

23

Educator Preparation Institutional Report Card  
 Performance on Required Content Knowledge and Pedagogy  
 University Of North Alabama - Alternative Master's - edTPA

\* - Information not reported for less than five test takers  
 X - Either an inactive program or no program in the specific area

| Test Heading                            | Subtest                                 | Number of Test Takers | Number Passed After One Attempt | Percent Passed After One Attempt | Number Passed After Two Attempts | Percent Passed After Two Attempts | Number Passed After Three or more Attempts | Percent Passed After Three or more Attempts |
|---|---|-----------------------|---------------------------------|----------------------------------|----------------------------------|-----------------------------------|--|---|
| Early Childhood Education               | Early Childhood Education               | *                     | *                               | *                                | *                                | *                                 | *  | *   |
| English for Speakers of Other Languages | English for Speakers of Other Languages | *                     | *                               | *                                | *                                | *                                 | *  | *   |
| English Language Arts                   | English Language Arts                   | 6                     | 6                               | 100%                             | 0                                | 0%                                | 0  | 0%  |
| Health/Physical Education               | Health/Physical Education               | *                     | *                               | *                                | *                                | *                                 | *  | *   |
| Sciences                                | Sciences                                | *                     | *                               | *                                | *                                | *                                 | *  | *   |
| Social Studies                          | Social Studies                          | *                     | *                               | *                                | *                                | *                                 | *  | *   |

Program Approval & Accreditation

|                         |            |
|-------------------------|------------|
| Programs Are Approved   | <b>Yes</b> |
| Programs Are Accredited | <b>Yes</b> |

Nationally Recognized Programs

|         |                  |  |
|---------|------------------|--|
| Class A | School Counselor | Council for Accreditation of Counseling and Related Educatio.. |
|---------|------------------|--|

Number of Class A Certificates Earned

23

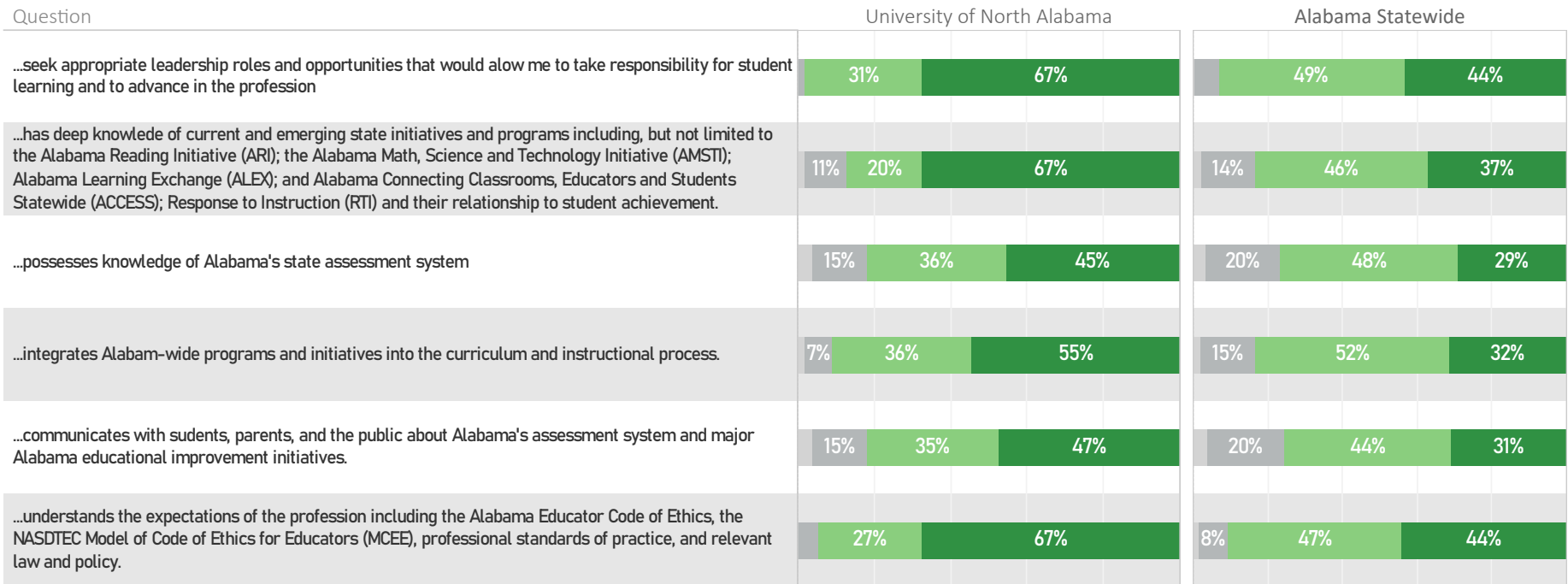
Responses to the First-Year Teacher Survey created by the  
Alabama Association of Colleges for Teacher Education  
University of North Alabama - Teacher Responses



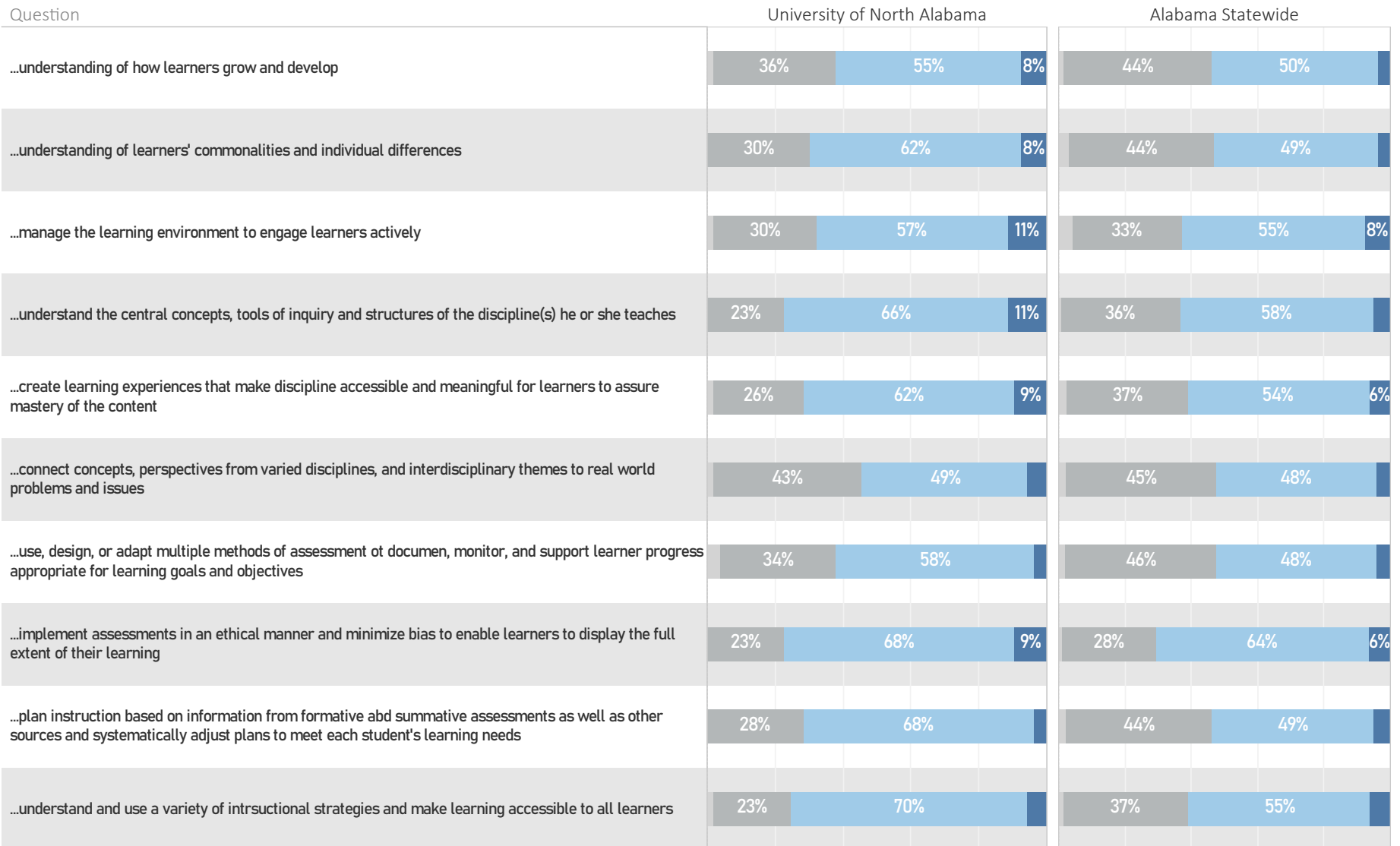
Responses to the First-Year Teacher Survey created by the  
Alabama Association of Colleges for Teacher Education  
University of North Alabama - Teacher Responses



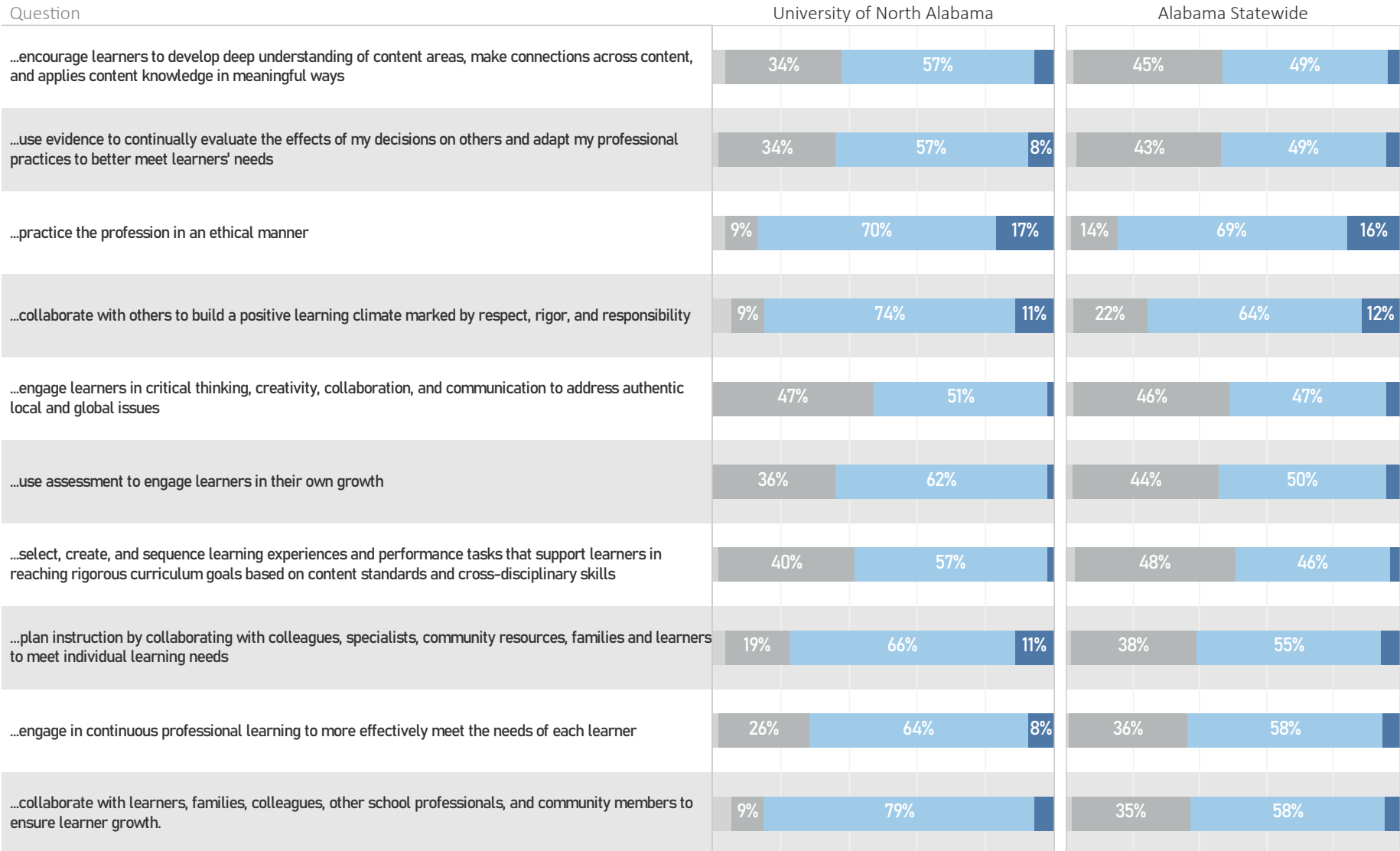
Responses to the First-Year Teacher Survey created by the  
Alabama Association of Colleges for Teacher Education  
University of North Alabama - Teacher Responses



Responses to the First-Year Teacher Survey created by the  
Alabama Association of Colleges for Teacher Education  
University of North Alabama - Employer Responses

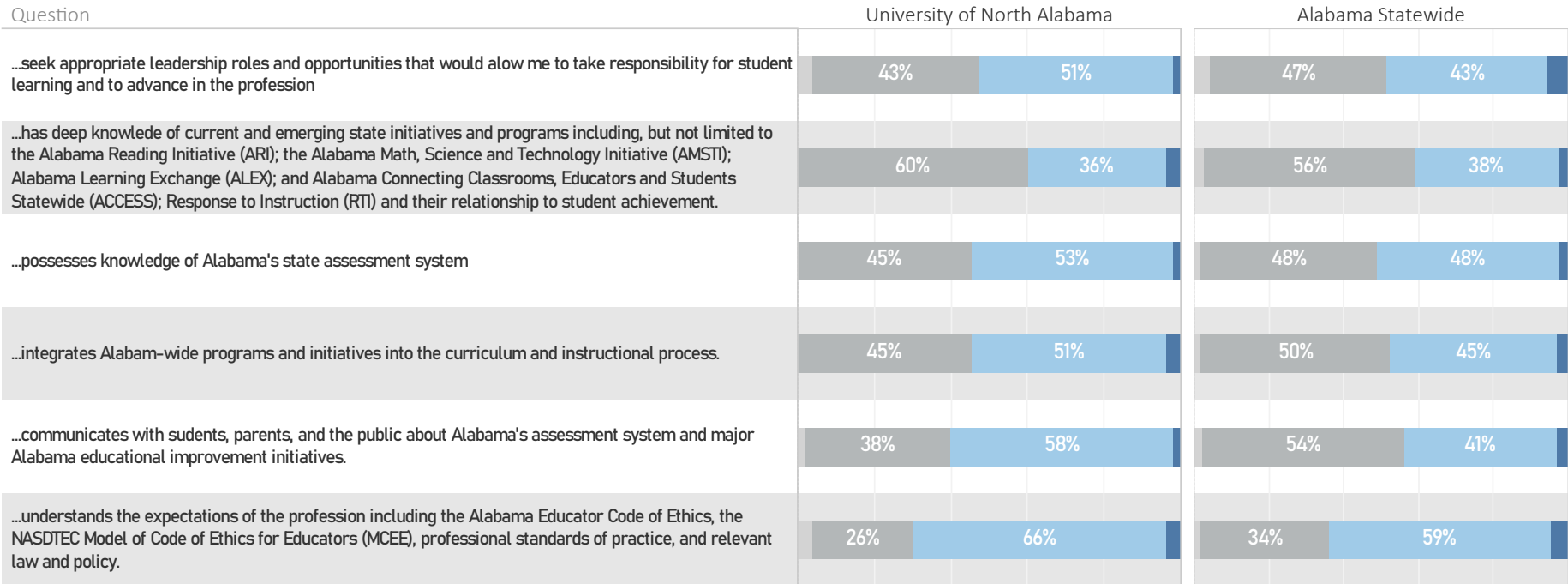


Responses to the First-Year Teacher Survey created by the  
Alabama Association of Colleges for Teacher Education  
University of North Alabama - Employer Responses

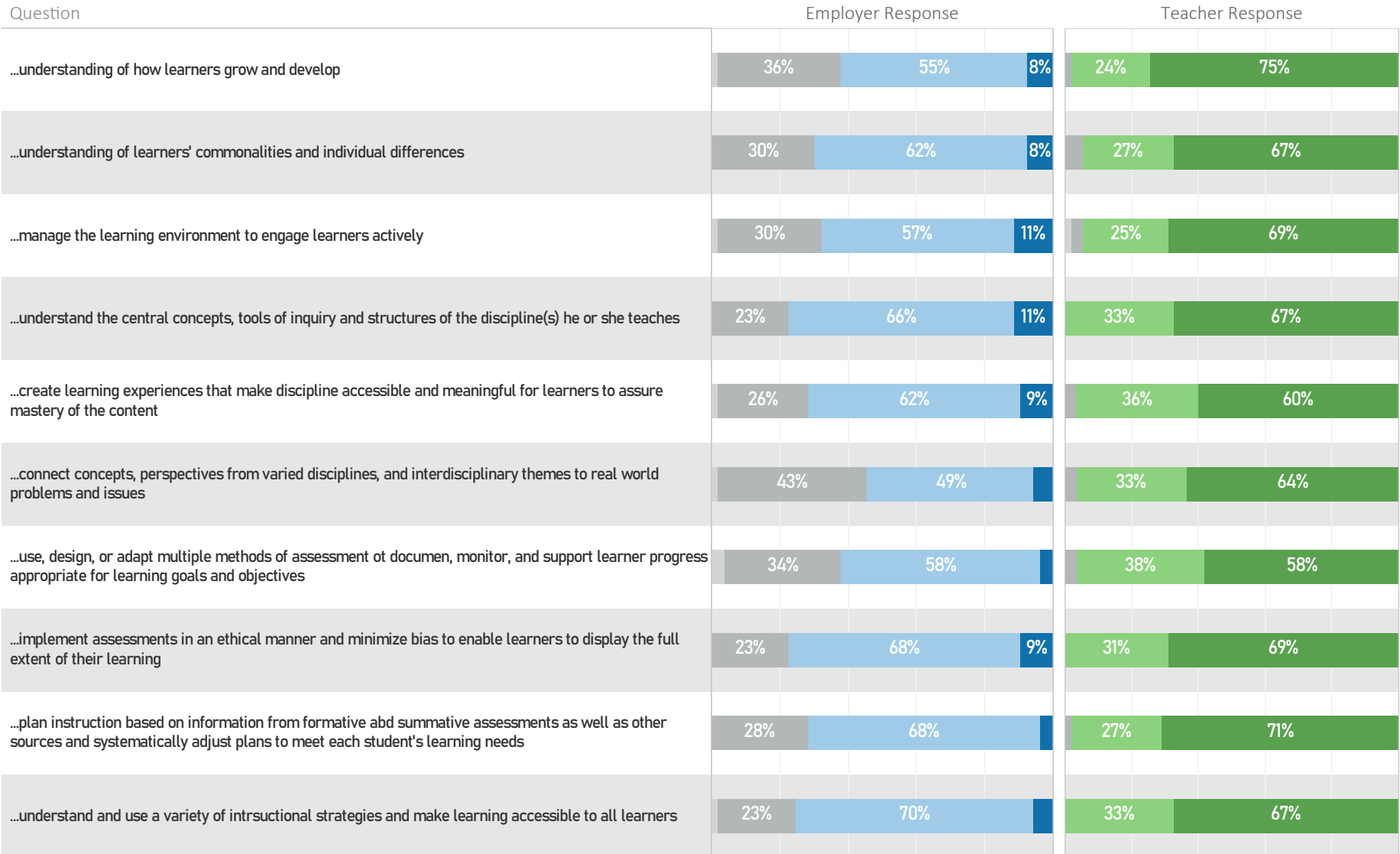
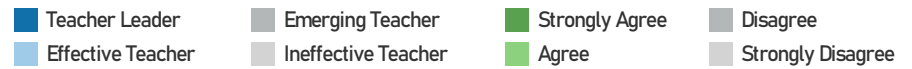




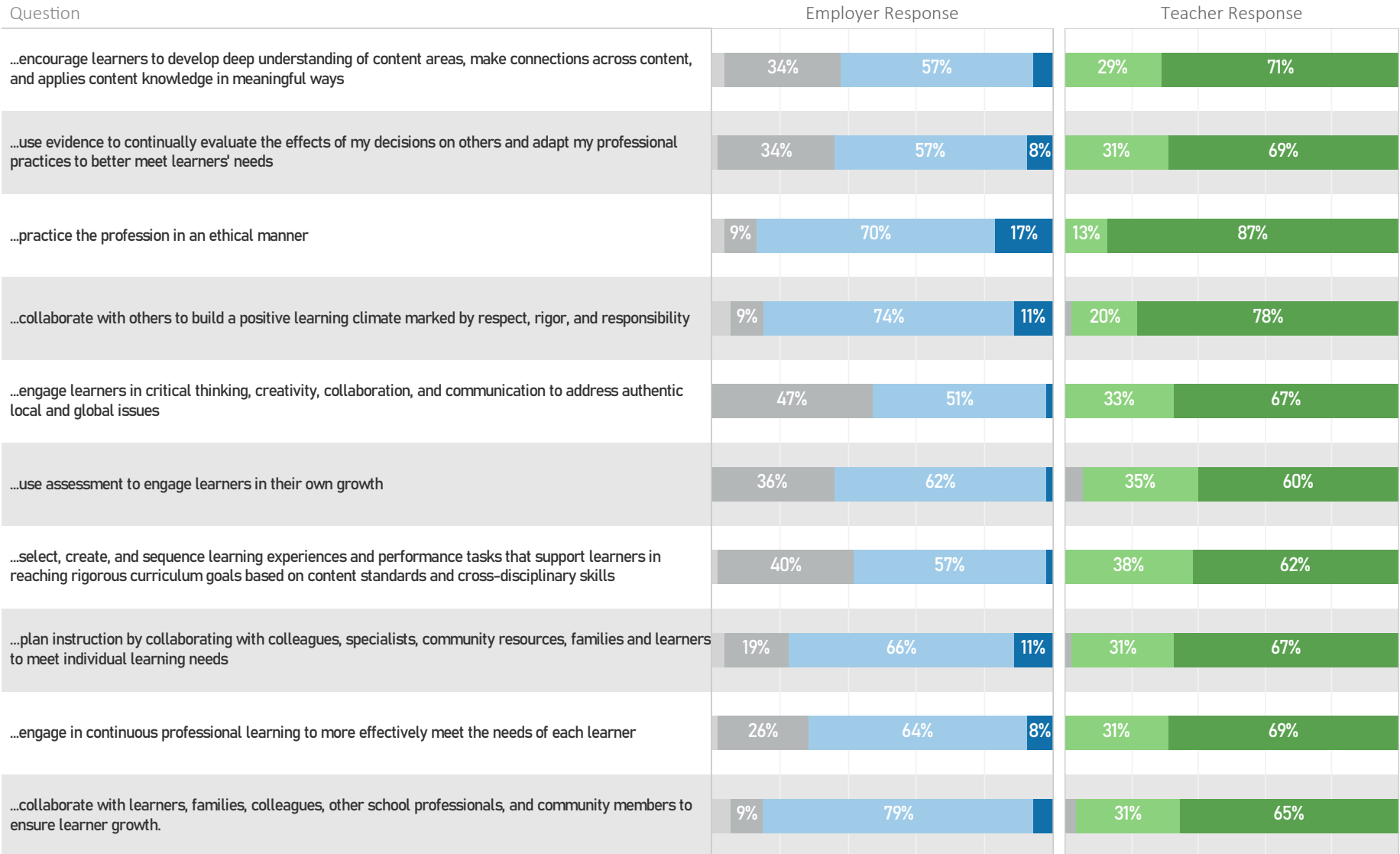
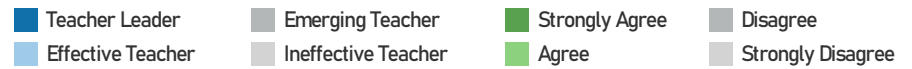
Responses to the First-Year Teacher Survey created by the  
Alabama Association of Colleges for Teacher Education  
University of North Alabama - Employer Responses



Responses to the First-Year Teacher Survey created by the Alabama Association of Colleges for Teacher Education  
University of North Alabama - Employer and Teacher Responses



Responses to the First-Year Teacher Survey created by the  
Alabama Association of Colleges for Teacher Education  
University of North Alabama - Employer and Teacher Responses



Responses to the First-Year Teacher Survey created by the  
Alabama Association of Colleges for Teacher Education  
University of North Alabama - Employer and Teacher Responses

