

Educator Preparation Institutional Report Card
for Performance on Required Content Knowledge and Pedagogy Tests

and

Responses to the First-Year Teacher Survey created by the
Alabama Association of Colleges for Teacher Education

for

University of South Alabama

Administered by the
Alabama State Department of Education

September 2021

Report Card and Survey Information

Educator Preparation Institutional Report Card

Performance on Required Content Knowledge and Pedagogy Tests

To earn an Alabama educator certificate, based on completion of a traditional approach, an applicant must complete an approved program with a prescribed grade point average (GPA) and meet assessment requirements. Prior to September 1, 2018, assessment requirements included a written test of pedagogical knowledge, Principles of Learning and Teaching (PLT), and a Praxis content test specific to the teaching field or subject for which certification is sought. Effective September 1, 2018, edTPA, a performance assessment, replaced the PLT. No exceptions are made with regard to these requirements.

Responses to the First-Year Teacher Survey created by the

Alabama Association of Colleges for Teacher Education

Alabama Association of Colleges for Teacher Education members developed a survey to be administered electronically to first-year teachers who, during the 2017-2018 school year, completed an Alabama State Board of Education-approved undergraduate (Class B) or alternative master's degree (Class A) program leading to their first or initial Professional Educator Certificate. A companion survey was administered electronically to the employers of those first-year teachers. Data provided in this report include a summary of survey categories and the percentage of first-year teachers who strongly agreed, agreed, disagreed, or strongly disagreed that their program prepared them to teach successfully. The data also provide the percentage of employers who rated their first-year teachers as teacher leader, effective teacher, emerging teacher, or ineffective teacher.

Educator Preparation Institutional Report Card
Performance on Required Content Knowledge and Pedagogy
University of South Alabama - Program Information

Program Approval & Accreditation

<i>Programs Are Approved</i>	Yes
<i>Programs Are Accredited</i>	Yes

Number of Class B Certificates Earned

144

Number of Class A Certificates Earned

36

Nationally Recognized Programs

Class B	Music Education	National Association for Schools of Music
Class A	Music Education	National Association for Schools of Music
	School Counselor	Council for Accreditation of Counseling and Related Educational Progr..

Educator Preparation Institutional Report Card
Performance on Required Content Knowledge and Pedagogy
None - Bachelor's - Principles of Teaching and Learning

* - Information not reported for less than five test takers
X - Either an inactive program or no program in the specific area

Program Approval & Accreditation

Programs Are Approved **Yes**
Programs Are Accredited **Yes**

Nationally Recognized Programs

Class B	Music Education	National Association for Schools of Music
---------	-----------------	---

Number of Class B Certificates Earned

144

Educator Preparation Institutional Report Card
 Performance on Required Content Knowledge and Pedagogy
 University Of South Alabama - Bachelor's - IN ED Praxis Content Tests

* - Information not reported for less than five test takers

X - Either an inactive program or no program in the specific area

Test Heading	Subtest	Number of Test Takers	Number Passed After One Attempt	Percent Passed After One Attempt	Number Passed After Two Attempts	Percent Passed After Two Attempts	Number Passed After Three or more Attempts	Percent Passed After Three or more Attempts
Early Childhood Education	Early Childhood Education	*	*	*	*	*	*	*
	Teaching Reading	*	*	*	*	*	*	*
Elementary Education	Multiple Subjects: Reading	70	48	69%	0	0%	22	31%
	Teaching of Reading	70	64	91%	0	0%	6	9%
Health/Physical Education	Health/Physical Education	*	*	*	*	*	*	*
Special Education	Core Knowledge/ Application	36	36	100%	0	0%	0	0%
	Early Childhood Education	6	6	100%	0	0%	0	0%
	Multiple Subjects: Reading	33	25	76%	0	0%	8	24%

Program Approval & Accreditation

Programs Are Approved **Yes**
 Programs Are Accredited **Yes**

Nationally Recognized Programs

Class B Music Education National Association for Schools of Music

Number of Class B Certificates Earned

144

Educator Preparation Institutional Report Card
 Performance on Required Content Knowledge and Pedagogy
 University Of South Alabama - Bachelor's - NOT IN ED Praxis Content Tests

* - Information not reported for less than five test takers
 X - Either an inactive program or no program in the specific area

Test Heading	Subtest	Number of Test Takers	Number Passed After One Attempt	Percent Passed After One Attempt	Number Passed After Two Attempts	Percent Passed After Two Attempts	Number Passed After Three or more Attempts	Percent Passed After Three or more Attempts
Elementary Education	Multiple Subjects: Mathematics	70	63	90%	0	0%	7	10%
	Multiple Subjects: Science	70	49	70%	0	0%	21	30%
	Multiple Subjects: Social Studies	70	57	81%	1	1%	12	17%
English Language Arts	English Language Arts	8	8	100%	0	0%	0	0%
Mathematics	Mathematics	*	*	*	*	*	*	*
Performing Arts	Performing Arts	8	6	75%	0	0%	2	25%
Sciences	Sciences	*	*	*	*	*	*	*
Social Studies	Social Studies	6	6	100%	0	0%	0	0%
Special Education	Multiple Subjects: Mathematics	33	29	88%	0	0%	4	12%
	Multiple Subjects: Science	33	25	76%	0	0%	8	24%
	Multiple Subjects: Social Studies	33	25	76%	2	6%	6	18%

Program Approval & Accreditation

Programs Are Approved **Yes**
 Programs Are Accredited **Yes**

Nationally Recognized Programs

Class B Music Education National Association for Schools of Music

Number of Class B Certificates Earned

144

Educator Preparation Institutional Report Card
 Performance on Required Content Knowledge and Pedagogy
 University Of South Alabama - Bachelor's - edTPA

* - Information not reported for less than five test takers
 X - Either an inactive program or no program in the specific area

Test Heading	Subtest	Number of Test Takers	Number Passed After One Attempt	Percent Passed After One Attempt	Number Passed After Two Attempts	Percent Passed After Two Attempts	Number Passed After Three or more Attempts	Percent Passed After Three or more Attempts
Elementary Education	Elementary Education	70	63	90%	1	1%	6	9%
English Language Arts	English Language Arts	8	8	100%	0	0%	0	0%
Health/Physical Education	Health/Physical Education	*	*	*	*	*	*	*
Mathematics	Mathematics	*	*	*	*	*	*	*
Performing Arts	Performing Arts	8	8	100%	0	0%	0	0%
Sciences	Sciences	*	*	*	*	*	*	*
Social Studies	Social Studies	6	6	100%	0	0%	0	0%
Special Education	Special Education	*	*	*	*	*	*	*

Program Approval & Accreditation

Programs Are Approved	Yes
Programs Are Accredited	Yes

Nationally Recognized Programs

Class B	Music Education	National Association for Schools of Music
---------	-----------------	---

Number of Class B Certificates Earned

144

Educator Preparation Institutional Report Card
 Performance on Required Content Knowledge and Pedagogy
None - Alternative Master's - Principles of Teaching and Learning

* - Information not reported for less than five test takers
 X - Either an inactive program or no program in the specific area

Program Approval & Accreditation

<i>Programs Are Approved</i>	Yes
<i>Programs Are Accredited</i>	Yes

Nationally Recognized Programs

Class A	Music Education	National Association for Schools of Music
	School Counselor	Council for Accreditation of Counseling and Related Educatio..

Number of Class A Certificates Earned

36

Educator Preparation Institutional Report Card
 Performance on Required Content Knowledge and Pedagogy
 University Of South Alabama - Alternative Master's - IN ED Praxis Content Tests

* - Information not reported for less than five test takers
 X - Either an inactive program or no program in the specific area

Test Heading	Subtest	Number of Test Takers	Number Passed After One Attempt	Percent Passed After One Attempt	Number Passed After Two Attempts	Percent Passed After Two Attempts	Number Passed After Three or more Attempts	Percent Passed After Three or more Attempts
Early Childhood Education	Early Childhood Education	*	*	*	*	*	*	*
	Teaching Reading	*	*	*	*	*	*	*
Elementary Education	Multiple Subjects: Reading	*	*	*	*	*	*	*
	Teaching of Reading	*	*	*	*	*	*	*
Special Education	Core Knowledge/ Application	12	12	100%	0	0%	0	0%
	Multiple Subjects: Reading	*	*	*	*	*	*	*

Program Approval & Accreditation

Programs Are Approved	Yes
Programs Are Accredited	Yes

Nationally Recognized Programs

Class A	Music Education	National Association for Schools of Music
	School Counselor	Council for Accreditation of Counseling and Related Educatio..

Number of Class A Certificates Earned

36

Educator Preparation Institutional Report Card
 Performance on Required Content Knowledge and Pedagogy
 University Of South Alabama - Alternative Master's - NOT IN ED Praxis Content Tests

* - Information not reported for less than five test takers
 X - Either an inactive program or no program in the specific area

Test Heading	Subtest	Number of Test Takers	Number Passed After One Attempt	Percent Passed After One Attempt	Number Passed After Two Attempts	Percent Passed After Two Attempts	Number Passed After Three or more Attempts	Percent Passed After Three or more Attempts
Elementary Education	Multiple Subjects: Mathematics	*	*	*	*	*	*	*
	Multiple Subjects: Science	*	*	*	*	*	*	*
	Multiple Subjects: Social Studies	*	*	*	*	*	*	*
English for Speakers of Other Languages	English for Speakers of Other Languages	*	*	*	*	*	*	
English Language Arts	English Language Arts	*	*	*	*	*	*	
Languages Other than English	Languages Other than English	*	*	*	*	*	*	
Mathematics	Mathematics	*	*	*	*	*	*	
Performing Arts	Performing Arts	*	*	*	*	*	*	
Sciences	Sciences	6	5	83%	0	0%	1	17%
Social Studies	Social Studies	*	*	*	*	*	*	*
Special Education	Multiple Subjects: Mathematics	*	*	*	*	*	*	*
	Multiple Subjects: Science	*	*	*	*	*	*	*
	Multiple Subjects: Social Studies	*	*	*	*	*	*	*

Program Approval & Accreditation

Programs Are Approved **Yes**
 Programs Are Accredited **Yes**

Nationally Recognized Programs

Class A Music Education National Association for Schools of Music
 School Counselor Council for Accreditation of Counseling and Related Educatio..

Number of Class A Certificates Earned

36

Educator Preparation Institutional Report Card
 Performance on Required Content Knowledge and Pedagogy
 University Of South Alabama - Alternative Master's - edTPA

* - Information not reported for less than five test takers
 X - Either an inactive program or no program in the specific area

Test Heading	Subtest	Number of Test Takers	Number Passed After One Attempt	Percent Passed After One Attempt	Number Passed After Two Attempts	Percent Passed After Two Attempts	Number Passed After Three or more Attempts	Percent Passed After Three or more Attempts
Early Childhood Education	Early Childhood Education	*	*	*	*	*	*	*
Elementary Education	Elementary Education	*	*	*	*	*	*	*
English for Speakers of Other Languages	English for Speakers of Other Languages	*	*	*	*	*	*	*
English Language Arts	English Language Arts	*	*	*	*	*	*	*
Languages Other than English	Languages Other than English	*	*	*	*	*	*	*
Mathematics	Mathematics	*	*	*	*	*	*	*
Performing Arts	Performing Arts	*	*	*	*	*	*	*
Sciences	Sciences	6	5	83%	0	0%	1	17%
Social Studies	Social Studies	*	*	*	*	*	*	*
Special Education	Special Education	12	12	100%	0	0%	0	0%

Program Approval & Accreditation

Programs Are Approved **Yes**
 Programs Are Accredited **Yes**

Nationally Recognized Programs

Class A	Music Education	National Association for Schools of Music
	School Counselor	Council for Accreditation of Counseling and Related Educatio..

Number of Class A Certificates Earned

36

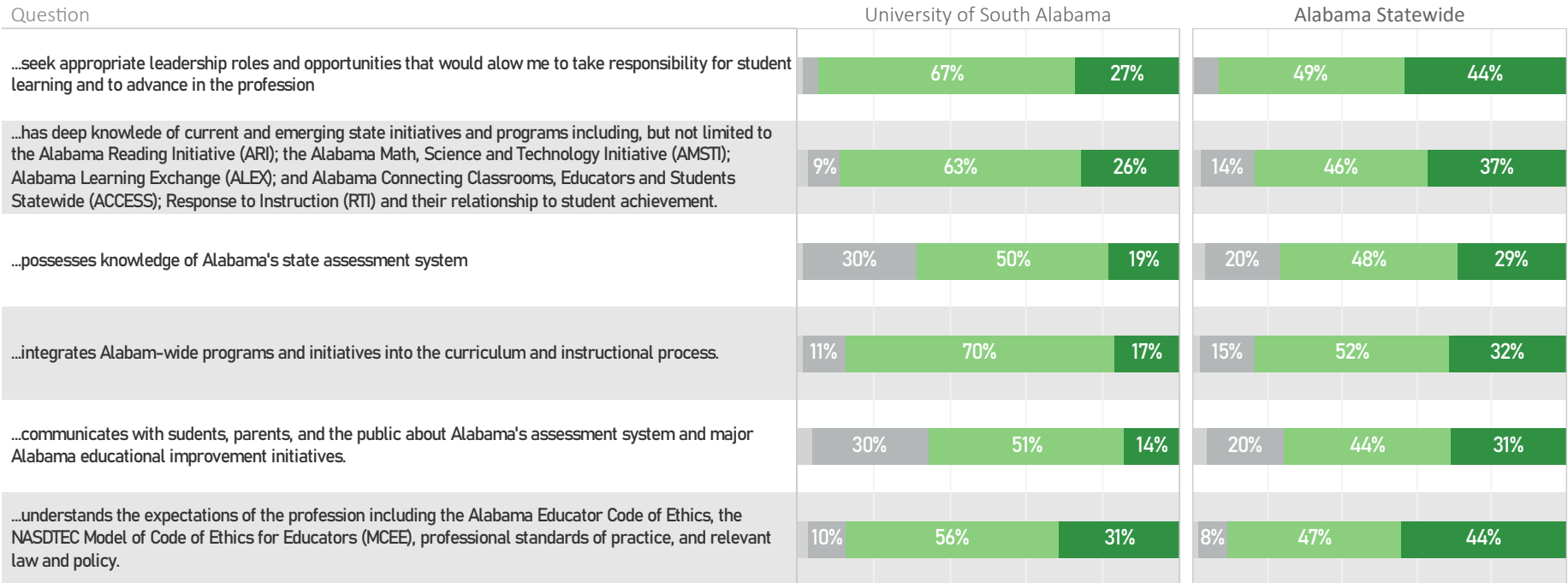
Responses to the First-Year Teacher Survey created by the
Alabama Association of Colleges for Teacher Education
University of South Alabama - Teacher Responses



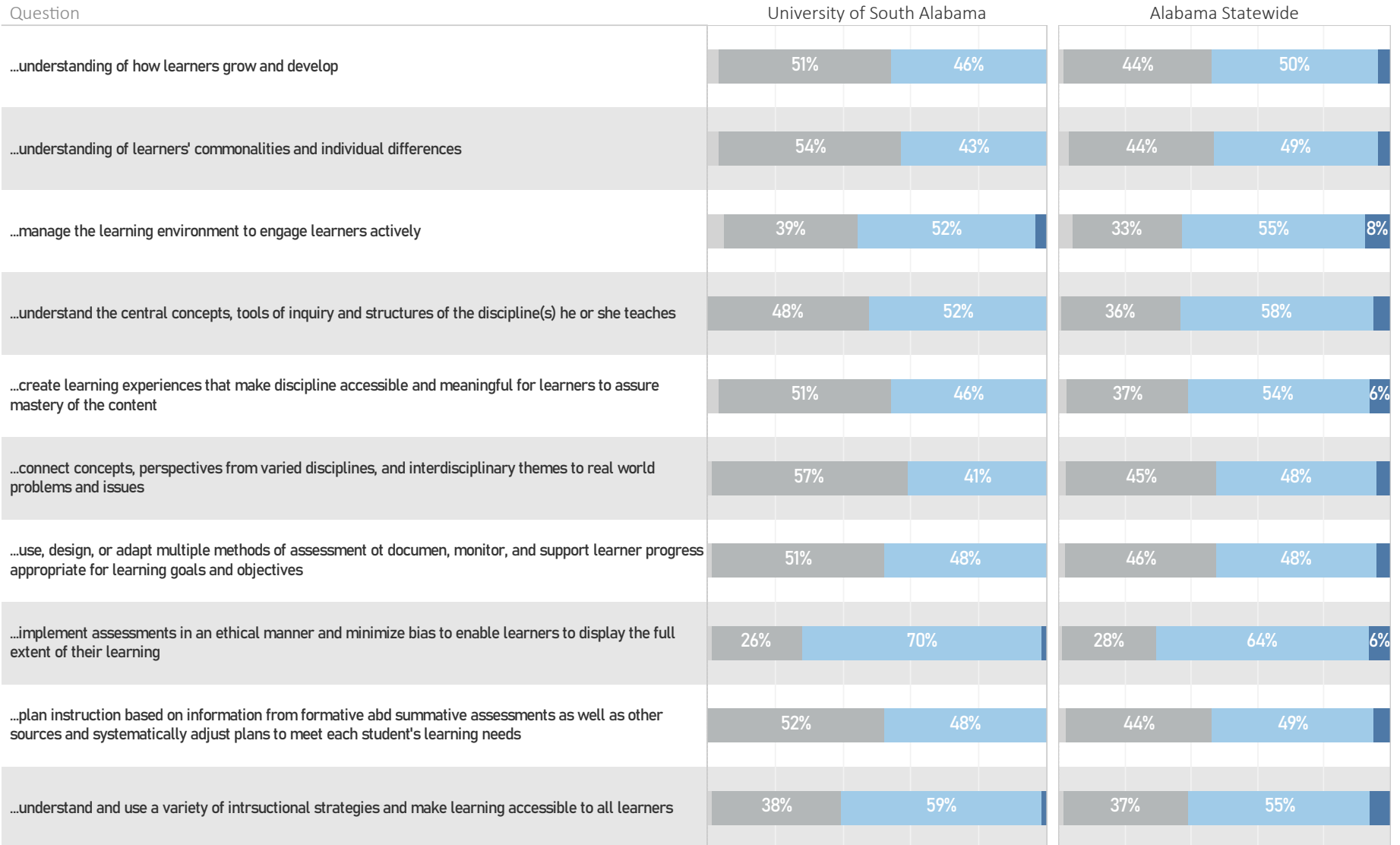
Responses to the First-Year Teacher Survey created by the
Alabama Association of Colleges for Teacher Education
University of South Alabama - Teacher Responses



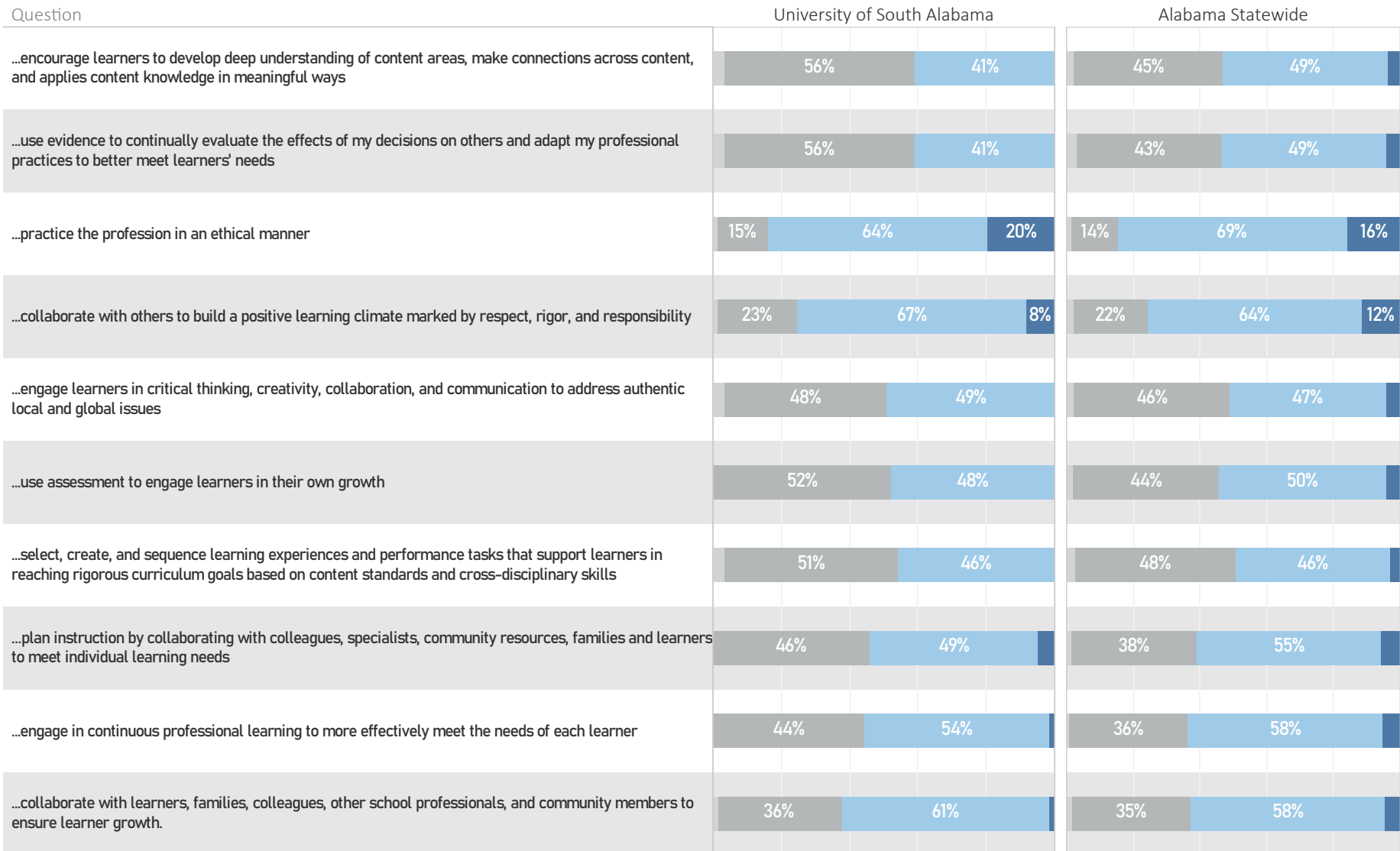
Responses to the First-Year Teacher Survey created by the
Alabama Association of Colleges for Teacher Education
University of South Alabama - Teacher Responses



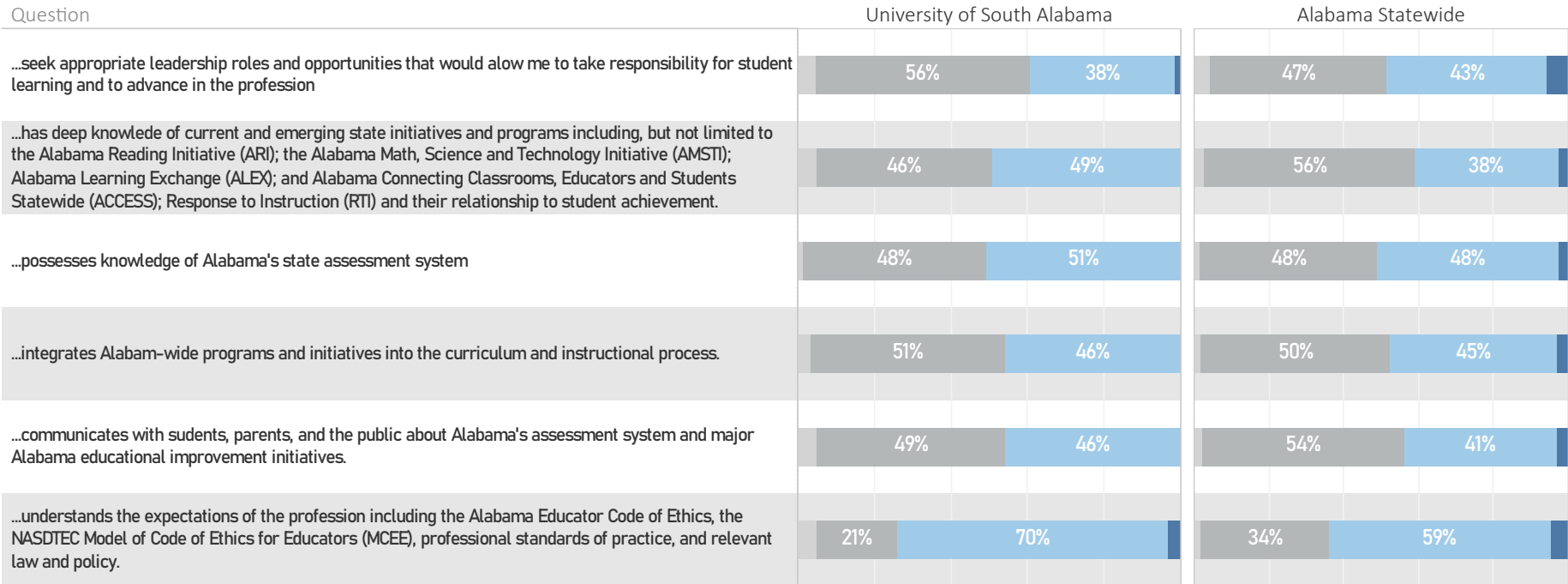
Responses to the First-Year Teacher Survey created by the
Alabama Association of Colleges for Teacher Education
University of South Alabama - Employer Responses



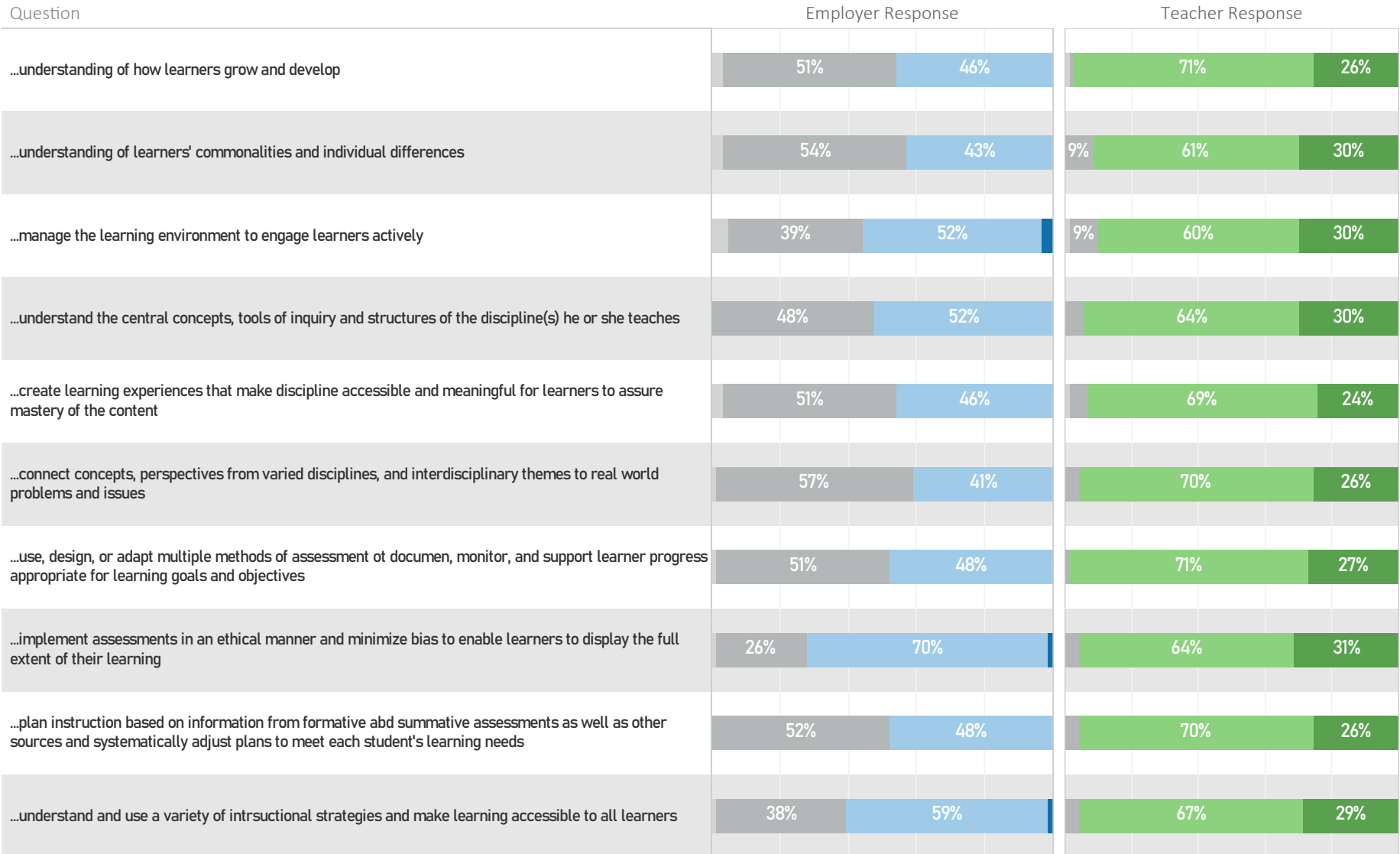
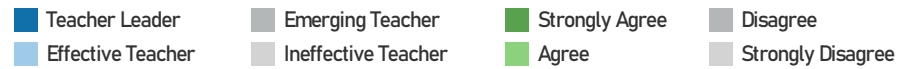
Responses to the First-Year Teacher Survey created by the
Alabama Association of Colleges for Teacher Education
University of South Alabama - Employer Responses



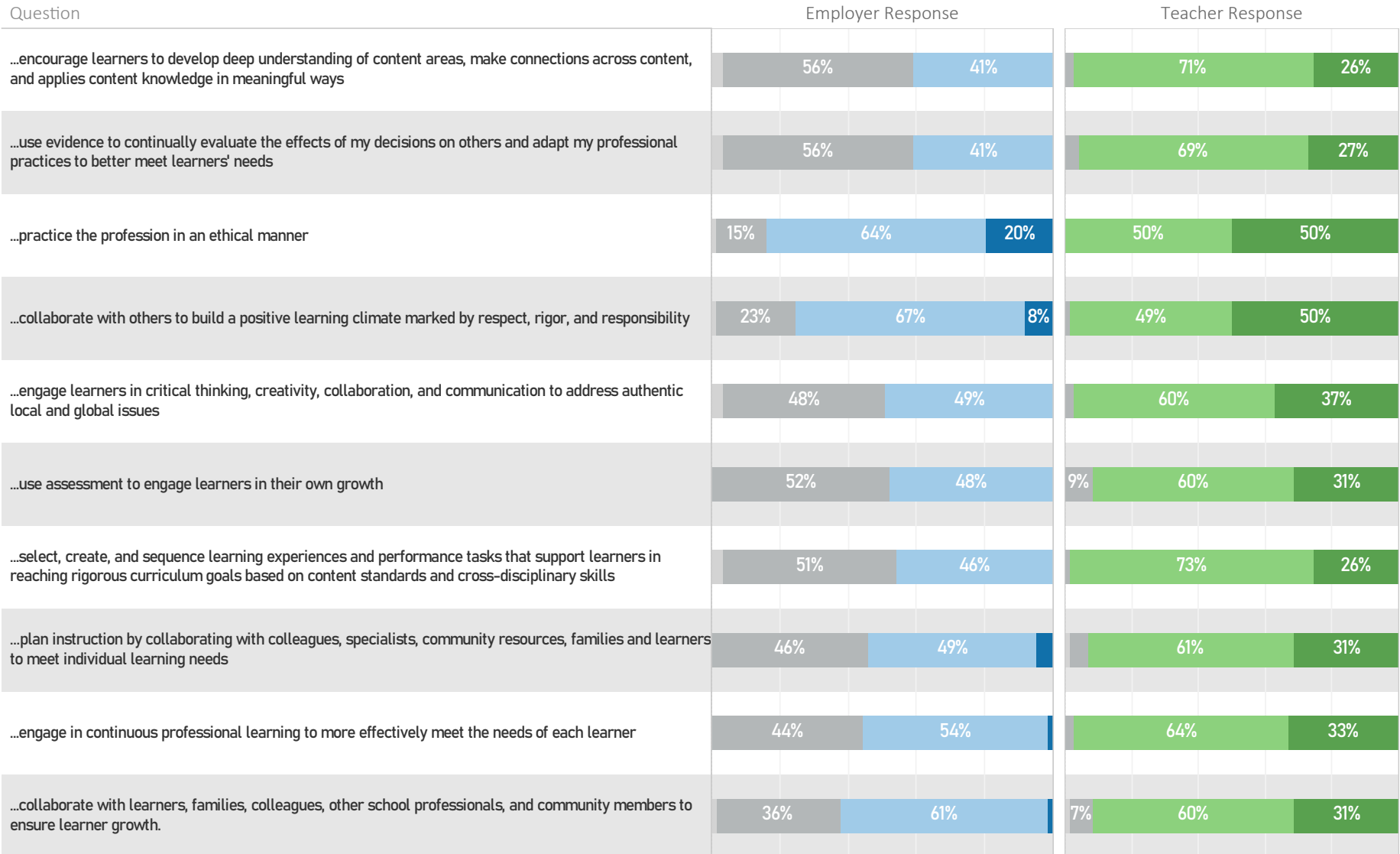
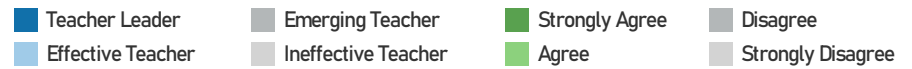
Responses to the First-Year Teacher Survey created by the
Alabama Association of Colleges for Teacher Education
University of South Alabama - Employer Responses



Responses to the First-Year Teacher Survey created by the Alabama Association of Colleges for Teacher Education
 University of South Alabama - Employer and Teacher Responses



Responses to the First-Year Teacher Survey created by the Alabama Association of Colleges for Teacher Education
University of South Alabama - Employer and Teacher Responses



Responses to the First-Year Teacher Survey created by the
Alabama Association of Colleges for Teacher Education
University of South Alabama - Employer and Teacher Responses

