

Educator Preparation Institutional Report Card
for Performance on Required Content Knowledge and Pedagogy Tests

and

Responses to the First-Year Teacher Survey created by the
Alabama Association of Colleges for Teacher Education

for

Alabama Statewide

Administered by the
Alabama State Department of Education

September 2022

Report Card and Survey Information

Educator Preparation Institutional Report Card

Performance on Required Content Knowledge and Pedagogy Tests

To earn an Alabama educator certificate, based on completion of a traditional approach, an applicant must complete an approved program with a prescribed grade point average (GPA) and meet assessment requirements. Prior to September 1, 2018, assessment requirements included a written test of pedagogical knowledge, Principles of Learning and Teaching (PLT), and a Praxis content test specific to the teaching field or subject for which certification is sought. Effective September 1, 2018, edTPA, a performance assessment, replaced the PLT. No exceptions are made with regard to these requirements.

Responses to the First-Year Teacher Survey created by the

Alabama Association of Colleges for Teacher Education

Alabama Association of Colleges for Teacher Education members developed a survey to be administered electronically to first-year teachers who, during the 2017-2018 school year, completed an Alabama State Board of Education-approved undergraduate (Class B) or alternative master's degree (Class A) program leading to their first or initial Professional Educator Certificate. A companion survey was administered electronically to the employers of those first-year teachers. Data provided in this report include a summary of survey categories and the percentage of first-year teachers who strongly agreed, agreed, disagreed, or strongly disagreed that their program prepared them to teach successfully. The data also provide the percentage of employers who rated their first-year teachers as teacher leader, effective teacher, emerging teacher, or ineffective teacher.

Educator Preparation Institutional Report Card
Performance on Required Content Knowledge and Pedagogy
Alabama Statewide - Program Information

Program Approval & Accreditation

<i>Programs Are Approved</i>	26 of 26
<i>Programs Are Accredited</i>	20 of 26

Number of Class B Certificates Earned

1,930

Number of Class A Certificates Earned

358

Nationally Recognized Programs

Class B	See individual schools
Class A	See individual schools

Educator Preparation Institutional Report Card
 Performance on Required Content Knowledge and Pedagogy
 Alabama Statewide - Bachelor's - Principles of Teaching and Learning

* - Information not reported for less than five test takers
 X - Either an inactive program or no program in the specific area

Test Heading	Subtest	Number of Test Takers	Number Passed After One Attempt	Percent Passed After One Attempt	Number Passed After Two Attempts	Percent Passed After Two Attempts	Number Passed After Three or more Attempts	Percent Passed After Three or more Attempts
Early Childhood Education	Early Childhood Education	*	*	*	*	*	*	*
English Language Arts	English Language Arts	*	*	*	*	*	*	*
Health/Physical Education	Health/Physical Education	*	*	*	*	*	*	*
Mathematics	Mathematics	*	*	*	*	*	*	*
Performing Arts	Performing Arts	*	*	*	*	*	*	*
Social Studies	Social Studies	*	*	*	*	*	*	*
Special Education	Special Education	7	7	100%	0	0%	0	0%

Program Approval & Accreditation

Programs Are Approved **26 of 26**
 Programs Are Accredited **20 of 26**

Nationally Recognized Programs

Class B See individual schools

Number of Class B Certificates Earned

1,930

Educator Preparation Institutional Report Card
 Performance on Required Content Knowledge and Pedagogy
 Alabama Statewide - Bachelor's - NOT IN ED Praxis Content Tests

* - Information not reported for less than five test takers

X - Either an inactive program or no program in the specific area

Test Heading	Subtest	Number of Test Takers	Number Passed After One Attempt	Percent Passed After One Attempt	Number Passed After Two Attempts	Percent Passed After Two Attempts	Number Passed After Three or more Attempts	Percent Passed After Three or more Attempts
Career and Technical Education	Career and Technical Education	17	14	82%	0	0%	3	18%
Elementary Education	Multiple Subjects: Mathematics	756	680	90%	1	0%	75	10%
	Multiple Subjects: Science	756	592	78%	4	1%	160	21%
	Multiple Subjects: Social Studies	756	620	82%	5	1%	131	17%
English Language Arts	English Language Arts	87	86	99%	0	0%	1	1%
Languages Other than English	Languages Other than English	5	5	100%	0	0%	0	0%
Mathematics	Mathematics	38	21	55%	0	0%	17	45%
Performing Arts	Performing Arts	86	78	91%	0	0%	8	9%
Sciences	Sciences	34	24	71%	0	0%	10	29%
Social Studies	Social Studies	102	75	74%	0	0%	27	26%
Special Education	Multiple Subjects: Mathematics	207	178	86%	0	0%	29	14%
	Multiple Subjects: Science	207	158	76%	2	1%	47	23%
	Multiple Subjects: Social Studies	207	170	82%	5	2%	32	15%

Program Approval & Accreditation

Programs Are Approved **26 of 26**
 Programs Are Accredited **20 of 26**

Nationally Recognized Programs

Class B See individual schools

Number of Class B Certificates Earned

1,930

Educator Preparation Institutional Report Card
 Performance on Required Content Knowledge and Pedagogy
 Alabama Statewide - Bachelor's - IN ED Praxis Content Tests

* - Information not reported for less than five test takers

X - Either an inactive program or no program in the specific area

Test Heading	Subtest	Number of Test Takers	Number Passed After One Attempt	Percent Passed After One Attempt	Number Passed After Two Attempts	Percent Passed After Two Attempts	Number Passed After Three or more Attempts	Percent Passed After Three or more Attempts
Early Childhood Education	Early Childhood Education	358	350	98%	0	0%	8	2%
	Teaching Reading	356	266	75%	1	0%	89	25%
Elementary Education	Multiple Subjects: Reading	659	557	85%	2	0%	100	15%
	Teaching of Reading	749	576	77%	12	2%	161	21%
Health/Physical Education	Health/Physical Education	78	73	94%	0	0%	5	6%
Special Education	Core Knowledge/ Application	253	240	95%	0	0%	13	5%
	Early Childhood Education	58	56	97%	0	0%	2	3%
	Multiple Subjects: Reading	191	151	79%	1	1%	39	20%

Program Approval & Accreditation

Programs Are Approved **26 of 26**

Programs Are Accredited **20 of 26**

Nationally Recognized Programs

Class B See individual schools

Number of Class B Certificates Earned

1,930

Educator Preparation Institutional Report Card
 Performance on Required Content Knowledge and Pedagogy
 Alabama Statewide - Bachelor's - edTPA

* - Information not reported for less than five test takers

X - Either an inactive program or no program in the specific area

Test Heading	Subtest	Number of Test Takers	Number Passed After One Attempt	Percent Passed After One Attempt	Number Passed After Two Attempts	Percent Passed After Two Attempts	Number Passed After Three or more Attempts	Percent Passed After Three or more Attempts
Career and Technical Education	Career and Technical Education	18	17	94%	0	0%	1	6%
Early Childhood Education	Early Childhood Education	126	114	90%	2	2%	10	8%
Elementary Education	Elementary Education	755	713	94%	8	1%	34	5%
English Language Arts	English Language Arts	86	85	99%	0	0%	1	1%
Health/Physical Education	Health/Physical Education	76	64	84%	0	0%	12	16%
Languages Other than English	Languages Other than English	*	*	*	*	*	*	*
Mathematics	Mathematics	39	34	87%	0	0%	5	13%
Performing Arts	Performing Arts	86	85	99%	0	0%	1	1%
Sciences	Sciences	34	31	91%	1	3%	2	6%
Social Studies	Social Studies	101	101	100%	0	0%	0	0%
Special Education	Special Education	92	91	99%	0	0%	1	1%

Program Approval & Accreditation

Programs Are Approved **26 of 26**

Programs Are Accredited **20 of 26**

Nationally Recognized Programs

Class B See individual schools

Number of Class B Certificates Earned

1,930

Educator Preparation Institutional Report Card
 Performance on Required Content Knowledge and Pedagogy
 Alabama Statewide - Alternative Master's - Principles of Teaching and Learning

* - Information not reported for less than five test takers

X - Either an inactive program or no program in the specific area

Test Heading	Subtest	Number of Test Takers	Number Passed After One Attempt	Percent Passed After One Attempt	Number Passed After Two Attempts	Percent Passed After Two Attempts	Number Passed After Three or more Attempts	Percent Passed After Three or more Attempts
Early Childhood Education	Early Childhood Education	*	*	*	*	*	*	*
English for Speakers of Other Languages	English for Speakers of Other Languages	*	*	*	*	*	*	*
English Language Arts	English Language Arts	*	*	*	*	*	*	*
Health/Physical Education	Health/Physical Education	*	*	*	*	*	*	*
Languages Other than English	Languages Other than English	*	*	*	*	*	*	*
Performing Arts	Performing Arts	*	*	*	*	*	*	*
Social Studies	Social Studies	*	*	*	*	*	*	*
Special Education	Special Education	*	*	*	*	*	*	*

Program Approval & Accreditation

Programs Are Approved **26 of 26**

Programs Are Accredited **20 of 26**

Nationally Recognized Programs

Class A See individual schools

Number of Class A Certificates Earned

358

Educator Preparation Institutional Report Card
 Performance on Required Content Knowledge and Pedagogy
 Alabama Statewide - Alternative Master's - IN ED Praxis Content Tests

* - Information not reported for less than five test takers

X - Either an inactive program or no program in the specific area

Test Heading	Subtest	Number of Test Takers	Number Passed After One Attempt	Percent Passed After One Attempt	Number Passed After Two Attempts	Percent Passed After Two Attempts	Number Passed After Three or more Attempts	Percent Passed After Three or more Attempts
Early Childhood Education	Early Childhood Education	30	28	93%	0	0%	2	7%
	Teaching Reading	30	22	73%	0	0%	8	27%
Elementary Education	Multiple Subjects: Reading	62	48	77%	0	0%	14	23%
	Teaching of Reading	66	47	71%	0	0%	19	29%
Health/Physical Education	Health/Physical Education	19	18	95%	0	0%	1	5%
Special Education	Core Knowledge/ Application	44	44	100%	0	0%	0	0%
	Early Childhood Education	*	*	*	*	*	*	*
	Multiple Subjects: Reading	28	23	82%	0	0%	5	18%

Program Approval & Accreditation

Programs Are Approved **26 of 26**

Programs Are Accredited **20 of 26**

Nationally Recognized Programs

Class A See individual schools

Number of Class A Certificates Earned

358

Educator Preparation Institutional Report Card
 Performance on Required Content Knowledge and Pedagogy
 Alabama Statewide - Alternative Master's - NOT IN ED Praxis Content Tests

* - Information not reported for less than five test takers

X - Either an inactive program or no program in the specific area

Test Heading	Subtest	Number of Test Takers	Number Passed After One Attempt	Percent Passed After One Attempt	Number Passed After Two Attempts	Percent Passed After Two Attempts	Number Passed After Three or more Attempts	Percent Passed After Three or more Attempts
Career and Technical Education	Career and Technical Education	11	10	91%	0	0%	1	9%
Elementary Education	Multiple Subjects: Mathematics	66	60	91%	0	0%	6	9%
	Multiple Subjects: Science	66	61	92%	0	0%	5	8%
	Multiple Subjects: Social Studies	66	63	95%	0	0%	3	5%
English for Speakers of Other Languages	English for Speakers of Other Languages	6	5	83%	0	0%	1	17%
English Language Arts	English Language Arts	41	40	98%	0	0%	1	2%
Languages Other than English	Languages Other than English	5	4	80%	0	0%	1	20%
Mathematics	Mathematics	24	18	75%	0	0%	6	25%
Performing Arts	Performing Arts	12	10	83%	0	0%	2	17%
Sciences	Sciences	34	26	76%	0	0%	8	24%
Social Studies	Social Studies	47	41	87%	0	0%	6	13%
Special Education	Multiple Subjects: Mathematics	30	28	93%	0	0%	2	7%
	Multiple Subjects: Science	30	27	90%	0	0%	3	10%
	Multiple Subjects: Social Studies	30	27	90%	1	3%	2	7%

Program Approval & Accreditation

Programs Are Approved **26 of 26**
 Programs Are Accredited **20 of 26**

Nationally Recognized Programs

Class A See individual schools

Number of Class A Certificates Earned

358

Educator Preparation Institutional Report Card
 Performance on Required Content Knowledge and Pedagogy
 Alabama Statewide - Alternative Master's - edTPA

* - Information not reported for less than five test takers

X - Either an inactive program or no program in the specific area

Test Heading	Subtest	Number of Test Takers	Number Passed After One Attempt	Percent Passed After One Attempt	Number Passed After Two Attempts	Percent Passed After Two Attempts	Number Passed After Three or more Attempts	Percent Passed After Three or more Attempts
Career and Technical Education	Career and Technical Education	*	*	*	*	*	*	*
Early Childhood Education	Early Childhood Education	20	17	85%	0	0%	3	15%
Elementary Education	Elementary Education	64	60	94%	0	0%	4	6%
English for Speakers of Other Languages	English for Speakers of Other Languages	6	6	100%	0	0%	0	0%
English Language Arts	English Language Arts	41	41	100%	0	0%	0	0%
Health/Physical Education	Health/Physical Education	19	15	79%	0	0%	4	21%
Languages Other than English	Languages Other than English	*	*	*	*	*	*	*
Mathematics	Mathematics	24	21	88%	0	0%	3	13%
Performing Arts	Performing Arts	12	12	100%	0	0%	0	0%
Sciences	Sciences	34	32	94%	0	0%	2	6%
Social Studies	Social Studies	47	46	98%	0	0%	1	2%
Special Education	Special Education	43	39	91%	0	0%	4	9%

Program Approval & Accreditation

Programs Are Approved **26 of 26**

Programs Are Accredited **20 of 26**

Nationally Recognized Programs

Class A See individual schools

Number of Class A Certificates Earned

358

Responses to the First-Year Teacher Survey created by the
Alabama Association of Colleges for Teacher Education
Alabama Statewide - Teacher Response

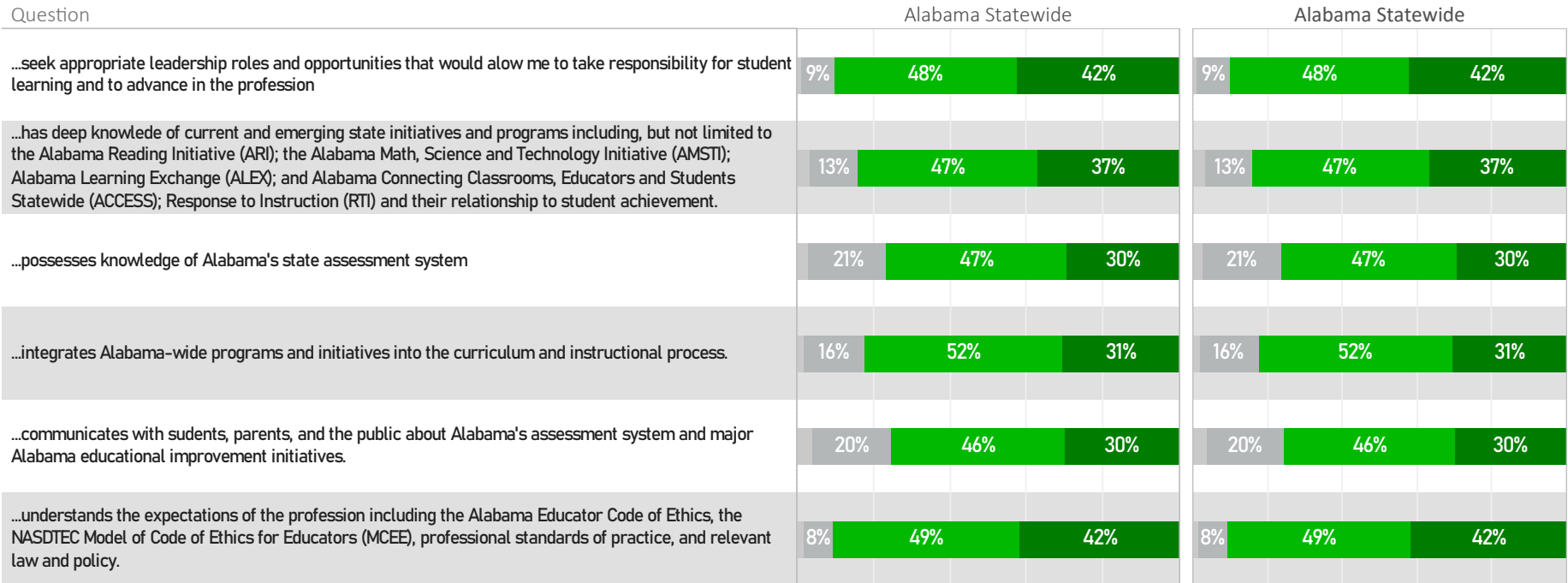
■ Strongly Agree ■ Disagree
■ Agree ■ Strongly Disagree



Responses to the First-Year Teacher Survey created by the
Alabama Association of Colleges for Teacher Education
Alabama Statewide - Teacher Response

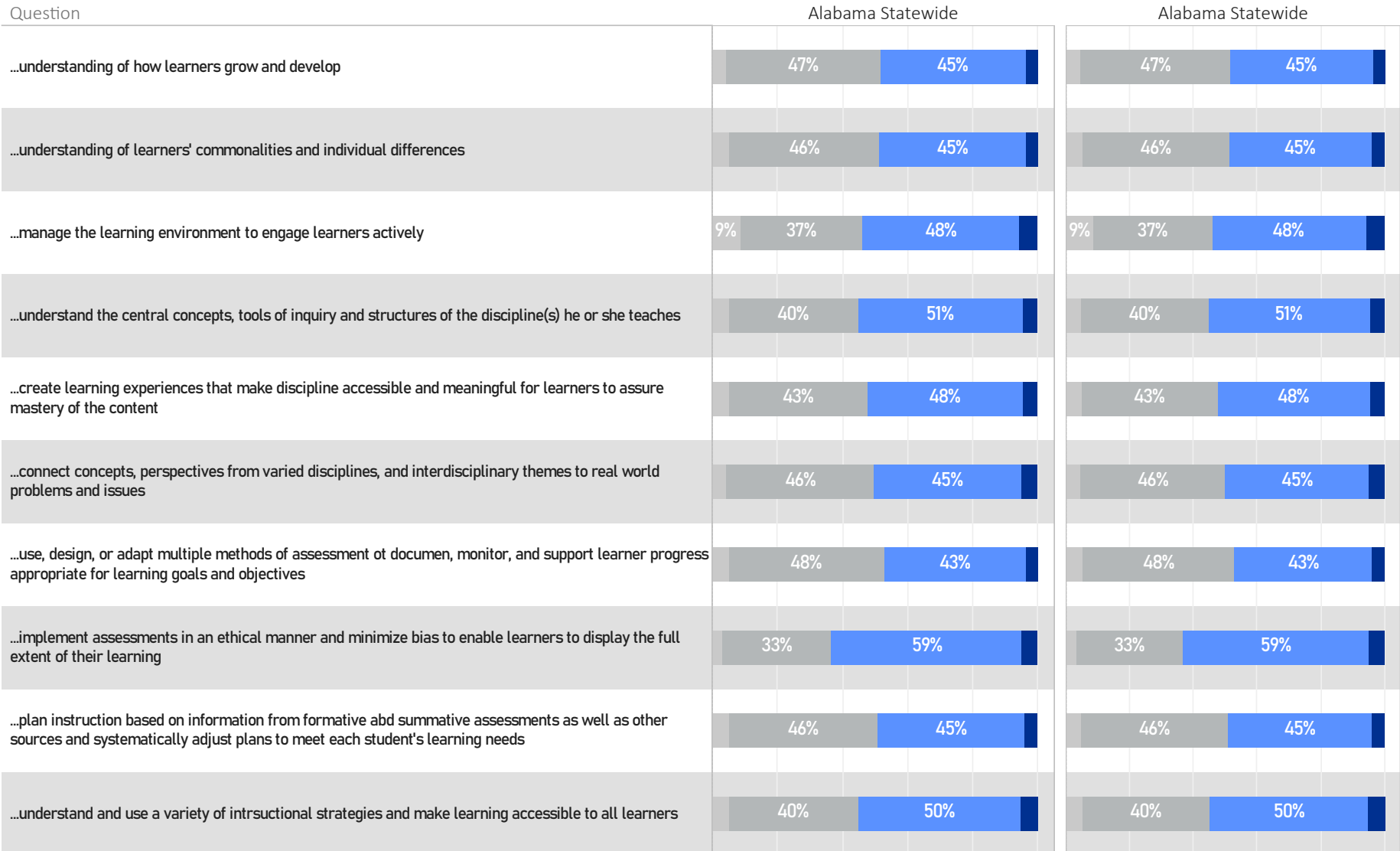


Responses to the First-Year Teacher Survey created by the
Alabama Association of Colleges for Teacher Education
Alabama Statewide - Teacher Response



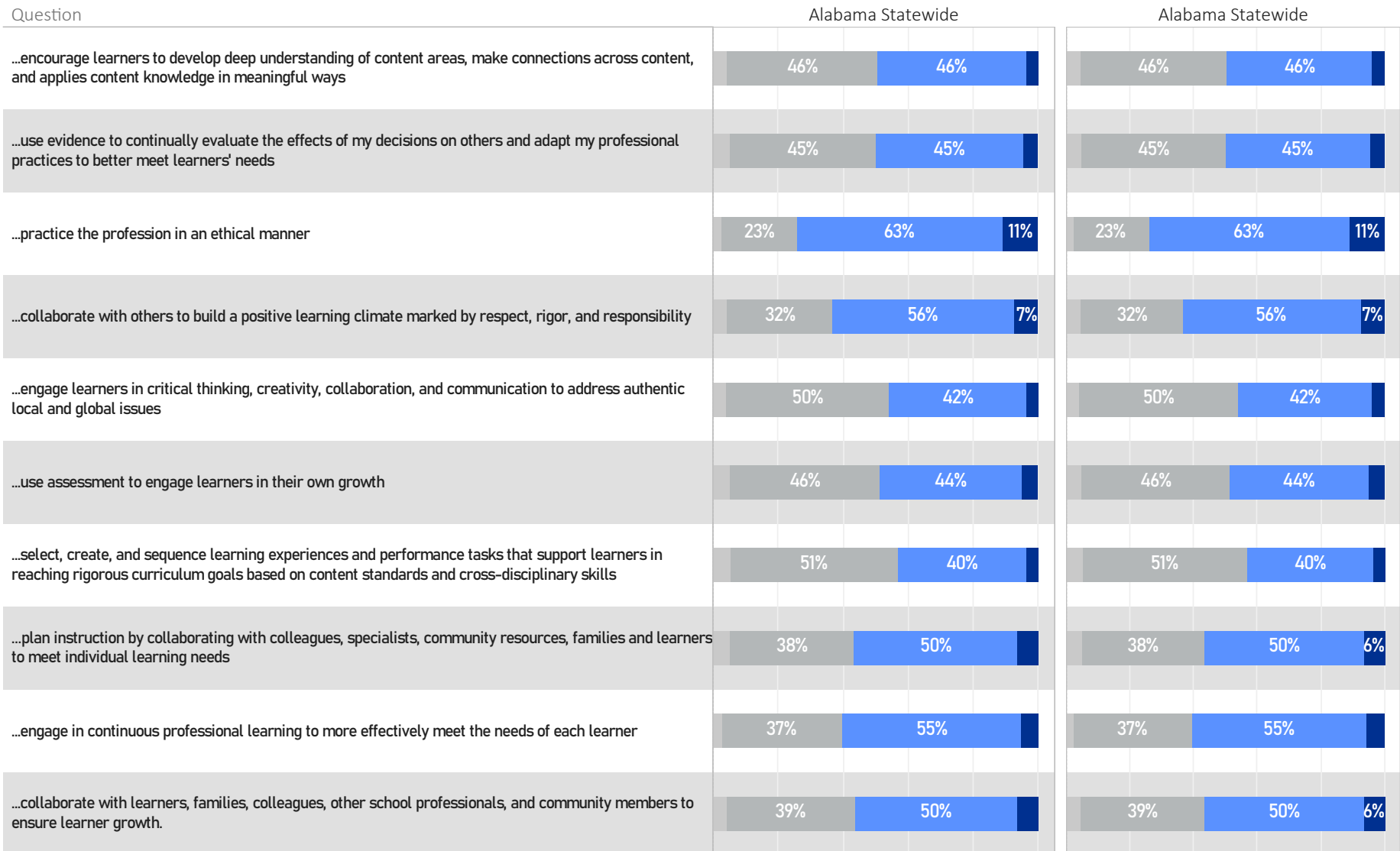
Responses to the First-Year Teacher Survey created by the
Alabama Association of Colleges for Teacher Education
Alabama Statewide - Employer Response

■ Teacher Leader
■ Effective Teacher
■ Emerging Teacher
■ Ineffective Teacher

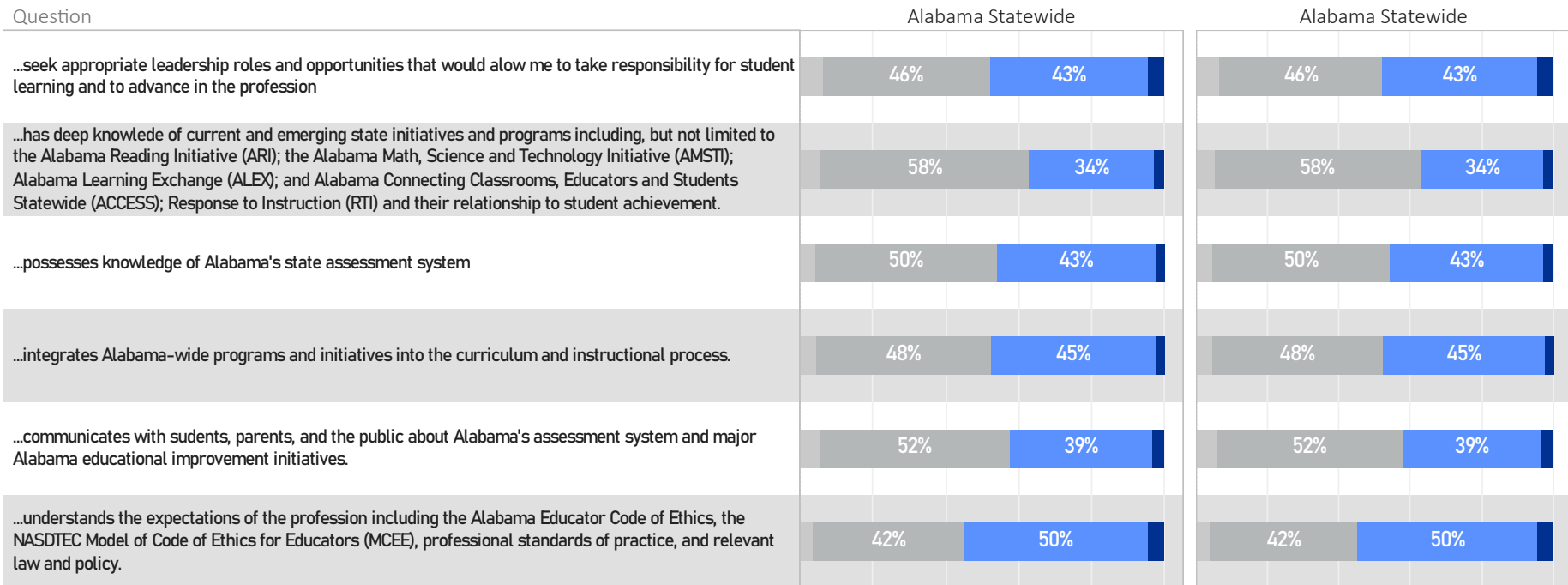


Responses to the First-Year Teacher Survey created by the
Alabama Association of Colleges for Teacher Education
Alabama Statewide - Employer Response

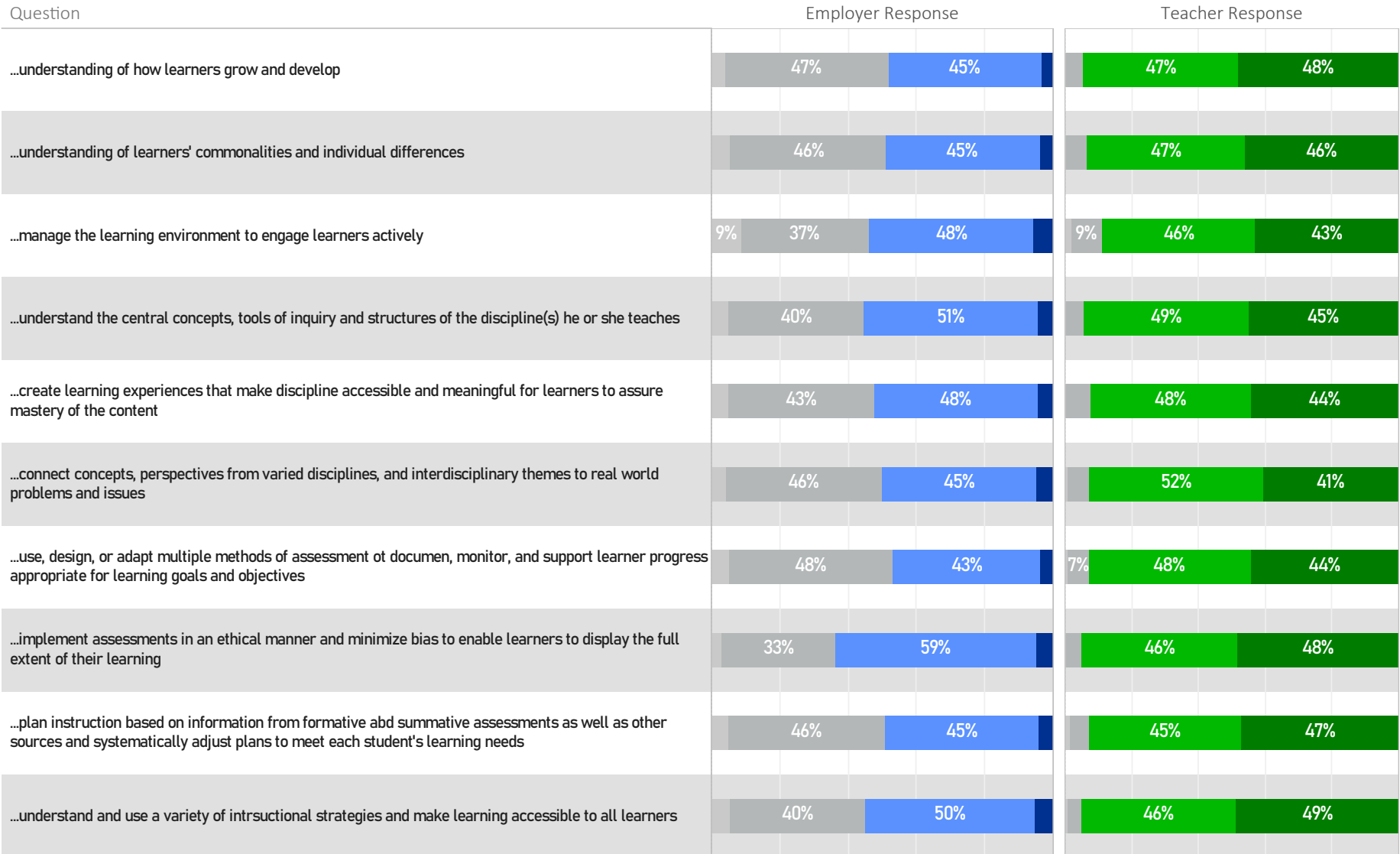
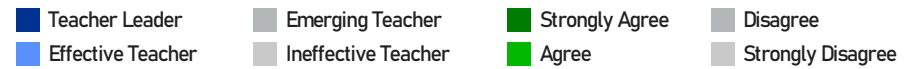
Teacher Leader Emerging Teacher
Effective Teacher Ineffective Teacher



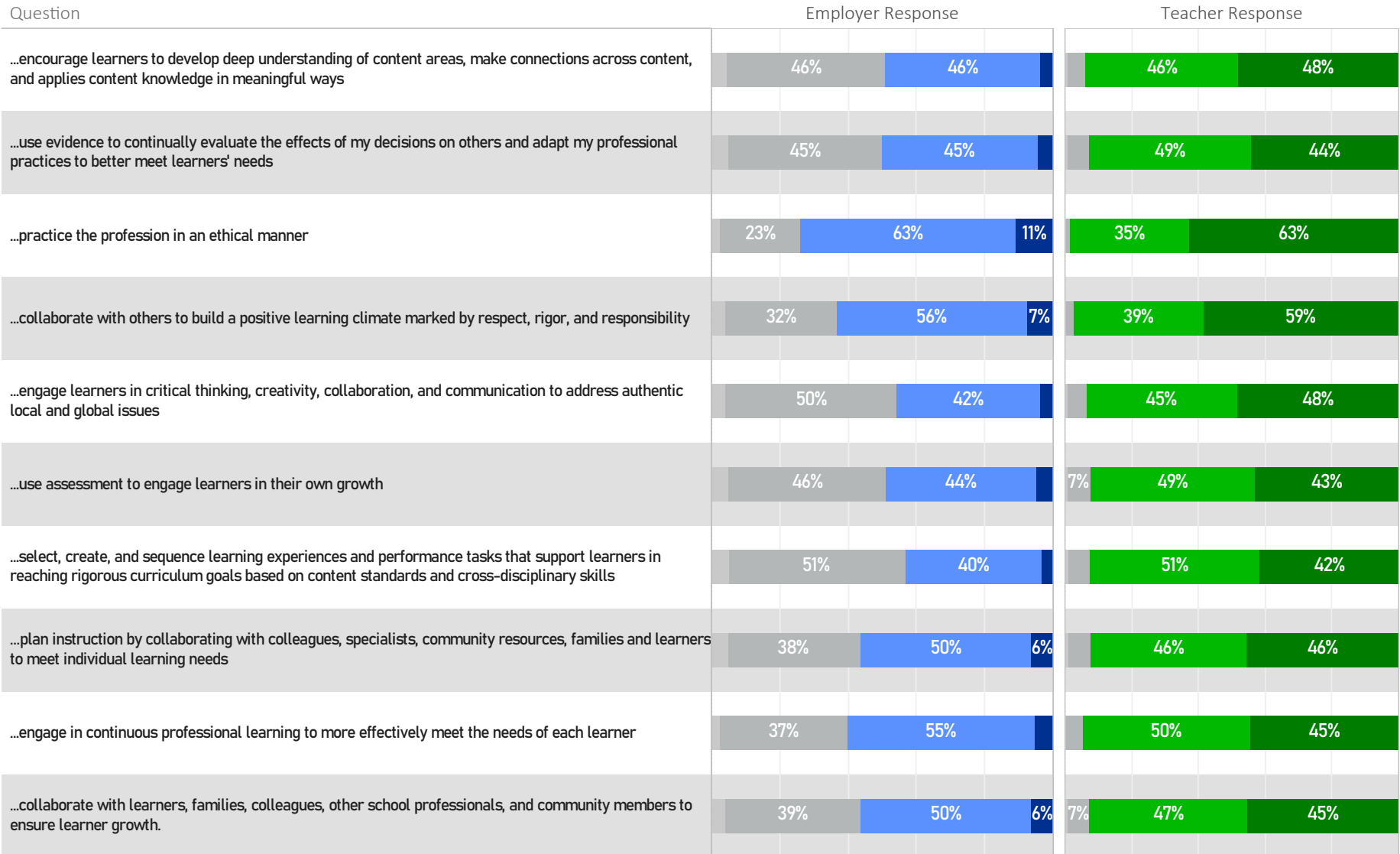
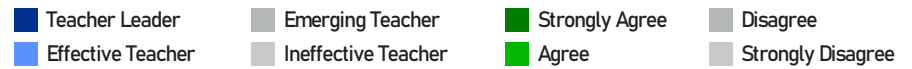
Responses to the First-Year Teacher Survey created by the
Alabama Association of Colleges for Teacher Education
Alabama Statewide - Employer Response



Responses to the First-Year Teacher Survey created by the Alabama Association of Colleges for Teacher Education
Alabama Statewide - Employer and Teacher Responses



Responses to the First-Year Teacher Survey created by the
Alabama Association of Colleges for Teacher Education
Alabama Statewide - Employer and Teacher Responses



Responses to the First-Year Teacher Survey created by the Alabama Association of Colleges for Teacher Education
Alabama Statewide - Employer and Teacher Responses

