

Educator Preparation Institutional Report Card
for Performance on Required Content Knowledge and Pedagogy Tests

and

Responses to the First-Year Teacher Survey created by the
Alabama Association of Colleges for Teacher Education

for

Troy University

Administered by the
Alabama State Department of Education

September 2022

Report Card and Survey Information

Educator Preparation Institutional Report Card

Performance on Required Content Knowledge and Pedagogy Tests

To earn an Alabama educator certificate, based on completion of a traditional approach, an applicant must complete an approved program with a prescribed grade point average (GPA) and meet assessment requirements. Prior to September 1, 2018, assessment requirements included a written test of pedagogical knowledge, Principles of Learning and Teaching (PLT), and a Praxis content test specific to the teaching field or subject for which certification is sought. Effective September 1, 2018, edTPA, a performance assessment, replaced the PLT. No exceptions are made with regard to these requirements.

Responses to the First-Year Teacher Survey created by the

Alabama Association of Colleges for Teacher Education

Alabama Association of Colleges for Teacher Education members developed a survey to be administered electronically to first-year teachers who, during the 2017-2018 school year, completed an Alabama State Board of Education-approved undergraduate (Class B) or alternative master's degree (Class A) program leading to their first or initial Professional Educator Certificate. A companion survey was administered electronically to the employers of those first-year teachers. Data provided in this report include a summary of survey categories and the percentage of first-year teachers who strongly agreed, agreed, disagreed, or strongly disagreed that their program prepared them to teach successfully. The data also provide the percentage of employers who rated their first-year teachers as teacher leader, effective teacher, emerging teacher, or ineffective teacher.

Educator Preparation Institutional Report Card
Performance on Required Content Knowledge and Pedagogy
Troy University - Program Information

Program Approval & Accreditation

<i>Programs Are Approved</i>	Yes
<i>Programs Are Accredited</i>	Yes

Number of Class B Certificates Earned

91

Number of Class A Certificates Earned

6

Nationally Recognized Programs

Class B	No programs recognized	
Class A	School Counselor	Council for Accreditation of Counseling and Related Educational Progr..

Educator Preparation Institutional Report Card
 Performance on Required Content Knowledge and Pedagogy
 Troy University - Bachelor's - Principles of Teaching and Learning

* - Information not reported for less than five test takers

X - Either an inactive program or no program in the specific area

Test Heading	Subtest	Number of Test Takers	Number Passed After One Attempt	Percent Passed After One Attempt	Number Passed After Two Attempts	Percent Passed After Two Attempts	Number Passed After Three or more Attempts	Percent Passed After Three or more Attempts
English Language Arts	English Language Arts	*	*	*	*	*	*	*
Health/Physical Education	Health/Physical Education	*	*	*	*	*	*	*

Program Approval & Accreditation

Programs Are Approved **Yes**
 Programs Are Accredited **Yes**

Nationally Recognized Programs

Class B No programs recognized

Number of Class B Certificates Earned

91

Educator Preparation Institutional Report Card
 Performance on Required Content Knowledge and Pedagogy
 Troy University - Bachelor's - NOT IN ED Praxis Content Tests

* - Information not reported for less than five test takers

X - Either an inactive program or no program in the specific area

Test Heading	Subtest	Number of Test Takers	Number Passed After One Attempt	Percent Passed After One Attempt	Number Passed After Two Attempts	Percent Passed After Two Attempts	Number Passed After Three or more Attempts	Percent Passed After Three or more Attempts
Elementary Education	Multiple Subjects: Mathematics	49	45	92%	0	0%	4	8%
	Multiple Subjects: Science	49	39	80%	1	2%	9	18%
	Multiple Subjects: Social Studies	49	34	69%	1	2%	14	29%
English Language Arts	English Language Arts	8	8	100%	0	0%	0	0%
Mathematics	Mathematics	*	*	*	*	*	*	*
Performing Arts	Performing Arts	11	9	82%	0	0%	2	18%
Social Studies	Social Studies	*	*	*	*	*	*	*
Special Education	Multiple Subjects: Mathematics	*	*	*	*	*	*	*
	Multiple Subjects: Science	*	*	*	*	*	*	*
	Multiple Subjects: Social Studies	*	*	*	*	*	*	*

Program Approval & Accreditation

Programs Are Approved **Yes**
 Programs Are Accredited **Yes**

Nationally Recognized Programs

Class B No programs recognized

Number of Class B Certificates Earned

91

Educator Preparation Institutional Report Card
 Performance on Required Content Knowledge and Pedagogy
 Troy University - Bachelor's - IN ED Praxis Content Tests

* - Information not reported for less than five test takers

X - Either an inactive program or no program in the specific area

Test Heading	Subtest	Number of Test Takers	Number Passed After One Attempt	Percent Passed After One Attempt	Number Passed After Two Attempts	Percent Passed After Two Attempts	Number Passed After Three or more Attempts	Percent Passed After Three or more Attempts
Early Childhood Education	Early Childhood Education	*	*	*	*	*	*	*
	Teaching Reading	*	*	*	*	*	*	*
Elementary Education	Multiple Subjects: Reading	46	31	67%	0	0%	15	33%
	Teaching of Reading	49	34	69%	2	4%	13	27%
Health/Physical Education	Health/Physical Education	10	9	90%	0	0%	1	10%
Special Education	Core Knowledge/ Application	6	6	100%	0	0%	0	0%
	Multiple Subjects: Reading	*	*	*	*	*	*	*

Program Approval & Accreditation

Programs Are Approved **Yes**
 Programs Are Accredited **Yes**

Nationally Recognized Programs

Class B No programs recognized

Number of Class B Certificates Earned

91

Educator Preparation Institutional Report Card
 Performance on Required Content Knowledge and Pedagogy
 Troy University - Bachelor's - edTPA

* - Information not reported for less than five test takers

X - Either an inactive program or no program in the specific area

Test Heading	Subtest	Number of Test Takers	Number Passed After One Attempt	Percent Passed After One Attempt	Number Passed After Two Attempts	Percent Passed After Two Attempts	Number Passed After Three or more Attempts	Percent Passed After Three or more Attempts
Early Childhood Education	Early Childhood Education	*	*	*	*	*	*	*
Elementary Education	Elementary Education	49	48	98%	0	0%	1	2%
English Language Arts	English Language Arts	8	8	100%	0	0%	0	0%
Health/Physical Education	Health/Physical Education	10	10	100%	0	0%	0	0%
Mathematics	Mathematics	*	*	*	*	*	*	*
Performing Arts	Performing Arts	11	11	100%	0	0%	0	0%
Social Studies	Social Studies	*	*	*	*	*	*	*
Special Education	Special Education	6	6	100%	0	0%	0	0%

Program Approval & Accreditation

Programs Are Approved **Yes**
 Programs Are Accredited **Yes**

Nationally Recognized Programs

Class B No programs recognized

Number of Class B Certificates Earned

91

Educator Preparation Institutional Report Card
 Performance on Required Content Knowledge and Pedagogy
 Troy University - Alternative Master's - Principles of Teaching and Learning

* - Information not reported for less than five test takers
 X - Either an inactive program or no program in the specific area

Test Heading	Subtest	Number of Test Takers	Number Passed After One Attempt	Percent Passed After One Attempt	Number Passed After Two Attempts	Percent Passed After Two Attempts	Number Passed After Three or more Attempts	Percent Passed After Three or more Attempts
Performing Arts	Performing Arts	*	*	*	*	*	*	*

Program Approval & Accreditation

Programs Are Approved	Yes
Programs Are Accredited	Yes

Nationally Recognized Programs

Class A	School Counselor	Council for Accreditation of Counseling and Related Educatio..
---------	------------------	--

Number of Class A Certificates Earned

6

Educator Preparation Institutional Report Card
 Performance on Required Content Knowledge and Pedagogy
 Troy University - Alternative Master's - IN ED Praxis Content Tests

* - Information not reported for less than five test takers

X - Either an inactive program or no program in the specific area

Test Heading	Subtest	Number of Test Takers	Number Passed After One Attempt	Percent Passed After One Attempt	Number Passed After Two Attempts	Percent Passed After Two Attempts	Number Passed After Three or more Attempts	Percent Passed After Three or more Attempts
Early Childhood Education	Early Childhood Education	*	*	*	*	*	*	*
	Teaching Reading	*	*	*	*	*	*	*
Elementary Education	Multiple Subjects: Reading	*	*	*	*	*	*	*
	Teaching of Reading	*	*	*	*	*	*	*

Program Approval & Accreditation

Programs Are Approved **Yes**
 Programs Are Accredited **Yes**

Nationally Recognized Programs

Class A School Counselor Council for Accreditation of Counseling and Related Educatio..

Number of Class A Certificates Earned

6

Educator Preparation Institutional Report Card
 Performance on Required Content Knowledge and Pedagogy
 Troy University - Alternative Master's - NOT IN ED Praxis Content Tests

* - Information not reported for less than five test takers
 X - Either an inactive program or no program in the specific area

Test Heading	Subtest	Number of Test Takers	Number Passed After One Attempt	Percent Passed After One Attempt	Number Passed After Two Attempts	Percent Passed After Two Attempts	Number Passed After Three or more Attempts	Percent Passed After Three or more Attempts
Elementary Education	Multiple Subjects: Mathematics	*	*	*	*	*	*	*
	Multiple Subjects: Science	*	*	*	*	*	*	*
	Multiple Subjects: Social Studies	*	*	*	*	*	*	*
Performing Arts	Performing Arts	*	*	*	*	*	*	*

Program Approval & Accreditation

Programs Are Approved **Yes**
 Programs Are Accredited **Yes**

Nationally Recognized Programs

Class A School Counselor Council for Accreditation of Counseling and Related Educatio..

Number of Class A Certificates Earned

6

Educator Preparation Institutional Report Card
 Performance on Required Content Knowledge and Pedagogy
 Troy University - Alternative Master's - edTPA

* - Information not reported for less than five test takers

X - Either an inactive program or no program in the specific area

Test Heading	Subtest	Number of Test Takers	Number Passed After One Attempt	Percent Passed After One Attempt	Number Passed After Two Attempts	Percent Passed After Two Attempts	Number Passed After Three or more Attempts	Percent Passed After Three or more Attempts
Early Childhood Education	Early Childhood Education	*	*	*	*	*	*	*
Elementary Education	Elementary Education	*	*	*	*	*	*	*
Performing Arts	Performing Arts	*	*	*	*	*	*	*

Program Approval & Accreditation

Programs Are Approved **Yes**
 Programs Are Accredited **Yes**

Nationally Recognized Programs

Class A School Counselor Council for Accreditation of Counseling and Related Educatio..

Number of Class A Certificates Earned

6

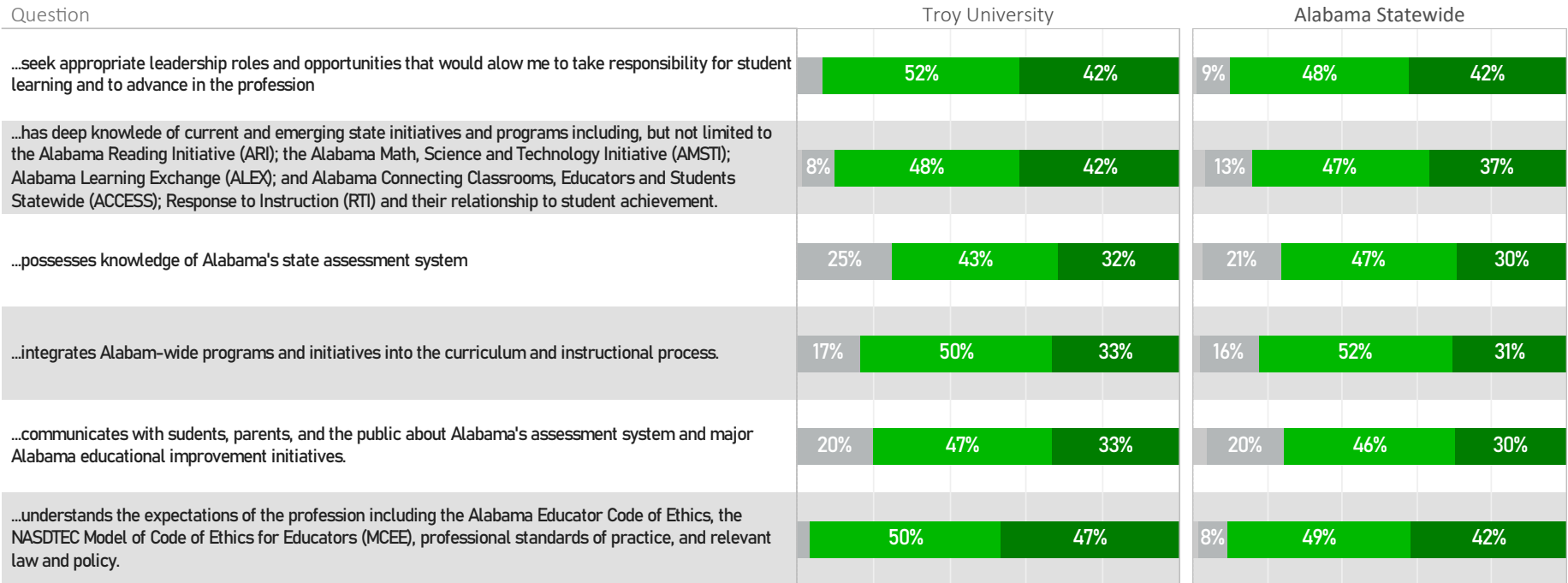
Responses to the First-Year Teacher Survey created by the
Alabama Association of Colleges for Teacher Education
Troy University - Teacher Response



Responses to the First-Year Teacher Survey created by the
Alabama Association of Colleges for Teacher Education
Troy University - Teacher Response

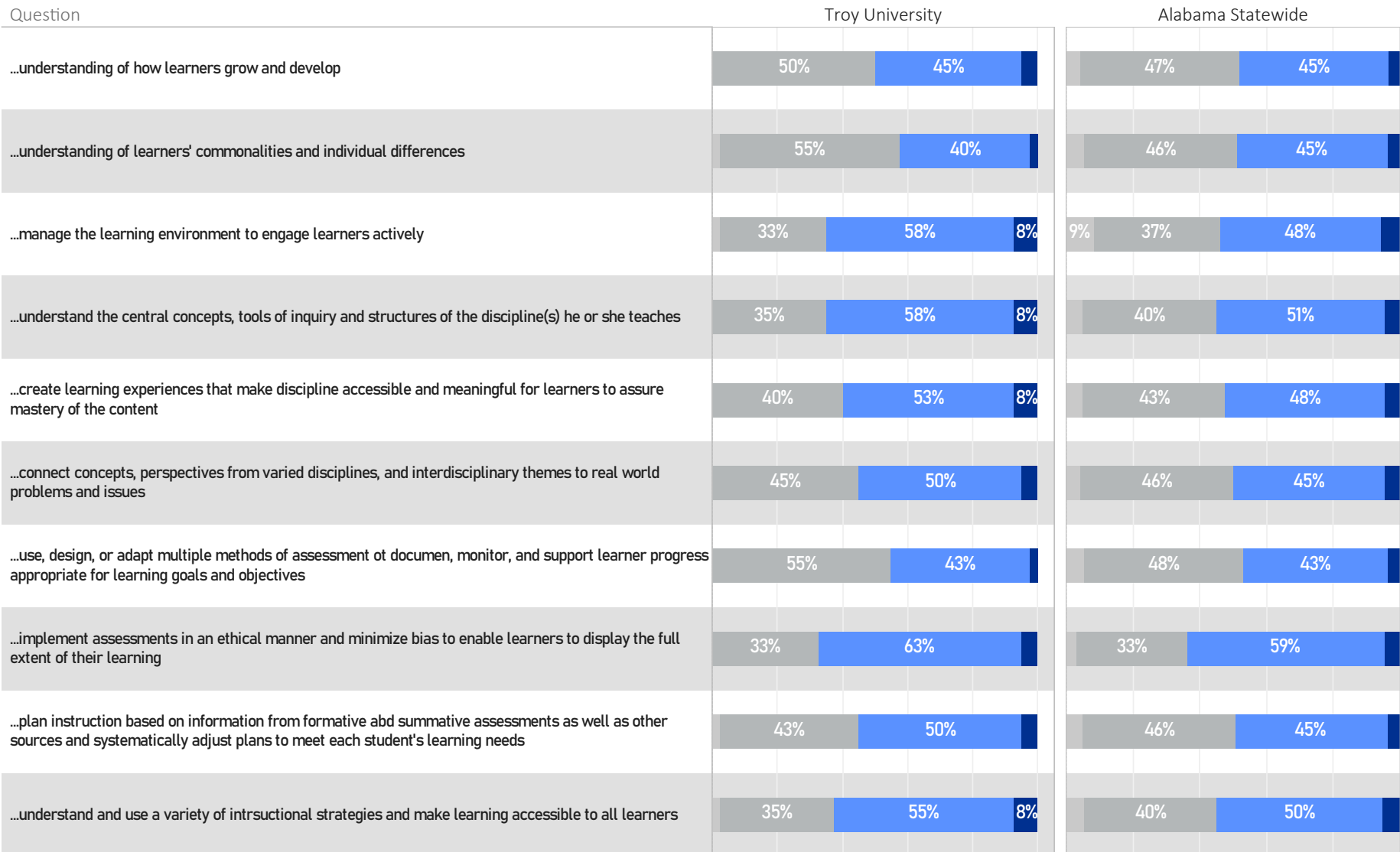


Responses to the First-Year Teacher Survey created by the
Alabama Association of Colleges for Teacher Education
Troy University - Teacher Response

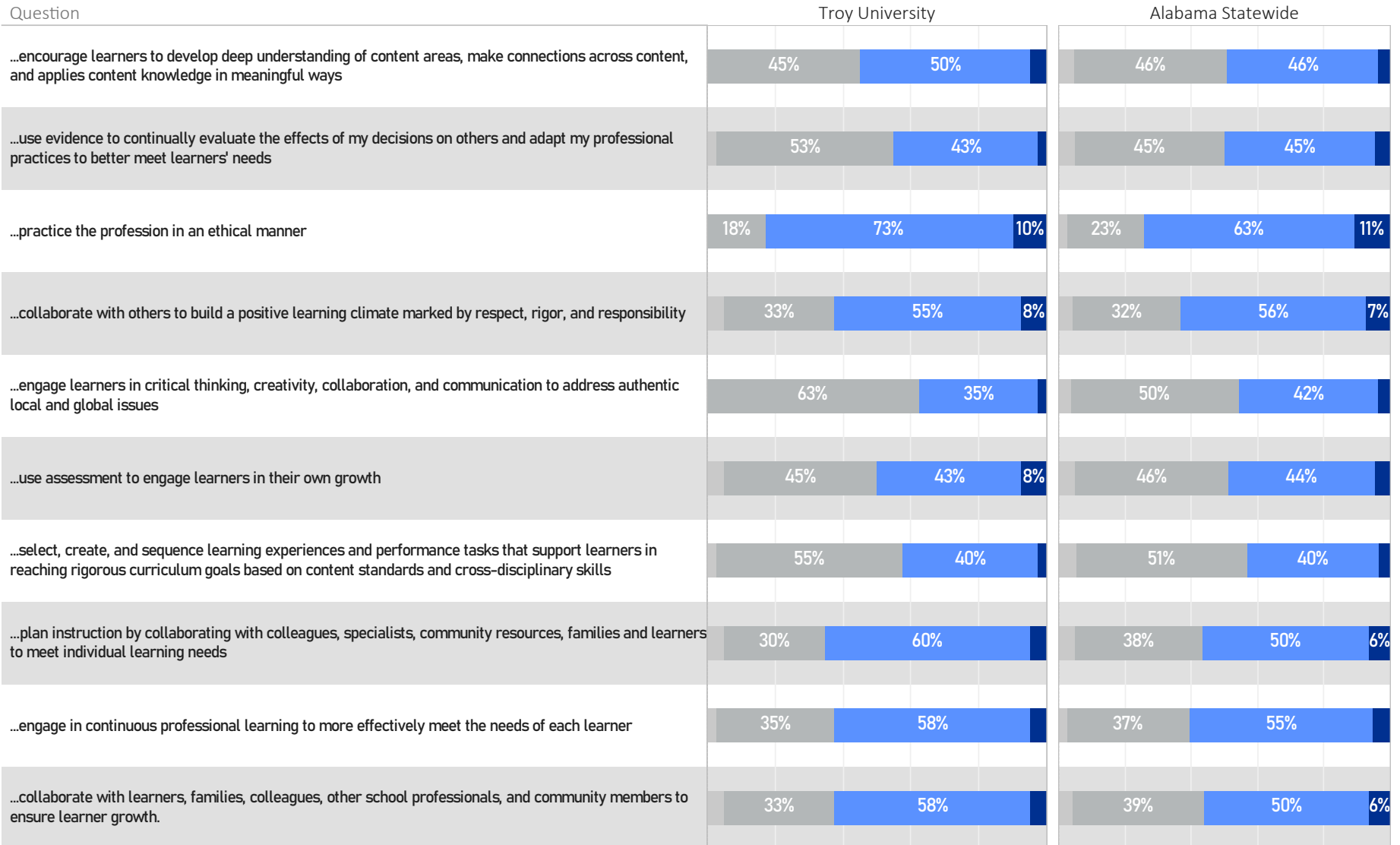


Responses to the First-Year Teacher Survey created by the
Alabama Association of Colleges for Teacher Education
Troy University - Employer Response

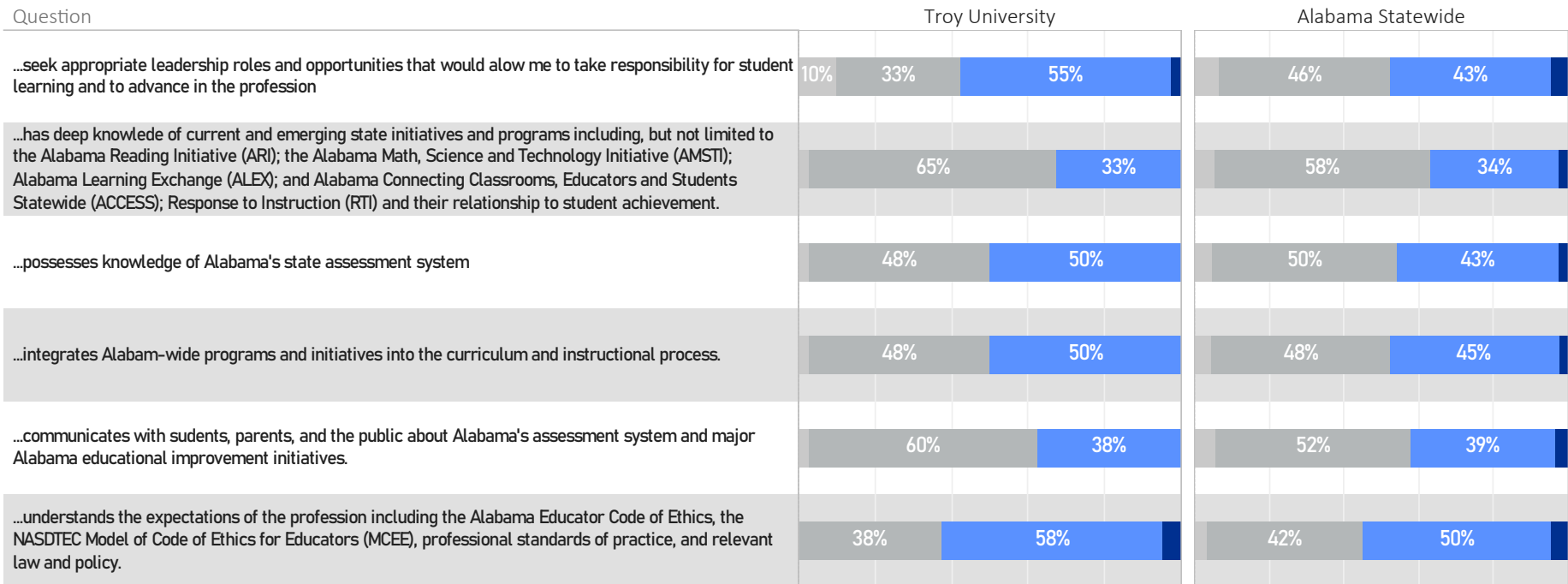
■ Teacher Leader
■ Effective Teacher
■ Emerging Teacher
■ Ineffective Teacher



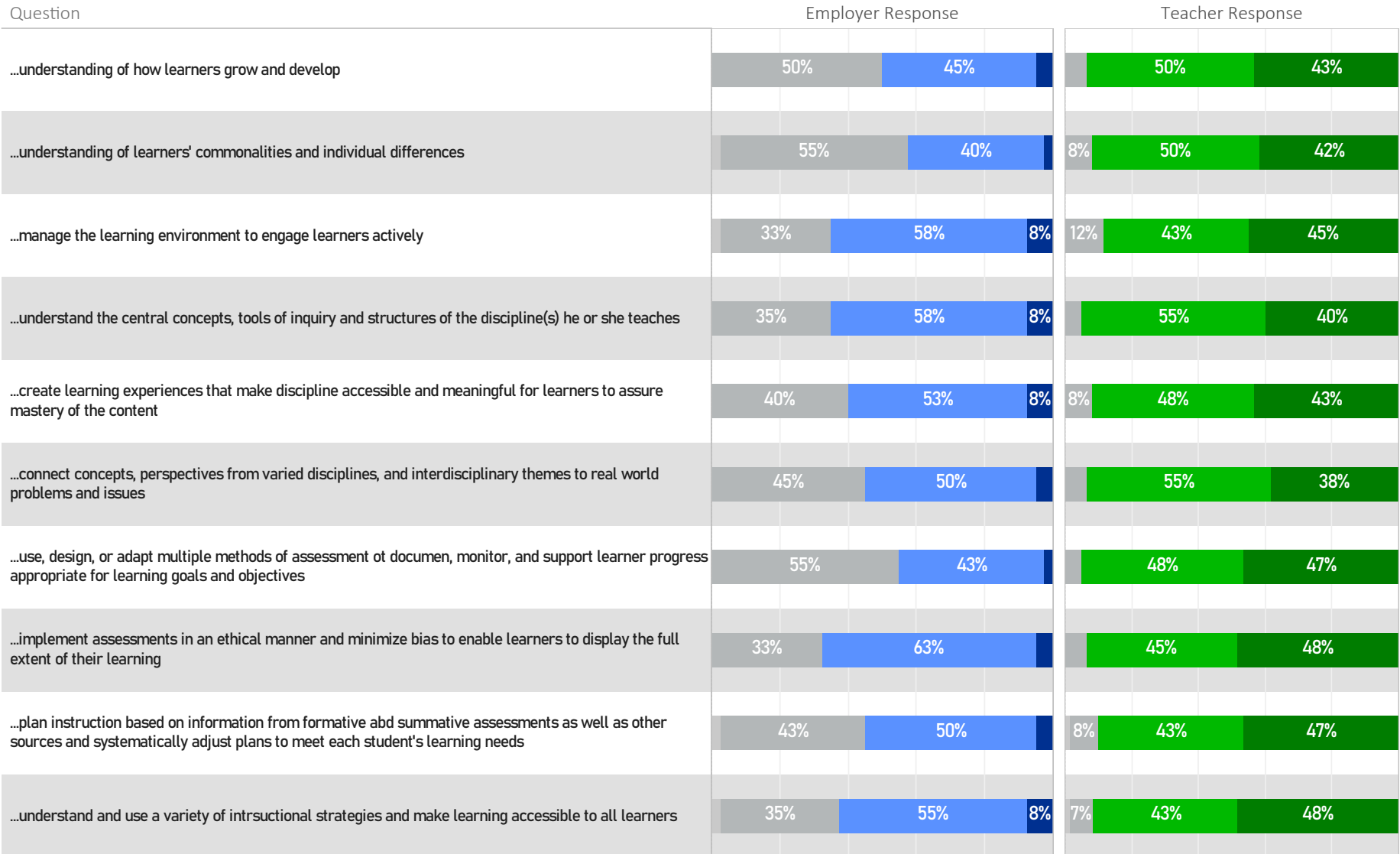
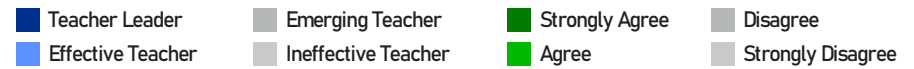
Responses to the First-Year Teacher Survey created by the
Alabama Association of Colleges for Teacher Education
Troy University - Employer Response



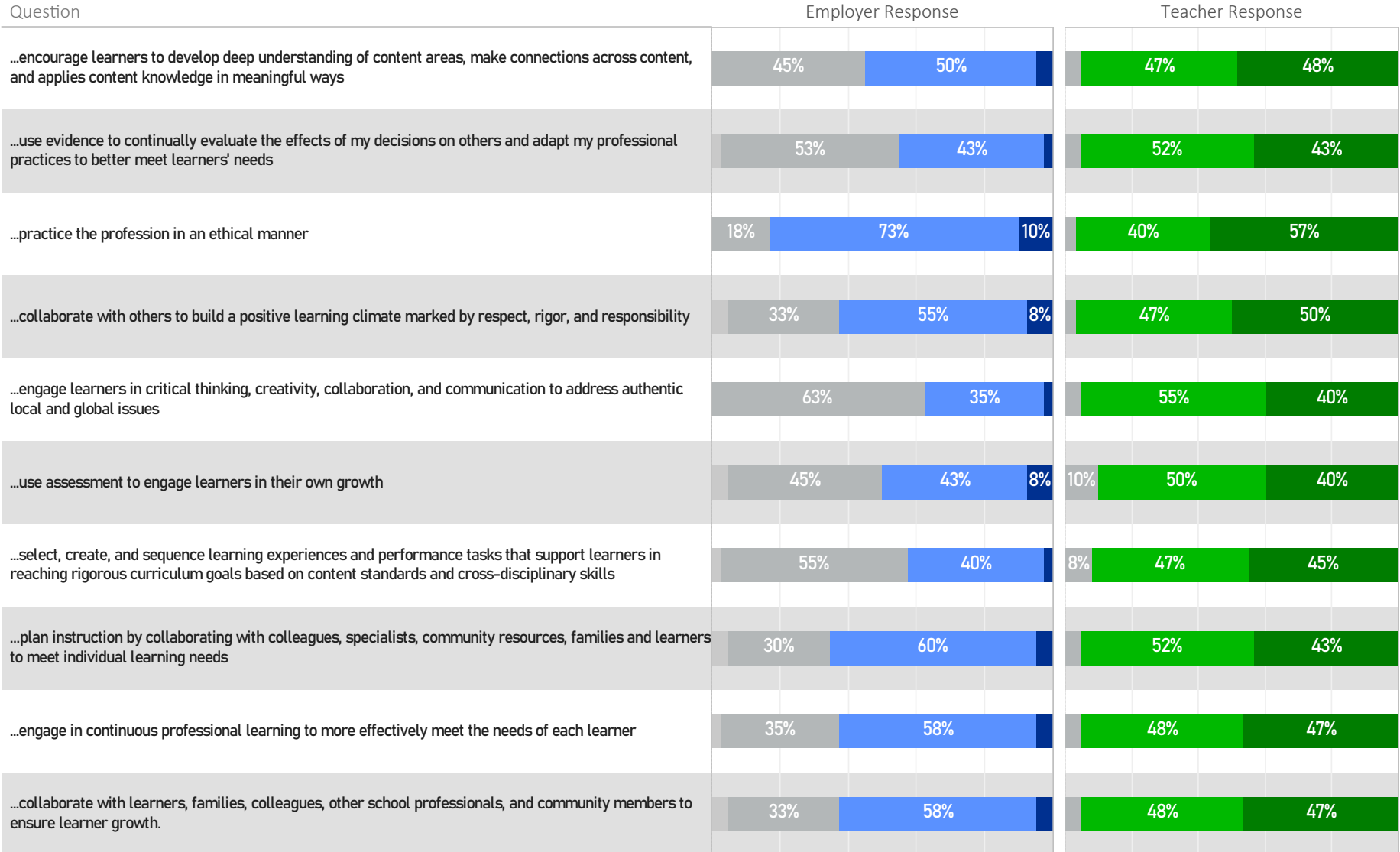
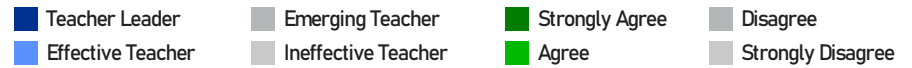
Responses to the First-Year Teacher Survey created by the
Alabama Association of Colleges for Teacher Education
Troy University - Employer Response



Responses to the First-Year Teacher Survey created by the Alabama Association of Colleges for Teacher Education
Troy University - Employer and Teacher Responses



Responses to the First-Year Teacher Survey created by the
Alabama Association of Colleges for Teacher Education
Troy University - Employer and Teacher Responses



Responses to the First-Year Teacher Survey created by the Alabama Association of Colleges for Teacher Education
Troy University - Employer and Teacher Responses

