

Annual Webinar Training Series:

PAID LUNCH EQUITY

Overview of PLE and Guidelines for the USDA PLE Tool



Christina Glover
Accountant
ALSDE CNP School Programs





BREAK *for a* PLATE

SCHOOLS

Learning Code

Event Name: Paid Lunch Equity Presentation

Event Date: June 4, 2024

Hours: 1.5

Professional Learning Code: 3350



BREAK for a PLATE
ALABAMA

Overview of Paid Lunch Equity (PLE)

PLE Requirements for SFAs

Who is Not Required to Complete the PLE Tool?

USDA's Yearly Target Price

PLE Exemption Form for SY 2024-2025

Completing the PLE Tool for SY 2024-2025

Completing the SY 2024-2025 Report

Questions



Paid Lunch Equity

Requirements & PLE Tool

AGENDA

Paid Lunch Equity:

Overview of PLE and Guidelines for USDA PLE Tool

Overview of Paid Lunch Equity (PLE)

Why is this important to Child Nutrition Programs?

SFAs participating in the National School Lunch Program (NSLP) must ensure that sufficient funds are provided to the non-profit school food service account for meals served to students not eligible for free or reduced-price meals. This requirement may be met through the prices charged for “paid” meals or through non-Federal sources provided to the non-profit school food service account.



Section 205 of the Healthy, Hunger-Free Kids Act of 2010 requires School Food Authorities (SFAs) participating in the National School Lunch Program (NSLP) to provide the same level of financial support for lunches served to students who are not eligible for free or reduced-price lunches (i.e., paid lunches) as for lunches served to students eligible for free lunches.



SFAs must complete the Paid Lunch Equity (PLE) Tool for all meals served in the Child Nutrition Program.

USDA's PLE Provision ensures that:

- Schools are not charging less for school meals than it costs to produce the meal.
- Federal funds intended for free and reduced-price lunches are not subsidizing paid student meals.
- Schools have funding available to support serving nutritious meals to all students.

PLE Requirements for SFA's

Who is not required to complete the Annual PLE Tool?

**Exception
to the
Rule!**

All SFAs, regardless of current lunch prices, must annually review their paid lunch prices to ensure compliance with the paid lunch equity requirement using the current year USDA Paid Lunch Equity (PLE) Tool. However, some SFAs are **NOT Required** to complete the Annual PLE Tool.

EXCEPTIONS

- SFAs operating the **Community Eligibility Provision (CEP)** district wide (100% of the schools) and non-pricing programs for lunch (i.e., **Provision 2, RCCIs without day students, etc.**) do not have to complete the PLE Tool.
- **SFAs operating CEP and other non-pricing programs for only some schools must still complete the PLE Tool.** The tool will be completed using only the paid lunch prices and meals served in schools that are pricing.

PLE Requirements for SFA's

What are the annual requirements for USDA?

The PLE Tool must be completed annually by SFAs that are charging for student meals to determine if they are required to raise lunch prices unless there is an exemption.

Whether you are required to or choose to complete the PLE Tool, please maintain it for record retention. Best practice is to keep the completed PLE Tool on file for at least five to seven (5-7) years. If you are a pricing district, you will be asked to produce this information during an Administrative Review (AR).

Important Information for SY 2024-2025:

- ❑ **Any SFA with a positive or zero balance in its nonprofit school food service account as of June 30, 2023, is exempt from the PLE pricing requirements** found at 7 CFR 210.14(e) for school year (SY) 2024-25. SFAs will be required to opt-in for the exemption, as well as provide proof of a positive balance in their NSFSA.
- ❑ **SFAs that had a negative balance in the nonprofit school food service account as of June 30, 2023, must follow PLE requirements according to 7 CFR 210.14(e) when establishing their paid lunch prices for SY 24-25.**

PLE Requirements for SFA's

Submitting the PLE Exemption Form for SY 2023-2024

PLE Exemption Form SY2025 and Attestation of Positive Operating Balance 6/30/2023

Submit Exemption Form by 5/31/24

For SY 2024-2025, SFAs with a positive or zero balance in the nonprofit school food service account as of June 30, 2023, are exempt from PLE pricing requirements found at 7 CFR 210.14(e). Please complete and submit this form if the SFA does not plan to raise school meal prices for SY2025.

If you choose to apply for a PLE Exemption for SY 2024-2025, please note that the ALSDE will not send out separate approval letters to SFAs. The completed Microsoft Form will serve as the SFA's approval documentation.

Eligible SFAs must complete the “Paid Lunch Equity (PLE) Exemption Form” to opt-in for the PLE exemption for SY 2023-2024. **This form was due on May 31, 2024.** This was done through Microsoft Forms.

- SFAs Should retain a copy of the documentation of file.
- If the balance sheet has a negative balance as of June 30, 2023, the SFA does not qualify for an exemption and must follow PLE Pricing Requirements for SY 2024-2025.

USDA Yearly Target Price

How the Weighted Average Price Requirement is Calculated

<i>SCHOOL PROGRAMS</i> <i>MEAL, SNACK AND MILK PAYMENTS TO STATES AND SCHOOL FOOD AUTHORITIES</i> <i>Expressed in Dollars or Fractions Thereof</i> Effective from: July 1, 2023 - June 30, 2024							
NATIONAL SCHOOL LUNCH PROGRAM ¹		LESS THAN 60%	LESS THAN 60% + 8 cents ²	60% OR MORE	60% or MORE + 8 cents ²	MAXIMUM RATE	MAXIMUM RATE + 8 cents ²
CONTIGUOUS STATES	PAID	0.40	0.48	0.42	0.50	0.48	0.56
	REDUCED PRICE	3.85	3.93	3.87	3.95	4.02	4.10
	FREE	4.25	4.33	4.27	4.35	4.42	4.50

The annual PLE requirement or target price is based on **the difference between the reimbursement rate for free meals and the reimbursement rate for paid meals** for the previous school year. The information from the lowest reimbursement category (less than 60%) is utilized.

Example:

*Reimbursement for free meal (SY23-24) \$4.25

Reimbursement for paid meal (SY23-24) -\$ 0.40

SY23-24 Weighted Average Price \$3.85

*The paid price requirement changes annually dependent on the reimbursement rates for school meals set by the federal government each year.

USDA Yearly Target Price

How the Weighted Average Price Requirement is Calculated

Example:

*Reimbursement for free meal (SY23-24) \$4.25

Reimbursement for paid meal (SY23-24) -\$ 0.40

SY23-24 Weighted Average Price \$3.85

When the average paid lunch price is less than the weighted average price (target price), the SFA must take action by:

- Increasing the prices charged for paid lunch meals (max of \$0.10), or;
- Providing non-Federal funding sources to the non-profit school food service account.
- Increasing prices and contributing non-federal funds.

Non-Federal sources may include:

- Per-meal, non-federal reimbursement for any paid meal
- Any funds provided by organizations for any paid meal (Community Groups, PTO/PTA, etc.)
- Any proportion attributable to paid meals from direct payments made from school district funds to support lunch service (unpaid meal charges account)



SFA NAME: [TYPE SFA NAME HERE]

Paid Lunch Equity Tool for School Year 2024-2025 Instructions

The Paid Lunch Equity (PLE) Tool was created to help School Food Authorities (SFAs) calculate their new weighted average price requirement for the school year (SY) and determine what price increase is needed to meet the requirement. There are three methods for how SFAs can meet the requirement and the tool assists with making calculations based on the method chosen. This version of the PLE Tool only applies to SY 2024-2025 as a new version of the PLE Tool will be issued for SY 2025-26.

The SY 2024-25 PLE Tool consists of 8 tabs:

Tab 1: [Guidance](#)

Tab 2: [Instructions](#)

Tab 3: [SY 24-25 Requirement Calculator](#)

Tab 4: [SY 24-25 Price Raise Calculator](#)

Tab 5: [SY 24-25 Non-Federal Calculator](#)

Tab 6: [SY 24-25 Split Calculator](#)

Tab 7: [SY 24-25 Report](#)

Tab 8: [SY 10-11 Price Calculator](#)

SFAs will follow the specific instructions pertaining to the method they choose to meet the requirement and only use the calculator (tab) that corresponds to that method.

Reminders:

- The PLE Tool calculates the weighted average of all student paid lunch prices charged in the SFA.
- The maximum annual average price increase required will not exceed 10 cents. This may lead to some shortfall being carried over to the next school year as some SFAs will not be required to raise their weighted average price or contribute revenue from non-Federal sources to the nonprofit food service account due to this 10 cents cap.
- Depending on where the SFA is relative to the Weighted Average Price Requirement for SY 2024-25, a contribution less than 10 cents may be required.

Completing the PLE Tool

Steps and Information Needed to Complete the PLE Tool



BREAK for a PLATE
SCHOOLS

CHECKLIST











Data Needed


To complete the PLE Tool, SFAs will need to gather the following information:

- Current school year unrounded price requirement
- All paid student lunch prices for October of current school year for all schools
- Number of paid student lunches served associated with each paid student lunch price in October of current school year for all schools



SFAs may use the prices they last charged students as the basis for their SY 2024-2025 paid lunch price calculation, even if those prices were charged during a year the SFA was not required to comply with PLE requirements. For example, SFAs that received flexibility under the PLE waiver during SY 2023-2024 may use prices charged during SY 2023-2024 to determine their PLE requirement for SY 2024-2025.

SmartTips for PLE



Paid Lunch Equity Requirements & PLE Tool

- The best way to find information on the number of paid meal prices for October 2023 the SFA will review its site data claim for Program Year 2024, October 2023. The SFA will retrieve information for PAID meal LUNCH prices only.
- You can retrieve paid lunch meal pricing information from the Online Agreement. You would go to the Policy Checklist and go to Program Year 2024.
- **SFAs do not have to complete a PLE Tool for each school.** In the PLE Tool, the SFA will enter the combined paid meal prices for each paid lunch meal price for October 2023. The PLE Tool will automatically average these prices to calculate the average weighted meal price.

Completing the PLE Tool

Checking Paid Lunch Equity Requirements – SY 2023-24 Unrounded Price Requirement

- ❑ Download the **Paid Lunch Equity (PLE) Tool** for SY 2024-2025.
 - ❑ You may have to use the Zoom feature in the bottom right corner of the spreadsheet to enlarge the form.
 - ❑ Enter the SFA Name at the top of the form (Instructions tab).

- ❑ Locate the PLE Tool for the previous year and click on the “SY 2023-24 REPORT” tab on the spreadsheet.

SY 2023-24 Weighted Average Pricing Report

This report assists in tracking the pricing requirements and amounts carried forward for SY 2023-2024. Information on this report is used to determine the SY 2023-24 weighted average price requirements.

Please print and keep in records.

NOTE: If information is changed in the tool, the report contents will change.

Section 1: SY 2023-24 Weighted Average Paid Price Requirements

A. SY 2023-24 Weighted Average Price Requirement*:	\$3.19
*This price will be entered into the SY 2024-25 tool to determine the SY 2024-25 weighted average price requirements	
B. Optional Price ROUNDED DOWN to nearest \$0.05 cents:	\$3.15

Section 2: Amounts Carried Forward to SY 2024-25

For Step 1, you will need to enter the SY 2023-24 Unrounded Price Requirement in the box below (found on the Unrounded Requirement Finder tab).

SFA NAME: Channel City School District

SY 24-25 Weighted Average Price Requirement

Step 1

The weighted average price is based on adjusting the SY 2023-24 price requirement by the 2% rate increase

Unrounded Price Requirement for SY 2023-24	Weighted Average Price Requirement for SY 2024-25
Found in Section 1, Block A of the PLE Report from SY 2023-24 or in cell B30 of the Annual Unrounded Requirement Finder	Requirement to the nearest cent
\$ 3.19	\$ 3.52

Completing the PLE Tool

SFA will have to gather information from the Schedule A and Site Data form to complete the table.

Checking Paid Lunch Equity Requirements – No Unrounded Price

Annual Unrounded Requirement Finder

Only used when the Unrounded Price Requirement for SY 2023-24 or the most recent school year is not known.

Optional Step)

Weighted Average Price for SY 2010-11

Enter the weighted average price of all paid lunches charged in the SFA for SY 2010-11.

\$ 1.70

If the Weighted Average Price for SY 2010-2011 is not known, complete the SY 10-11 Price Calculator to obtain this value.

[SY 10-11 Price Calculator](#)

The Unrounded Price Requirement for SY 2023-2024 will be based on the price requirements for SY 2011-2012 to SY 2022-2023.

Previous School Years	Unrounded Price Requirement to the nearest cent
2011-2012	\$ 1.75
2012-2013	\$ 1.82
2013-2014	\$ 1.91
2014-2015	\$ 1.99
2015-2016	\$ 2.07
2016-2017	\$ 2.17
2017-2018	\$ 2.27
2018-2019	\$ 2.37
2019-2020	\$ 2.48
2020-2021	\$ 2.60
2021-2022	\$ 2.73
2022-2023	\$ 2.89
2023-2024	\$ 3.16

Enter this value into cell A7

SFA NAME: Channel City School District
(Optional Step)

SY 2010-11 Weighted Average Price Calculator

Enter the number of paid lunches sold in October 2010 with their associated prices.

	Number of Paid Lunches	Paid Lunch Price	Monthly Revenue	Weighted Average Price for SY 2010-11
1	1,000	\$ 1.70	\$ 1,700.00	
2			\$ -	
3			\$ -	
4			\$ -	
5			\$ -	
6			\$ -	
7			\$ -	
8			\$ -	
9			\$ -	
10			\$ -	
Total	1,000		\$ 1,700.00	\$ 1.70

[Annual Unrounded Requirement Finder](#)

- ❑ When you click on the link, it will take you to the “SY 2010-2011 Weighted Average Price Calculator”.
- ❑ You will need the following information to complete this table:
 - ❑ The number of paid lunches served for the month of October 2010.
 - ❑ The different lunch prices charged for each type of lunch meal served.

Completing the PLE Tool

Pricing Information for October 2010

❑ Log into your online application to collect data for October 2010.

1. Go to your Schedule A.
2. Change Program Year to 2011.
3. Record paid lunch meal prices for the Elementary, Middle, and High Schools.
4. You will need this information for the SY 2010-2011 Weighted Average Price Calculator.

Program Year: 2011 [July 2010 - June 2011] Change Program Year: 2011 Revision: 5 Approved

Meal Charge Info Site Meals Info Review Print

Schedule A: Meal Charge Information

Instructions: Complete the following meal charge information, Student Breakfast, Lunch and Snack Charges for Elementary, Middle and High Schools, for Reduced and Full price meals, as well as Employee, Contract and Other Meals. All fields on this form are in monetary values. Do not enter dollar signs (\$) or commas (.). Enter decimal places to specify cents.

Student Breakfast Charges

Type	Reduced Price (<= 0.30)	Full Price
1. Elementary	0.3000	1.0000
2. Middle	0.3000	1.0000
3. High	0.3000	1.0000

Student Lunch Charges

Type	Reduced Price (<= 0.40)	Full Price
4. Elementary	0.4000	1.5000
5. Middle	0.4000	1.7500
6. High	0.4000	1.7500

Other Meal Charges

Type	Breakfast	Lunch
7. Visitor - Child	1.0000	1.7500
8. Visitor - Adult	1.5000	2.7500
9. Employee	1.5000	2.5000

Completing the PLE Tool

School Lunch Meals Data for October 2010

❑ Log into your online application to collect data for October 2010.

1. Go to Site Data Claim.
2. Go to Program Year 2011.
3. Go to October 2010.
4. Collect number of paid meals for **each type of school site**.
 - Be sure to record type of school and number of paid student lunch meals.
5. You will need this information for the SY 2010-2011 Weighted Average Price Calculator.

NSLP: Meals Served for October 2010.

Breakfast (RE) [Severe Need]			Lunch (RE)			Snack (AE)		
Free	Reduced	Paid	Free	Reduced	Paid	Free	Reduced	Paid
997	189	132	2286	440	414	672	0	0
Total Breakfast		1318	Total Lunch		3140	Total Snack		672
Bkfst Days srvd 5 days/week		19	Lunch Days srvd 5 days/week		19	Snack Days srvd 5 days/week		19
Cannot exceed 19 days			Cannot exceed 19 days			Cannot exceed 19 days		
Avg Monthly Bkfst Plate Cost		0.00	Avg Monthly Lunch Plate Cost		0.00	Avg Monthly Snack Plate Cost		0.00
						Potential Net Cash		0.00
\$2,064.98			\$7,409.16			\$497.28		
Estimated Earnings:						\$9,971.42		
Attendance Factor		97%	<input type="checkbox"/> Free Absences	0	<input type="checkbox"/> Reduced Absences	0	<input type="checkbox"/> Paid Absences	0

Completing the PLE Tool

SFA will have to gather information from the Schedule A and Site Data form to complete the table.

Checking Paid Lunch Equity Requirements – No Unrounded Price Requirement

SFA NAME:	Channel City Schools
-----------	----------------------

SY 2010-2011 Weighted Average Price Calculator

Enter current prices and number of lunches sold at each price using October 2010 data.

	Monthly # of Paid Lunches	Paid Lunch Price	Monthly Revenue	SY 2010-11 Weighted Average Price
1.	1,200	\$ 1.50	\$ 1,800.00	
2.	5,000	\$ 1.75	\$ 8,750.00	
3.			\$ -	
4.			\$ -	
5.			\$ -	
6.			\$ -	
7.			\$ -	
8.			\$ -	
9.			\$ -	
10.			\$ -	
TOTAL	6,200		\$ 10,550.00	\$ 1.70

❑ When you click on the link, it will take you to the “SY 2010-2011 Weighted Average Price Calculator”.

❑ You will need the following information to complete this table:

- ❑ The number of paid lunches served for the month of October 2010.
- ❑ The different lunch prices charged for each type of lunch meal served.

1.70 is the SY2010-2011 weighted average price

Rounded
Weighted Avg
Price \$ 1.70

Enter this price in the Unrounded Requirement Finder tab

[Click to go back to Unrounded Requirement Finder](#)

[Go to instructions](#)

Note: This tool is designed to allow the user to only enter the number of paid lunches and the related prices. If any other parts of the tool are modified, the user runs the risk of calculating an incorrect new average price. Users should not modify the tool's current functionality.

February 2022

Annual Unrounded Requirement Finder

Only used when the Unrounded Price Requirement for SY 2023-24 or the most recent school year is required.

(Optional Step)

Weighted Average Price for SY 2010-11

Enter the weighted average price of all paid lunches charged in the SFA for SY 2010-11.

\$ 1.70

If the Weighted Average Price for SY 2010-2011 is not known, complete the SY 10-11 Price Calculator to obtain this value.

[SY 10-11 Price Calculator](#)

The Unrounded Price Requirement for SY 2023-2024 will be based on the price requirements for SY 2011-2012 to SY 2022-2023.

Previous School Years	Unrounded Price Requirement to the nearest cent
2011-2012	\$ 1.75
2012-2013	\$ 1.82
2013-2014	\$ 1.91
2014-2015	\$ 1.99
2015-2016	\$ 2.07
2016-2017	\$ 2.17
2017-2018	\$ 2.27
2018-2019	\$ 2.37
2019-2020	\$ 2.48
2020-2021	\$ 2.60
2021-2022	\$ 2.73
2022-2023	\$ 2.89
2023-2024	\$ 3.16

Select the calculator based on the method chosen to meet the Weighted Average Price Requirement for SY 2024-25:

Completing the PLE Tool

Checking Paid Lunch Equity Requirements – No Unrounded Price Requirement

- Return to the “Unrounded Requirement Finder” tab and enter the calculated SY 2010-2011 weighted average price. When you enter this price in the form, it will automatically calculate the unrounded price requirement
- You will need the 2023-2024 weighted average price to complete your PLE Tool for SY 2024-2025.

The Annual Unrounded Requirement Finder is only used when the 2023-2024 or most recent school year unrounded price is not known

Annual Unrounded Requirement Finder
Only used when the Unrounded Price Requirement for SY 2023-24 or the most recent

(Optional Step)
Weighted Average Price for SY 2010-11
Enter the weighted average price of all paid lunches charged in the SFA for SY 2010-11
\$ **1.70**

If the Weighted Average Price for SY 2010-2011 is not known, complete the SY 10-11 Price Calculator to obtain this
[SY 10-11 Price Calculator](#)

The Unrounded Price Requirement for SY 2023-24 will be based on the price requirements for SY 2011-2012 to S

Previous School Years	Unrounded Price Requirement to the nearest cent
2011-2012	\$ 1.75
2012-2013	\$ 1.82
2013-2014	\$ 1.91
2014-2015	\$ 1.99
2015-2016	\$ 2.07
2016-2017	\$ 2.17
2017-2018	\$ 2.27
2018-2019	\$ 2.37
2019-2020	\$ 2.48
2020-2021	\$ 2.60
2021-2022	\$ 2.73
2022-2023	\$ 2.89
2023-2024	\$ 3.16

Select the calculator based on the method chosen to meet the Weighted Average Price Requirement for SY 2024-25:

SFA NAME: Channel City School District

SY 24-25 Weighted Average Price Requirement Calculator

Step 1
The weighted average price is based on adjusting the SY 2023-24 price requirement by the 2% rate increase plus the Consumer Price Index (8.27%).

Unrounded Price Requirement for SY 2023-24	Weighted Average Price Requirement for SY 2024-25
Found in Section 1, Block A of the PLE Report from SY 2023-24 or in cell B30 of the Annual Unrounded Requirement Finder	Requirement to the nearest cent
\$ 3.16	\$ 3.48

If the Unrounded Price Requirement for SY 2023-24 is not known, the Unrounded Price Requirement from the most recent school year can be used.

Select the calculator based on the method chosen to meet the Weighted Average Price Requirement for SY 2024-25:

- Method 1:** [SY 24-25 Price Raise Calculator](#)
- Method 2:** [SY 24-25 Non-Federal Calculator](#)
- Method 3:** [SY 24-25 Split Calculator](#)

Completing the PLE Tool

Checking Paid Lunch Equity Requirements

SFA will have to gather information from the Schedule A and Site Data form to complete the table.

Use the Pricing Estimation Calculator to achieve the required new weighted average price.

Select the calculator based on the method chosen to meet the Weighted Average Price Requirement for SY 2024-25:

- Method 1: [SY 24-25 Price Raise Calculator](#)
- Method 2: [SY 24-25 Split Calculator](#)
- Method 3: [SY 24-25 Split Calculator](#)

- Click on the link to go to the “SY 2024-25 Price Raise Calculator” tab.
- You will need the following information to complete this table:
 - The number of paid lunches served for the month of October 2023 (Program Year 2024).
 - The different lunch prices charged for each type of lunch meal served.

The prices are based on adjusting SY 2023-24 price requirement by the 2% rate increase plus the Consumer Price Index (8.27%).

SY 2024-25 Weighted Average Price Requirement	
Requirement to the nearest cent	Requirement ROUNDED DOWN to the nearest 5 cents
\$ 3.52	\$ 3.50

SY 2024-25 Price Raise Calculator

Step 1

If the SY 2023-24 Weighted Average Price is equal to or above the target price of \$3.85 then the SFA is compliant for SY 2024-25.

SY 2023-24 Weighted Average Price Calculator				
Enter the paid prices and number of paid lunches sold at each price for October 2023.				
	Number of Paid Lunches	Paid Lunch Prices	Monthly Revenue	Weighted Average Price for SY 2023-24
1	1,200	\$ 2.85	\$ 3,420.00	
2	3,500	\$ 3.10	\$ 10,850.00	
3			\$ -	
4			\$ -	
5			\$ -	
6			\$ -	
7			\$ -	
8			\$ -	
9			\$ -	
10			\$ -	
Total	4,700		\$ 14,270.00	\$ 3.04

Step 2

Shortfall or Credit
Enter any shortfall or credit carried forward from SY 2023-24
\$ 0.11

Overview of the Calculations

Total Price Increase for SY 2024-25	
\$	0.35
Required Weighted Average Price for SY 2024-25 (Increase with the 10 cents cap)	
\$	3.14
Remaining Shortfall Carried Forward to SY 2025-26	
\$	0.25
Remaining Credit Carried Forward to SY 2025-26	
\$	-

Completing the PLE Tool

Pricing Estimation Calculator

- ❑ Scroll down to the “Pricing Estimation Calculator” on the SY 24-25 Price Raise Calculator tab to manipulate lunch prices to achieve the required new weighted average price.
- ❑ Copy the meal counts and pricing information from the SY 2023-24 Weighted Average Price Calculator.
- ❑ Once you enter this information, you will be able to manipulate your prices until you achieve the required price.

SY 2024-25 Weighted Average Price Requirement	
Requirement to the nearest cent	Requirement ROUNDED DOWN to the nearest 5 cents
\$ 3.52	\$ 3.50

Pricing Estimation Calculator
Below is a tool allowing users to manipulate prices to achieve the required weighted average price for SY 2024-25.

	Number of Paid Lunches	Paid Lunch Prices	Monthly Revenue	Weighted Average Price for SY 2024-25
1	1,200	\$ 3.15	\$ 3,780.00	
2	3,500	\$ 3.20	\$ 11,200.00	
3			\$ -	
4			\$ -	
5			\$ -	
6			\$ -	
7			\$ -	
8			\$ -	
9			\$ -	
10			\$ -	
Total	4,700		\$ 14,980.00	\$ 3.19

Weighted average price for SY 2024-2025 must be Greater than or equal to Required Weighted Average Price for SY 2024-25

Step 1
If the SY 2023-24 Weighted Average Price is equal to or above the target price of \$3.85 then the SFA is compliant for SY 2024-25.

SY 2023-24 Weighted Average Price Calculator				
Enter the paid prices and number of paid lunches sold at each price for October 2023.				
	Number of Paid Lunches	Paid Lunch Prices	Monthly Revenue	Weighted Average Price for SY 2023-24
1	1,200	\$ 2.85	\$ 3,420.00	
2	3,500	\$ 3.10	\$ 10,850.00	
3			\$ -	
4			\$ -	
5			\$ -	
6			\$ -	
7			\$ -	
8			\$ -	
9			\$ -	
10			\$ -	
Total	4,700		\$ 14,270.00	

Overview of the Calculations

Total Price Increase for SY 2024-25	
\$	0.35
Required Weighted Average Price for SY 2024-25 (Increase with the 10 cents cap)	
\$	3.14
Remaining Shortfall Carried Forward to SY 2025-26	
\$	0.25
Remaining Credit Carried Forward to SY 2025-26	
	-

*If your current WAP was greater than the required amount, this box would tell you how much you can carryover toward a future increase.

Completing the PLE Tool

Using the Non-Federal Contribution Calculator – Lunch Prices Are Not Increased

- ☐ Enter the SY 2023-24 Unrounded Price Requirement in the box below (found on the SY 24-25 Requirement Calculator Tab).
- ☐ If the current weighted average paid price is not known, use the SY 2023-2024 Weighted Average Price Calculator on the SY 24-25 Non-Federal Calculator.
- ☐ You will need the following information to complete this table:
 - ☐ The number of paid lunches served for the month of October 2023.
 - ☐ The different lunch prices charged for each type of lunch meal served.

SFA NAME: Channel City School District

SY 24-25 Weighted Average Price Requirement Calculator

Step 1
The weighted average price is based on adjusting the SY 2023-24 price requirement by the 2% rate increase plus the Consumer Price Index (8.27%).

Unrounded Price Requirement for SY 2023-24	Weighted Average Price Requirement for SY 2024-25
Found in Section 1, Block A of the PLE Report from SY 2023-24 or in cell B30 of the Annual Unrounded Requirement Finder	Requirement to the nearest cent
\$ 3.19	\$ 3.52

If the Unrounded Price Requirement for SY 2023-24 is not known, the Unrounded Price Requirement from the most recent school year can be used.

SY 2024-25 Weighted Average Price Requirement	
Requirement to the nearest cent	Requirement ROUNDED DOWN to the nearest 5 cents
\$ 3.52	\$ 3.50

SFA will have to gather information from the Schedule A and Site Data form to complete the table.

Number of Paid Lunches	Paid Lunch Price	Monthly Revenue	Weighted Average Price for SY 2023-24
1,200	\$ 2.85	\$ 3,420.00	
3,500	\$ 3.10	\$ 10,850.00	
		\$ -	
		\$ -	
		\$ -	
		\$ -	
		\$ -	
		\$ -	
		\$ -	
		\$ -	
4,700		\$ 14,270.00	\$ 3.04

Step 1

Weighted Average Price for SY 23-24

Enter the current weighted average paid lunch price.

\$ 3.04

Completing the PLE Tool

Using the Non-Federal Contribution Calculator – Lunch Prices Are Not Increased

Non-Federal Source Contribution Calculator for SY 2023-24		
Enter the total paid lunch count (for all prices). ** Annual Non-Federal Source funds for SY 2023-24 are estimated based on the ACTUAL lunch count entered below.		
Enter annual # of Paid Lunches for SY 2021-22**	TOTAL Price Increase for SY 2023-24	TOTAL SY 2023-24 Annual Non-Federal Source Contribution
28,167	\$ 0.21	\$ 5,915.07
Note: Total price increase for SY 2023-24 is based on the difference between the weighted average price entered above and SY 2023-24 rounded DOWN requirement.		

Choose Program Year	2022
Choose Month	
Choose Report	Sponsor Total Meal Count Summary for Program Year
View Report	

Sponsor Total Meal Count Summary for Program Year (From Latest Approved Site Data Sheets)

As of 5/17/2022 3:09:50 PM

- ❑ To calculate Total Paid Lunch Meals Claimed, gather the following information:

1. Log into the CNP Online Application.
2. Click on the NSLP tab.
3. Click on Reports.
4. Click on Site Data Summary.
5. Change year to the most recently completed program year first.
6. Leave Month blank.
7. Choose Sponsor Total Meal Count summary for Program Year. Click on View Report.

Month No	Program Month	SafetyNet	Brk Free	Brk Red	Brk Pd	SN Brk Free	SN Brk Red	SN Brk Pd	Lunch Free	Lunch Red	Lunch Pd	Nr Snk Free	N-Ar Snk Free	N-Ar Snk Red	N-Ar Snk Pd	SSO Brk Free	SSO Brk Pd	SSO SN Brk Free	SSO SN Brk Pd	SSO Lunch Free
379	July, 2021	SafetyNet	0	0	0	0	0	0	0	0	0	0	0	0	0	0	0	1047	0	1451
380	August, 2021	SafetyNet	0	0	0	56247	0	1985	101184	0	3132	1941	0	0	0	0	0	0	0	0
381	September, 2021	SafetyNet	0	0	0	69428	0	2375	123781	0	3803	3229	0	0	0	0	0	0	0	0
382	October, 2021	SafetyNet	0	0	0	55816	0	1856	100155	0	3113	3225	0	0	0	0	0	0	0	0
383	November, 2021	SafetyNet	0	0	0	54728	0	1707	102301	0	3152	3696	0	0	0	0	0	0	0	0
384	December, 2021	SafetyNet	0	0	0	39499	0	1225	75693	0	2395	2291	0	0	0	0	0	0	0	0
385	January, 2022	SafetyNet	0	0	0	37268	0	1146	69952	0	2207	1843	0	0	0	0	0	0	0	0
386	February, 2022	SafetyNet	0	0	0	61179	0	1846	119117	0	3679	3598	0	0	0	0	0	0	0	0
387	March, 2022	SafetyNet	0	0	0	60288	0	1838	114122	0	3505	3620	0	0	0	0	0	0	0	0
388	April, 2022	SafetyNet	0	0	0	56881	0	1681	105051	0	3181	2424	0	0	0	0	0	0	0	0
389	May, 2022		0	0	0	0	0	0	0	0	0	0	0	0	0	0	0	0	0	0
390	June, 2022		0	0	0	0	0	0	0	0	0	0	0	0	0	0	0	0	0	0
			0	0	0	491334	0	15659	911356	0	28167	25867	0	0	0	0	0	1047	0	1451

Completing the PLE Tool

Using the Non-Federal Contribution Calculator – Lunch Prices Are Not Increased

❑ Enter credit or remaining Non-Federal Source Contribution from SY 23-24 PLE Report.

1. If the box under “Annual Non-Federal Source Contribution Requirement for SY 2024-25” is blank, this means that no additional funds are needed to satisfy PLE requirements.
2. The “SY 2024-25 Annual Non-Federal Source Contribution (with \$0.10 cap)” box is the actual required amount needed to satisfy PLE requirements for SY 2024-25.
 - a. Any amount that exceeds this amount will be carried forward to SY 2025-26.
 - b. This will cause a reduction in Non-Federal Source Contributions required for the next school year.

Step 2

Non-Federal Source Contribution Calculator for SY 2024-25		
Enter the total paid lunch count (for all prices).		
Annual Number of Paid Lunches for SY 2022-23	Total Price Increase for SY 2024-25	Total Revenue from Non-Federal Sources for SY 2024-25
28,167	\$ 0.46	\$ 12,956.82

Step 3

Shortfall or Credit	
Enter any shortfall or credit being carried forward from SY 2023-24	Amount of Revenue from Non-Federal Sources for SY 2024-25 (adjusted with any shortfall or credit being carried over)
\$ 3,098.37	\$ 9,858.45

Overview of Calculations	
Required Price Increase for SY 2024-25 (with the 10 cents cap)	
\$	0.10
Required Amount of Revenue from non-Federal Sources for SY 2024-25 (with the 10 cents cap)	
\$	2,816.70
Remaining Shortfall Carried Forward to SY 2025-26	
\$	7,041.75
Remaining Credit Carried Forward to SY 2025-26	
\$	-

If there was a credit or remaining Non-Federal Source Contribution from the SY 22-23 PLE Report, you would enter it in the green box.

A credit or remaining contribution could reduce the total amount of Non-Federal Funds required.

Completing the PLE Tool

Using the Split Calculator – Lunch Prices Increased/Contribution of Non-Federal Funds

- ☐ Enter the paid prices and number of lunches sold at each price for October 2023

SFA will have to gather information from the Schedule A and Site Data form to complete the table.

Step 1

If the SY 2023-24 Weighted Average Price is equal to or above the target price of \$3.85 then the SFA is compliant for SY 2024-25.

SY 2023-24 Weighted Average Price Calculator				
Enter the paid prices and number of paid lunches sold at each price for October 2023.				
	Number of Paid Lunches	Paid Lunch Price	Monthly Revenue	Weighted Average Price for SY 2023-24
1	1,200	\$ 2.85	\$ 3,420.00	
2	3,500	\$3.10	\$ 10,850.00	
3			\$ -	
4			\$ -	
5			\$ -	
6			\$ -	
7			\$ -	
8			\$ -	
9			\$ -	
10			\$ -	
Total	4,700		\$ 14,270.00	\$ 3.04
Total Price Increase for SY 2024-25				
\$ 0.46				
Required Weighted Average Price for SY 2024-25 (Increase with the 10 cents cap)				
\$ 3.14				

Completing the PLE Tool


Using the Non-Federal Contribution Calculator – Lunch Prices Are Not Increased

Step 2

Weighted Average Price for SY 2024-25

Enter the weighted average price that will be used to split the requirement.

\$ 3.22



The price entered will affect the “Total remaining required Price Increase” as well as the “TOTAL SY 2024-25 Annual Non-Federal Source Contribution.”

Enter the price that you would like to charge for SY 2024-25 to assist in meeting the PLE Requirements.

and

Enter the total number of paid lunches for SY 2022-23.


Step 3

Non-Federal Source Contribution Calculator for SY 2024-25

Enter the total paid lunch count (for all prices).

Annual Number of Paid Lunches for SY 2022-23	Total Price Increase for SY 2024-25	Total Revenue from Non-Federal Sources for SY 2024-25
28,167	\$ 0.28	\$ 7,886.76

- ☐ The closer your new price increase is to the required price for SY 2023-24, the lower your Annual Non-Federal Source Contribution will be.



Completing the PLE Tool

Using the Split Calculator – Lunch Prices Increased/Contribution of Non-Federal Funds

Step 2		Step 3		
Weighted Average Price for SY 2024-25		Non-Federal Source Contribution Calculator for SY 2024-25		
Enter the weighted average price that will be used to split the requirement.		Enter the total paid lunch count (for all prices).		
Annual Number of Paid Lunches for SY 2022-23	Total Price Increase for SY 2024-25	Total Revenue from Non-Federal Sources for SY 2024-25		
28,167	\$ 0.20	5,633.40		

Step 2		Step 3		
Weighted Average Price for SY 2024-25		Non-Federal Source Contribution Calculator for SY 2024-25		
Enter the weighted average price that will be used to split the requirement.		Enter the total paid lunch count (for all prices).		
Annual Number of Paid Lunches for SY 2022-23	Total Price Increase for SY 2024-25	Total Revenue from Non-Federal Sources for SY 2024-25		
28,167	\$ 0.25	7,041.75		

Step 2		Step 3		
Weighted Average Price for SY 2024-25		Non-Federal Source Contribution Calculator for SY 2024-25		
Enter the weighted average price that will be used to split the requirement.		Enter the total paid lunch count (for all prices).		
Annual Number of Paid Lunches for SY 2022-23	Total Price Increase for SY 2024-25	Total Revenue from Non-Federal Sources for SY 2024-25		
28,167	\$ 0.30	8,450.10		

Step 2		Step 3		
Weighted Average Price for SY 2024-25		Non-Federal Source Contribution Calculator for SY 2024-25		
Enter the weighted average price that will be used to split the requirement.		Enter the total paid lunch count (for all prices).		
Annual Number of Paid Lunches for SY 2022-23	Total Price Increase for SY 2024-25	Total Revenue from Non-Federal Sources for SY 2024-25		
28,167	\$ 0.35	9,858.45		

COMPARISONS

SFA NAME: [TYPE SFA NAME HERE]

Paid Lunch Equity Report for SY 2024-2025

This report provides a summary of what calculations were conducted for SY 2024-25. It details the weighted average paid price requirement, the method SFAs chose to meet the requirement and any shortfall or credit that will need to be carried forward to the next school year. When changes are made in the tool itself, the contents of this report will change accordingly. This report will be helpful to have when completing next year's PLE tool so it is recommended that SFAs print and keep this report in their records.

Section 1: SY 2024-25 Weighted Average Paid Price Requirements

A. Requirement to the nearest cent: This unrounded price will be entered into the SY 2025-26 tool to determine the SY 2025-26 weighted average price requirements	\$3.48
B. Requirement ROUNDED DOWN to the nearest 5 cents:	\$3.45

Section 2: Amounts Carried Forward to SY 2025-26

Select the method used to meet the requirement for SY 2024-25

Completing
the Paid
Lunch Equity
(PLE) Tool

Completing the
SY 2024-25 Report



SY 2024-25 Report & Schedule A Revisions

What are the last steps needed to complete the PLE Tool?

For this year, the PLE Tool is not required if an SFA have a positive or zero balance as of June 30, 2023.

Once the SFA has entered all of the necessary information for its chosen PLE Requirement method, the SFA must complete the SY 2023-24 Report tab.

- The SFA must select the SY 2023-24 method used to ensure sufficient funds are provided for PAID Lunches.
 - Increase SY 2024-25 weighted average price
 - Contribute Non-Federal Sources for SY 2024-25
 - Both (Split Calculator)
 - At or above equity
 - Exemption granted
- Remember, if you already charging \$3.85 per paid lunch meal, you are compliant.
- SFAs can increase their average paid meal prices by more than the maximum required amount.

SFA NAME: Channel City School District

Paid Lunch Equity Report for SY 2024-2025

This report provides a summary of what calculations were conducted for SY 2024-25. It details the weighted average paid price requirement, the method SFAs chose to meet the requirement and any shortfall or credit that will need to be carried forward to the next school year. When changes are made in the tool itself, the contents of this report will change accordingly. This report will be helpful to have when completing next year's PLE tool so it is recommended that SFAs print and keep this report in their records.

Section 1: SY 2024-25 Weighted Average Paid Price Requirements

A. Requirement to the nearest cent: This unrounded price will be entered into the SY 2025-26 tool to determine the SY 2025-26 weighted average price requirements	\$3.52
B. Requirement ROUNDED DOWN to the nearest 5 cents:	\$3.50

Section 2: Amounts Carried Forward to SY 2025-26

Select the method used to meet the requirement for SY 2024-25
Method 1: Raise the Weighted Average Price of Paid Lunches

Average Weighted Price Adjustments

A. Remaining Shortfall Carried Forward to SY 2025-26:	\$0.25
B. Remaining Credit Carried Forward to SY 2025-26:	\$0.00
C. Weighted Average Price for SY 2024-25:	\$3.22



This is the report required if the SFA decided to increase the average weighted prices for SY 2024-2025.

SFA must enter the new average weighted price for SY 2024-2025. (Required price increase with \$0.10 cap.)



SY 2024-25 Report & Schedule A Revisions

What are the last steps needed to complete the PLE Tool?

SFA NAME: Channel City School District

Paid Lunch Equity Report for SY 2024-2025

This report provides a summary of what calculations were conducted for SY 2024-25. It details the weighted average paid price requirement, the method SFAs chose to meet the requirement and any shortfall or credit that will need to be carried forward to the next school year. When changes are made in the tool itself, the contents of this report will change accordingly. This report will be helpful to have when completing next year's PLE tool so it is recommended that SFAs print and keep this report in their records.

Section 1: SY 2024-25 Weighted Average Paid Price Requirements

A. Requirement to the nearest cent: This unrounded price will be entered into the SY 2025-26 tool to determine the SY 2025-26 weighted average price requirements	\$3.52
B. Requirement ROUNDED DOWN to the nearest 5 cents:	\$3.50

Section 2: Amounts Carried Forward to SY 2025-26

Select the method used to meet the requirement for SY 2024-25
Method 2: Contribute Revenue from non-Federal Sources to the Nonprofit Food Service Account

Non-Federal Source Contributions

D. Remaining Shortfall Carried Forward to SY 2025-26:	\$7,041.75
E. Remaining Credit Carried Forward to SY 2025-26:	\$0.00
F. Amount of Revenue from non-Federal Sources for SY 2024-25:	\$9,858.45
G. Non-Federal Revenue Sources:	
H. General Fund Transfer:	

This is the report required if the SFA decided to contribute Non-Federal sources for SY 2023-2024.

SFA must enter the amount of Non-Federal Source contributions for SY 2023-24. (SY 2023-24 Annual Non-Federal Source Contribution with \$0.10 cap.)

SFA NAME: Channel City School District

Paid Lunch Equity Report for SY 2024-2025

This report provides a summary of what calculations were conducted for SY 2024-25. It details the weighted average paid price requirement, the method SFAs chose to meet the requirement and any shortfall or credit that will need to be carried forward to the next school year. When changes are made in the tool itself, the contents of this report will change accordingly. This report will be helpful to have when completing next year's PLE tool so it is recommended that SFAs print and keep this report in their records.

Section 1: SY 2024-25 Weighted Average Paid Price Requirements

A. Requirement to the nearest cent: This unrounded price will be entered into the SY 2025-26 tool to determine the SY 2025-26 weighted average price requirements	\$3.52
B. Requirement ROUNDED DOWN to the nearest 5 cents:	\$3.50

Section 2: Amounts Carried Forward to SY 2025-26

Select the method used to meet the requirement for SY 2024-25
Method 3: Split the Requirement by Raising the Weighted Average Price of Paid Lunches and Contributing Revenue from non-Federal Sources to the Nonprofit Food Service Account

Split Calculations

I. Remaining Shortfall Carried Forward to SY 2025-26:	\$7,041.75
J. Remaining Credit Carried Forward to SY 2025-26:	\$0.00
K. Weighted Average Price for SY 2024-25:	\$3.22
L. Amount of Revenue from non-Federal Sources for SY 2024-25:	\$9,858.45

This is the report required if the SFA decided to use the Split Calculator (increase prices and contribute Non-Federal sources).

SFA must enter the amount of Non-Federal Source Contributions and new weighted average price.

SY 2024-25 Report & Schedule A Revisions

Creating a Schedule A Revision to Revise Meal Prices

All Schedule A Revisions pertaining to PLE must be completed by **August 1, 2024**.

Reason for Revision:

Revision Effective Start Date: 

[Click Here to Create a Revision](#)

Schedule A: Meal Charge Information		
Instructions: Complete the following meal charge information, Student Breakfast, Lunch and Snack Charges for Elementary, Middle and High Schools, for Reduced and Full price meals, as well as Employee, Contract and Other Meals. All fields on this form are in monetary values. Do not enter dollar signs (\$) or commas (.). Enter decimal places to specify cents.		
Student Breakfast Charges		
Type	Reduced Price (<= 0.30)	Full Price
1. Elementary	<input type="text" value="0.3000"/>	<input type="text" value="1.5000"/>
2. Middle	<input type="text" value="0.3000"/>	<input type="text" value="1.5000"/>
3. High	<input type="text" value="0.3000"/>	<input type="text" value="1.5000"/>
Student Lunch Charges		
Type	Reduced Price (<= 0.40)	Full Price
4. Elementary	<input type="text" value="0.4000"/>	<input type="text" value="2.5000"/>
5. Middle	<input type="text" value="0.4000"/>	<input type="text" value="2.7500"/>
6. High	<input type="text" value="0.4000"/>	<input type="text" value="2.7500"/>
Other Meal Charges		
Type	Breakfast	Lunch
7. Visitor - Child	<input type="text" value="2.7500"/>	<input type="text" value="4.5000"/>
8. Visitor - Adult	<input type="text" value="2.7500"/>	<input type="text" value="4.5000"/>
9. Employee	<input type="text" value="2.2500"/>	<input type="text" value="3.5000"/>

☐ Once the SFA has completed the PLE Tool for SY 2024-2025, the SFA must determine if a Schedule A Revision is needed.

☐ If the method chosen for the PLE Requirement results in the SFA needing to increase prices, you will follow the following steps to revise meal prices:

- Log into the Online Application.
- Click on the NSLP tab.
- Click on Forms.
- Click on Schedule A form.
- Enter a “Reason for Revision” (Revising Meal Prices for SY24-25 based on the PLE Tool).
- Enter the “Revision Effective Start Date” (07/01/2024).
- Revise your meal prices.
- Click on “Save”.
- Go to the “Submit Apps” page and submit the Schedule A Revision.
- Changes must be approved by ALSDE.



Nonprogram Meals

- Teachers, parents, children, administrators, custodians, other adults, and other visitors that are not enrolled in your school district.
- Nonprogram meals must be priced so that the payment in combination with any per-lunch revenues is sufficient to cover the overall cost of the nonprogram lunch meal. The value of any USDA entitlement and bonus donated foods used to prepare the meal should be included in the pricing of nonprogram meals.

Calculating Nonprogram Meal Prices

Pricing vs. Non-Pricing – Lunch Meals

SFAs must ensure that all Nonprogram Lunch Meals are priced according to Federal Regulations.

❑ For Pricing SFAs:

- ❑ The minimum nonprogram payment should reflect the price charged to Students paying the school's designated full price, plus the current value of Federal cash (paid reimbursement for students) and donated food assistance (entitlement and bonus) for full price meals.

Paid Student Lunch Price
+ Paid Student USDA Reimbursement Rate
+ Value of USDA Donated Foods
= Minimum Price for Adult Lunch

\$3.25 + \$0.47 (>60% + 8 cents) + \$0.30 = \$4.02

The best practice is to round this value up to \$4.25.

The calculation for nonprogram meal prices is done on an annual basis. It is typically done before the start of the school year, when the SFA is submitting their annual online agreement to ALSDE.

❑ For Non-Pricing SFAs:

- ❑ The nonprogram charge should be at least the amount of reimbursement received for a free lunch under Section 4 and 11 of the National School Lunch Act, plus the per-meal value of both entitlement and bonus donated foods, or for breakfasts, the rate established for free meals under Section 4 of the Child Nutrition Act, plus the value of bonus commodities.

Free Student USDA Reimbursement Rate
+ Value of USDA Donated Foods
= Minimum Price for Adult Lunch

\$4.25 (>60% + 8 cents) + \$0.30 = \$4.55

The best practice is to round this value up to \$4.75.

Calculating Nonprogram Meal Prices

Pricing vs. Non-Pricing – Breakfast Meals

SFAs must ensure that all Nonprogram Breakfast Meals are priced according to Federal Regulations.

The calculation for nonprogram meal prices is done on an annual basis. It is typically done before the start of the school year, when the SFA is submitting their annual online agreement to ALSDE.

❑ For Pricing SFAs:

- ❑ The minimum nonprogram payment should reflect the price charged to Students paying the school's designated full price, plus the current value of Federal cash (paid reimbursement for students) and donated food assistance (entitlement and bonus) for full price meals.

$$\begin{aligned}
 &\text{Paid Student Breakfast Price} \\
 &+ \text{Paid Student USDA Reimbursement Rate} \\
 &+ \text{Value of USDA Donated Foods} \\
 &= \text{Minimum Price for Adult Lunch}
 \end{aligned}$$

$$\$2.00 + \$0.35 \text{ (Severe Need)} + \$0.30 = \$2.65$$

The best practice is to round this value up to \$2.75.

❑ For Non-Pricing SFAs:

- ❑ The nonprogram charge should be at least the amount of reimbursement received for a free breakfast under Section 4 and 11 of the National School Lunch Act, plus the per-meal value of both entitlement and bonus donated foods, or for breakfasts, the rate established for free meals under Section 4 of the Child Nutrition Act, plus the value of bonus commodities.

$$\begin{aligned}
 &\text{Free Student USDA Reimbursement Rate} \\
 &+ \text{Value of USDA Donated Foods} \\
 &= \text{Minimum Price for Adult Lunch}
 \end{aligned}$$

$$\$2.73 \text{ (Severe Need)} + \$0.30 = \$3.03$$

The best practice is to round this value up to \$3.25.



CNP Reminders

- If the PLE Tool results in an increase in Paid Student Lunch Meal Prices, the SFA must also revise Nonprogram Meal Prices according to the Federal Guidelines.
- The new prices must be included under Schedule A – Meal Charge Info before the SFA submits the Online Application for the new year or the SFA must submit a Schedule A Revision.
 - Please allow enough time for your district's board approval process, if applicable.
- Make sure to update your POS system to reflect the new Nonprogram Meal Prices (if prices were adjusted).

USDA Non-Discrimination Statement

In accordance with federal civil rights law and U.S. Department of Agriculture (USDA) civil rights regulations and policies, this institution is prohibited from discriminating on the basis of race, color, national origin, sex (including gender identity and sexual orientation*), disability, age, or reprisal or retaliation for prior civil rights activity.

Program information may be made available in languages other than English. Persons with disabilities who require alternative means of communication to obtain program information (e.g., Braille, large print, audiotope, American Sign Language), should contact the responsible state or local agency that administers the program or USDA's TARGET Center at (202) 720-2600 (voice and TTY) or contact USDA through the Federal Relay Service at (800) 877-8339.

To file a program discrimination complaint, a Complainant should complete a Form AD-3027, USDA Program Discrimination Complaint Form which can be obtained online at: [USDA Program Discrimination Complaint Form](#) from any USDA office, by calling (866) 632-9992, or by writing a letter addressed to USDA. The letter must contain the complainant's name, address, telephone number, and a written description of the alleged discriminatory action in sufficient detail to inform the Assistant Secretary for Civil Rights (ASCR) about the nature and date of an alleged civil rights violation. The completed AD-3027 form or letter must be submitted to USDA by: (1) mail: U.S. Department of Agriculture, Office of the Assistant Secretary for Civil Rights, 1400 Independence Avenue, SW, Washington, D.C. 20250-9410; (2) fax: (202) 690-7442; or (3) email: program.intake@usda.gov.

This institution is an equal opportunity provider.

*The enclosed "non-discrimination" language herein was added pursuant to the May 5, 2022, USDA memorandum. However, although included as currently required for audit compliance by the USDA, the State of Alabama objects to its inclusion, applicability and the application of this language due to currently pending legal challenges in the matter of The State of Tennessee, et al. v. USDA, et al., Case No. 3:22-cv-00257, and may be subject to change or removal.

ASK US

A graphic illustration of the words "ASK US" in large, colorful, stylized letters. The letters are held up by several hands, suggesting a collaborative effort. The "A" is red, the first "S" is blue, the "K" is tan, the "U" is yellow, and the second "S" is green. The hands are wearing different colored sleeves: light blue, green, orange, grey, and yellow. The background is white with a subtle grey shadow beneath the letters.

Attendance Verification / Certificate

PLE Webinar Attendance



Please Follow the QR Code and Complete the Survey to Verify Completion of the PLE Webinar

<https://forms.office.com/r/GLjq61SmBJ>



BREAK for a PLATE
ALABAMA

Annual Webinar Training Series:

PAID LUNCH EQUITY

Overview of PLE and Guidelines for the USDA PLE Tool



Christina Glover
Accountant
ALSDE CNP School Programs

